

CBSE Class 12 physics
Important Questions
Chapter 2
Electrostatic Potential and Capacitance

1 Mark Questions

1. Why does the electric field inside a dielectric decrease when it is placed in an external electric field?

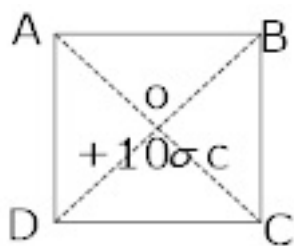
Ans. The electric field, inside a dielectric decrease when it is placed in an external electric field due to polarisation as it creates an internal electric field opposite to external electric field inside a dielectric due to which net electric field gets reduced.

2. What is the work done in moving a $2\text{ }\mu\text{C}$ point charge from corner A to corner B of a square ABCD when a $10\text{ }\mu\text{C}$ charge exist at the center of the square?

Ans. Since pt. A & B are at the same distance from the pt. O

$$V_A = V_B$$

→ Work done = Zero.



3. Force of attraction between two point electric charges placed at a distance d in a medium is F. What distance apart should these be kept in the same medium, so that force between them becomes $F/3$?

Ans. If two point charges are q_1 and q_2 separated by distance d

$$F = \frac{Kq_1q_2}{d^2}$$

Suppose if force becomes F/3 let the distance be x

$$\frac{F}{3} = \frac{Kq_1q_2}{x^2}$$

$$\Rightarrow \frac{Kq_1q_2}{3d^2} = \frac{Kq_1q_2}{x^2}$$

$$x^2 = 3d^2$$

$$\Rightarrow x = \sqrt{3} d$$

4. The distance of the field point on the equatorial plane of a small electric dipole is halved. By what factor will the electric field due to the dipole change?

Ans. Since $E \propto \frac{1}{r^3}$

$$\therefore E \propto \frac{1}{(r/2)^3} \Rightarrow E \propto 8/r^3$$

\Rightarrow Electric field becomes eight times

5. The Plates of a charged capacitor are connected by a voltmeter. If the plates of the capacitor are moved further apart. What will be the effect on the reading of the voltmeter?

Ans. Since $C = \frac{A\epsilon_0}{d} \Rightarrow C \propto \frac{1}{d}$

which means if distance increases, capacitance decreases.

Since $V = \frac{Q}{C}$ and charge on the capacitor is constant.

Hence reading of the voltmeter increases.

6. What happens to the capacitance of a capacitor when a dielectric slab is placed between its plates?

Ans. The introduction of dielectric in a capacitor reduces the effective charge on plate and hence increases the capacitance.

2 Mark Questions

1. Show mathematically that the potential at a point on the equatorial line of an electric dipole is Zero?

Ans. Electric potential at point P due to the dipole

$$V = V_{p_A} + V_{p_B}$$

$$V = \frac{K(-q)}{r} + \frac{K(+q)}{r}$$

$$V=0$$

2. A parallel plate capacitor with air between the plates has a capacitance of 8 pF ($1 \text{ pF} = 10^{-12} \text{ F}$). What will be the capacitance if the distance between the plates is reduced by half and the space between them is filled with a substance of dielectric constant 6?

Ans. For air $C_0 = \frac{A\epsilon_0}{d}$

$$C_0 = 8 \times \text{pF} = 8 \times 10^{-12} \text{ F}$$

$$\therefore \frac{AC_0}{d} = 8 \times 10^{-12}$$

Now $d' = d/2$ and $K = 6$

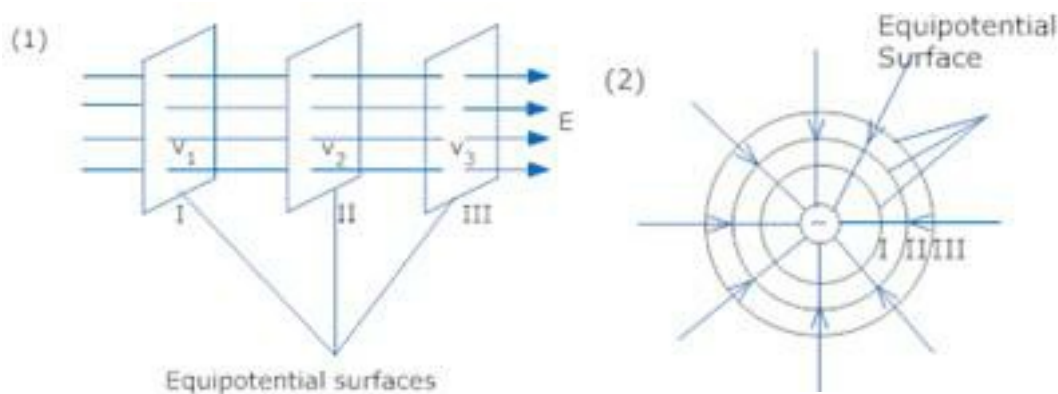
$$\Rightarrow C' = \frac{AC_0}{d'} \times K$$

$$C' = \frac{AC_0}{d'} \times 2 \times K = 8 \times 10^{-12} \times 2 \times 6$$

$$C' = 96 \times 10^{-12} \text{ pF}$$

3. Draw one equipotential surfaces (1) Due to uniform electric field (2) For a point charge ($q < 0$)?

Ans.



4. If the amount of electric flux entering and leaving a closed surface are ϕ_1 and ϕ_2 respectively. What is the electric charge inside the surface?

Ans. Net flux = $\phi_2 - \phi_1$

Since $\phi = q / \epsilon_0$

$$Q = (\phi_2 - \phi_1) \epsilon_0$$

$$\Rightarrow Q = \phi \epsilon_0$$

5. A stream of electrons travelling with speed $v \frac{m}{s}$ at right angles to a uniform electric

field E is deflected in a circular path of radius r. Prove that $\frac{e}{m} = \frac{v^2}{rE}$?

Ans. The path of the electron traveling with velocity $v \frac{m}{s}$ at right angles of \vec{E} is circular.

∴ It requires a centripetal force $f = \frac{mv^2}{r}$

which is provided by an electrostatic force $f = eE$

$$\Rightarrow eE = \frac{mv^2}{r}$$

$$\frac{e}{m} = \frac{v^2}{Er} \quad b$$

6. The distance between the plates of a parallel plate capacitor is d . A metal plate of thickness $\left(\frac{d}{2}\right)$ is placed between the plates. What will be the effect on the capacitance?

Ans. For air $C = \frac{A\epsilon_0}{d}$

Thickness $t = \frac{d}{2}$ only when $k = \infty$

$$C_0 = \frac{\epsilon_0 A}{d}$$

$$C_{metal} = \frac{\epsilon_0 A}{(d-t)}$$

$$= \frac{\epsilon_0 A}{\left(d - \frac{d}{2}\right)}$$

$$= 2\epsilon_0 A$$

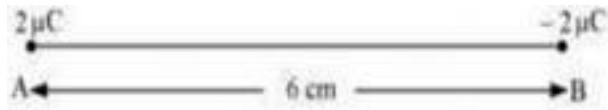
$C_{metal} = 2C_0$, Hence capacitance will get doubled.

7. Two charges $2\mu\text{C}$ and $-2\mu\text{C}$ are placed at points A and B 6 cm apart.

1. Identify an equipotential surface of the system.

2. What is the direction of the electric field at every point on this surface?

Ans. The situation is represented in the given figure.



An equipotential surface is the plane on which total potential is zero everywhere. This plane is normal to line AB. The plane is located at the mid-point of line AB because the magnitude of charges is the same.

1. The direction of the electric field at every point on this surface is normal to the plane in the direction of AB.

8. In a Van de Graaff type generator a spherical metal shell is to be a $15 \times 10^6 \text{ V}$ electrode. The dielectric strength of the gas surrounding the electrode is $5 \times 10^7 \text{ Vm}^{-1}$. What is the minimum radius of the spherical shell required? (You will learn from this exercise why one cannot build an electrostatic generator using a very small shell which requires a small charge to acquire a high potential.)

Ans. Potential difference, $V = 15 \times 10^6 \text{ V}$

Dielectric strength of the surrounding gas = $5 \times 10^7 \text{ V/m}$

Electric field intensity, $E = \text{Dielectric strength} = 5 \times 10^7 \text{ V/m}$

Minimum radius of the spherical shell required for the purpose is given by,

$$r = \frac{V}{E}$$
$$= \frac{15 \times 10^6}{5 \times 10^7} = 0.3 \text{ m} = 30 \text{ cm}$$

Hence, the minimum radius of the spherical shell required is 30 cm.

9. A small sphere of radius r_1 and charge q_1 is enclosed by a spherical shell of radius r_2 and charge q_2 . Show that if q_1 is positive, charge will necessarily flow from the sphere to the shell (when the two are connected by a wire) no matter what the charge q_2 on the shell is.

Ans. According to Gauss's law, the electric field between a sphere and a shell is determined by the charge q_1 on a small sphere. Hence, the potential difference, V , between the sphere and the shell is independent of charge q_2 . For positive charge q_1 , potential difference V is always positive.

10. Describe schematically the equipotential surfaces corresponding to

- 1. a constant electric field in the z-direction,**
- 2. a field that uniformly increases in magnitude but remains in a constant (say, z) direction,**
- 3. a single positive charge at the origin, and**
- 4. a uniform grid consisting of long equally spaced parallel charged wires in a plane.**

Ans. 1. Equidistant planes parallel to the x-y plane are the equipotential surfaces.

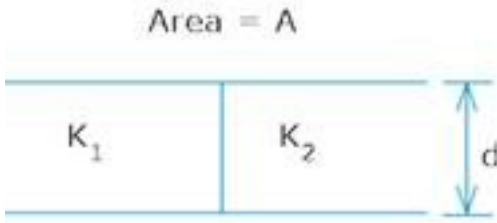
2. Planes parallel to the x-y plane are the equipotential surfaces with the exception that when the planes get closer, the field increases.

3. Concentric spheres centered at the origin are equipotential surfaces.

4. A periodically varying shape near the given grid is the equipotential surface. This shape gradually reaches the shape of planes parallel to the grid at a larger distance.

3 Mark Questions

1. Two dielectric slabs of dielectric constant K_1 and K_2 are filled in between the two plates, each of area A , of the parallel plate capacitor as shown in the figure. Find the net capacitance of the capacitor? Area of each plate = $\frac{A}{2}$



Ans. Here the two capacitors are in parallel

\therefore Net capacitance $C = C_1 + C_2$

$$C_1 = \frac{K_1 \epsilon_0 A/2}{d} = \frac{K_1 \epsilon_0 A}{2d}$$

$$C_2 = \frac{K_2 \epsilon_0 A/2}{d} = \frac{K_2 \epsilon_0 A}{2d}$$

$$\Rightarrow C = \frac{K_1 \epsilon_0 A}{2d} + \frac{K_2 \epsilon_0 A}{2d}$$

$$C = \frac{\epsilon_0 A}{2d} (K_1 + K_2)$$

2. Prove that the energy stored in a parallel plate capacitor is given by $\frac{1}{2} CV^2$?

Ans. Suppose a capacitor is connected to a battery and it supplies small amount of charge dq at constant potential V , then small amount of work done by the battery is given by

$$dw = Vdq$$

$$\Rightarrow dw = qc/dq \text{ (Since } q = CV)$$

Total work done where capacitor is fully charged to q .

$$\int dw = W = \int_0^q q/c \, dq \Rightarrow W = \frac{1}{C} \int_0^q q \, dq \Rightarrow W = \frac{q^2}{2C} = \frac{C^2 V^2}{2C}$$

$$W = \frac{1}{2} CV^2$$

This work done is stored in the capacitor in the form of electrostatic potential energy.

$$\Rightarrow W = U = \frac{1}{2} CV^2$$

3. State Gauss's Theorem in electrostatics? Using this theorem define an expression for the field intensity due to an infinite plane sheet of charge of charge density $\sigma \text{ C/m}^2$?

Ans. Gauss's Theorem states that electric flux through a closed surface enclosing a charge q in vacuum is $1/\epsilon_0$ times the magnitude of the charge enclosed

$$\text{Is } \phi = q/\epsilon_0$$

Consider a charge is distributed over an infinite sheet of area S having surface charge density $\sigma \text{ C/m}^2$.

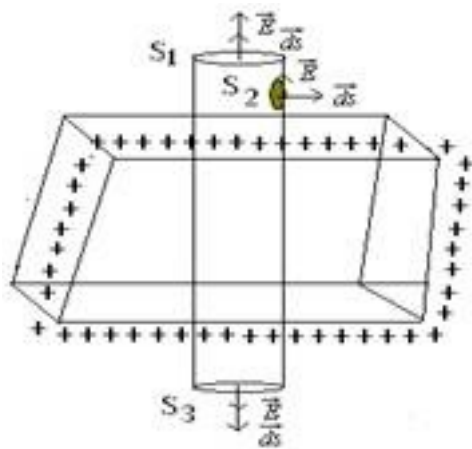
To enclose the charge on sheet an imaginary Gaussian surface cylindrical in shape is assumed and it is divided into three sections S_1 , S_2 , & S_3

According to Gauss's theorem

$$\phi = q/\epsilon_0 = \frac{\sigma S}{\epsilon_0} \dots\dots\dots(1)$$

$$\text{We know } \phi = \int E \cdot ds$$

$$\text{For the given surface } \phi = \int_{S_1} \vec{E} \cdot \vec{ds} + \int_{S_2} \vec{E} \cdot \vec{ds} + \int_{S_3} \vec{E} \cdot \vec{ds}$$



$$\Rightarrow \phi = \int_{S_1} E \cdot ds \cos \theta + \int_{S_3} E \cdot ds \cos \theta +$$

$$\left(\because \theta = 90^\circ \text{ for } S_2 \therefore \int_{S_2} \vec{E} \cdot \vec{ds} = 0 \right)$$

$$\phi = E \int_{S_1} ds + E \int_{S_3} ds$$

$$\phi = E \left[\int_0^S ds + \int_0^S ds \right]$$

$$\phi = E \cdot 2S \dots \dots (2)$$

Combined eq. (1) & (2)

$$E = \frac{\sigma}{2\epsilon_0}$$

$$E \cdot 2S = \frac{\sigma S}{\epsilon_0}$$

4. Derive an expression for the total work done in rotating an electric dipole through an angle θ in a uniform electric field?

Ans. We know $\tau = PE \sin \theta$

If an electric dipole is rotated through an angled θ against the torque acting on it, then small amount of work done is

$$dw = \tau d\theta = PE \sin \theta d\theta$$

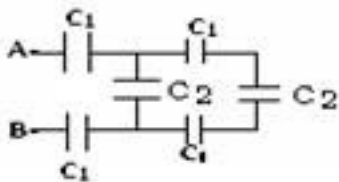
For rotating through on angle θ , from 90°

$$w = \int_{90^\circ}^{\theta} PE \sin \theta$$

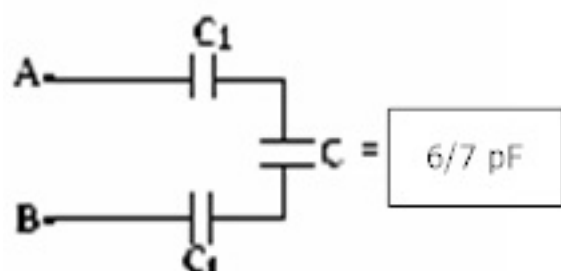
$$w = PE \left| -\cos \theta \right|_{90}^{\theta}$$

$$w = -PE \cos \theta$$

5. If $C_1 = 3\text{ pF}$ and $C_2 = 2\text{ pF}$, calculate the equivalent capacitance of the given network between points A & B?



Ans. Since C_1 , C_2 and C_1 are in series



$$\therefore \frac{1}{C} = \frac{1}{C_1} + \frac{1}{C_2} + \frac{1}{C_1}$$

$$\Rightarrow \frac{1}{C} = \frac{1}{3} + \frac{1}{2} + \frac{1}{3}$$

$$\frac{1}{C} = \frac{2+3+2}{6}$$

$$C = \frac{6}{7} \text{ pF}$$

C_2 and C are in series

$$\Rightarrow C' = \frac{2}{1} + \frac{6}{7} = \frac{14+6}{7} = \frac{20}{7} \text{ pF}$$

Here C_1 , C' and C_1 are in series

$$\therefore \frac{1}{C_{net}} = \frac{1}{C_1} + \frac{1}{C'} + \frac{1}{C_1}$$

$$\frac{1}{C_{net}} = \frac{1}{3} + \frac{7}{20} + \frac{1}{3}$$

$$\frac{1}{C_{net}} = \frac{20+21+20}{60} = \frac{61}{60}$$

$$\Rightarrow C_{net} = 60/61 \text{ pF}$$

6. Prove that energy stored per unit volume in a capacitor is given by $\frac{1}{2} \epsilon_0 E^2$, where E is the electric field of the capacitor?

Ans. We know capacitance of a parallel plate capacitor, $C = \frac{A \epsilon_0}{d}$, electric field in between

the plates $E = \frac{\sigma}{\epsilon_0}$ where σ is the surface charge density of the plates.

$$\text{Energy stored per unit volume} = \frac{\text{Energy stored}}{\text{Volume}}$$

$$\text{Energy stored per unit volume} = \frac{\frac{1}{2} \frac{q^2}{C}}{Ad} \quad (\text{Volume of the capacitor} = Ad)$$

$$= \frac{\frac{1}{2} \times \frac{(\sigma A)^2}{\frac{A \epsilon_0}{d}}}{Ad} = \frac{\frac{1}{2} \times E^2 \epsilon_0^2 A^2 d}{A^2 \epsilon_0 d}$$

$$\Rightarrow \text{Energy stored/volume} = \frac{1}{2} \epsilon_0 E^2 \quad \text{Hence proved}$$

7. Keeping the voltage of the charging source constant. What would be the percentage change in the energy stored in a parallel plate capacitor if the separation between its plates were to be decreased by 10%?

Ans. $U = \frac{1}{2} CV^2$

For parallel plate $U = \frac{1}{2} \frac{A \epsilon_0}{d} V^2$

When $d' = d - 10\% \text{ of } d = 0.9d$

Then $U' = \frac{1}{2} \frac{A \epsilon_0}{0.9d} V^2$

$$\text{Change in energy} = U' - U = \frac{1}{2} \frac{A \epsilon_0}{d} V^2 \left(\frac{1}{0.9} - 1 \right)$$

$$U' - U = U \left(\frac{0.1}{0.9} \right) = U/9$$

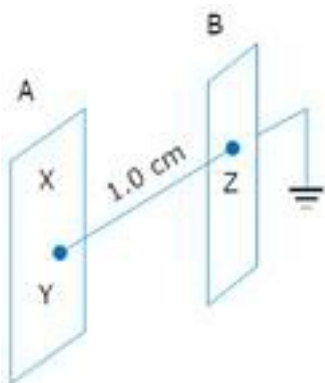
$$\% \text{ change} = \frac{U' - U}{U} \times 100 \% = \frac{U}{9} \times \frac{1}{U} \times 100 \% = \frac{100 \%}{9}$$

$$\% \text{ change} = 11.1\%$$

8. Two identical plane metallic surfaces A and B are kept parallel to each other in air separated by a distance of 1.0 cm as shown in the figure. Surface A is given a positive potential of 10V and the outer surface of B is earthed.

(a) What is the magnitude and direction of uniform electric field between point Y and Z? What is the work done in moving a charge of $20 \mu\text{C}$ from point X to Y?

(b) Can we have non-zero electric potential in the space, where electric field strength is zero?



Ans. (a) Since $E = \frac{dv}{dr} = \frac{10V}{1 \times 10^{-2}} = 1000 \frac{V}{M}$

(ii) Since surface A is an equipotential surface ie $\Delta V = 0$

\therefore Work done from X to Y = Zero .

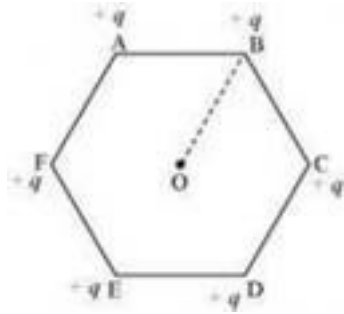
(b) $E = \frac{-dV}{dr}$ if $E=0$

$$\frac{dV}{dr} = 0 \Rightarrow dv = 0 \text{ Or } V = \text{constant (non zero)}$$

So we can have non-zero electric potential, where electric field is zero.

9. A regular hexagon of side 10 cm has a charge $5 \mu\text{C}$ at each of its vertices. Calculate the potential at the centre of the hexagon.

Ans. The given figure shows six equal amount of charges, q , at the vertices of a regular hexagon.



Where,

$$\text{Charge, } q = 5 \mu\text{C} = 5 \times 10^{-6} \text{ C}$$

$$\text{Side of the hexagon, } l = AB = BC = CD = DE = EF = FA = 10 \text{ cm}$$

$$\text{Distance of each vertex from centre O, } d = 10 \text{ cm}$$

Electric potential at point O,

$$V = \frac{6 \times q}{4\pi \epsilon_0 d}$$

Where,

ϵ_0 = Permittivity of free space

$$\frac{1}{4\pi \epsilon_0} = 9 \times 10^9 \text{ NC}^{-2} \text{ m}^{-2}$$

$$\therefore V = \frac{6 \times 9 \times 10^9 \times 5 \times 10^{-6}}{0.1}$$

$$= 2.7 \times 10^6 \text{ V}$$

Therefore, the potential at the centre of the hexagon is $2.7 \times 10^6 \text{ V}$.

10. A spherical conductor of radius 12 cm has a charge of $1.6 \times 10^{-7} C$ distributed uniformly on its surface. What is the electric field

1. Inside the sphere

2. Just outside the sphere

3. At a point 18 cm from the centre of the sphere?

Ans. Radius of the spherical conductor, $r = 12 \text{ cm} = 0.12 \text{ m}$

Charge is uniformly distributed over the conductor, $q = 1.6 \times 10^{-7} C$

Electric field inside a spherical conductor is zero. This is because if there is field inside the conductor, then charges will move to neutralize it.

1. Electric field E just outside the conductor is given by the relation,

$$E = \frac{q}{4\pi \epsilon_0 r^2}$$

Where,

ϵ_0 = Permittivity of free space

$$\frac{1}{4\pi \epsilon_0} = 9 \times 10^9 \text{ Nm}^2 \text{C}^{-2}$$

$$\therefore E = \frac{1.6 \times 10^{-7} \times 9 \times 10^9}{(0.12)^2}$$

$$= 10^5 \text{ NC}^{-1}$$

Therefore, the electric field just outside the sphere is 10^5 NC^{-1} .

2. Electric field at a point 18 m from the centre of the sphere = E_1

Distance of the point from the centre, $d = 18 \text{ cm} = 0.18 \text{ m}$

$$\begin{aligned}
 E_1 &= \frac{q}{4\pi\epsilon_0 d^2} \\
 &= \frac{9 \times 10^9 \times 1.6 \times 10^{-7}}{(18 \times 10^{-2})^2} \\
 &= 4.4 \times 10^4 \text{ N/C}
 \end{aligned}$$

Therefore, the electric field at a point 18 cm from the centre of the sphere is $4.4 \times 10^4 \text{ N/C}$.

11. Three capacitors each of capacitance 9 pF are connected in series.

1. What is the total capacitance of the combination?

2. What is the potential difference across each capacitor if the combination is connected to a 120 V supply?

Ans. Capacitance of each of the three capacitors, $C = 9 \text{ pF}$

Equivalent capacitance (C') of the combination of the capacitors is given by the relation,

$$\begin{aligned}
 \frac{1}{C'} &= \frac{1}{C} + \frac{1}{C} + \frac{1}{C} \\
 &= \frac{1}{9} + \frac{1}{9} + \frac{1}{9} + \frac{1}{9} = \frac{1}{9} \\
 \therefore C' &= 3 \mu\text{F}
 \end{aligned}$$

Therefore, total capacitance of the combination is $3 \mu\text{F}$.

1. Supply voltage, $V = 120 \text{ V}$

Potential difference (V') across each capacitor is equal to one-third of the supply voltage.

$$\therefore V' = \frac{V}{3} = \frac{120}{3} = 40 \text{ V}$$

Therefore, the potential difference across each capacitor is 40 V.

12. Three capacitors of capacitances 2 pF, 3 pF and 4 pF are connected in parallel.

1. What is the total capacitance of the combination?

2. Determine the charge on each capacitor if the combination is connected to a 100 V supply.

Ans. Capacitances of the given capacitors are

$$C_1 = 2 \text{ pF}$$

$$C_2 = 3 \text{ pF}$$

$$C_3 = 4 \text{ pF}$$

For the parallel combination of the capacitors, equivalent capacitor C' is given by the algebraic sum,

$$C' = 2 + 3 + 4 \text{ pF}$$

Therefore, total capacitance of the combination is 9 pF.

1. Supply voltage, $V = 100 \text{ V}$

The voltage through all the three capacitors is same = $V = 100 \text{ V}$

Charge on a capacitor of capacitance C and potential difference V is given by the relation,

$$q = VC \dots (i)$$

For $C = 2 \text{ pF}$,

$$\text{Charge} = VC = 100 \times 2 = 200 \text{ pC} = 2 \times 10^{-10} \text{ C}$$

For $C = 3 \text{ pF}$,

$$\text{Charge} = VC = 100 \times 3 = 300 \text{ pC} = 3 \times 10^{-10} \text{ C}$$

For $C = 4 \text{ pF}$,

$$\text{Charge} = VC = 100 \times 4 = 400 \text{ pC} = 4 \times 10^{-10} \text{ C}$$

13. In a parallel plate capacitor with air between the plates, each plate has an area of $6 \times 10^{-3} \text{ m}^2$ and the distance between the plates is 3 mm. Calculate the capacitance of the capacitor. If this capacitor is connected to a 100 V supply, what is the charge on each plate of the capacitor?

Ans. Area of each plate of the parallel plate capacitor, $A = 6 \times 10^{-3} \text{ m}^2$

Distance between the plates, $d = 3 \text{ mm} = 3 \times 10^{-3} \text{ m}$

Supply voltage, $V = 100 \text{ V}$

Capacitance C of a parallel plate capacitor is given by,

Where,

$$C = \frac{\epsilon_0 A}{d}$$

ϵ_0 = Permittivity of free space

$$= 8.854 \times 10^{-12} \text{ N}^{-1} \text{ m}^{-2} \text{ C}^{-2}$$

$$\therefore C = \frac{8.854 \times 10^{-12} \times 6 \times 10^{-3}}{3 \times 10^{-3}}$$

$$= 17.71 \times 10^{-12} \text{ F}$$

$$= 17.71 \text{ pF}$$

Potential V is related with the charge q and capacitance C as

$$V = \frac{q}{C}$$

$$\therefore q = VC$$

$$= 1.771 \times 10^{-9} \text{ C}$$

$$= 100 \times 17.71 \times 10^{-12}$$

Therefore, capacitance of the capacitor is 17.71 pF and charge on each plate is 1.771×10^{-9} .

14. Explain what would happen if in the capacitor given in Exercise 2.8, a 3 mm thick mica sheet (of dielectric constant = 6) were inserted between the plates,

1. While the voltage supply remained connected.

2. After the supply was disconnected.

Ans. Dielectric constant of the mica sheet, $k = 6$

1. Initial capacitance, $C = 1.771 \times 10^{-11}$

New capacitance, $C' = kC = 6 \times 1.771 \times 10^{-11} = 106 \text{ pF}$

Supply voltage, $V = 100 \text{ V}$

New charge $q^1 = C^1 V = 6 \times 1.7717 \times 10^{-9} = 1.06 \times 10^{-8} \text{ C s}$

Potential across the plates remains 100 V.

2. Dielectric constant, $k = 6$

Initial capacitance, $C = 1.771 \times 10^{-11} \text{ F}$

New capacitance $C^1 = kC = 6 \times 1.771 \times 10^{-11} = 106 \text{ pF}$

If supply voltage is removed, then there will be no effect on the amount of charge in the plates.

Charge = $1.771 \times 10^{-9} \text{ C}$

Potential across the plates is given by,

$$\therefore V' = \frac{q}{C^1}$$

$$= \frac{1.771 \times 10^{-9}}{106 \times 10^{-12}}$$

$$= 16.7 \text{ V}$$

15. A 12 pF capacitor is connected to a 50V battery. How much electrostatic energy is stored in the capacitor?

Ans. Capacitor of the capacitance, $C = 12 \text{ pF} = 12 \times 10^{-12} \text{ F}$

Potential difference, $V = 50 \text{ V}$

Electrostatic energy stored in the capacitor is given by the relation,

$$E_B \frac{q_2}{4\pi\epsilon_0 (BZ)^2}$$

$$\cos \theta = \frac{0.10}{0.18} = \frac{5}{9} = 0.5556$$

$$\theta = \cos^{-1} 0.5556 = 56.25$$

$$\therefore 2\theta = 112.5^\circ$$

$$\cos 2\theta = -0.38$$

$$\overrightarrow{E_2} - \overrightarrow{E_1} = \frac{\sigma}{2\epsilon_0} \hat{n} + \frac{\sigma}{2\epsilon_0} \hat{n} = \frac{\sigma}{\epsilon_0} \hat{n}$$

$$E(2\pi dL) = \frac{\lambda L}{\epsilon_0}$$

$$= \frac{q_1 q_2}{4\pi\epsilon_0 d_1} - 27.2 \text{ eV}$$

$$= \frac{9 \times 10^9 \times (1.6 \times 10^{-19})^2}{1.06 \times 10^{-10}} - 27.2 \text{ eV}$$

$$= 21.73 \times 10^{-10} \text{ J} - 27.2 \text{ eV}$$

$$= 13.58 \text{ eV} - 27.2 \text{ eV}$$

$$= 13.6 \text{ eV}$$

$$E = \frac{1}{2} CV^2$$

$$= \frac{1}{2} \times 12 \times 10^{-12} \times (50)^2$$

$$= 1.5 \times 10^{-8} \text{ J}$$

Therefore, the electrostatic energy stored in the capacitor is $1.5 \times 10^{-8} \text{ J}$.

16. A 600 pF capacitor is charged by a 200 V supply. It is then disconnected from the supply and is connected to another uncharged 600 pF capacitor. How much electrostatic energy is lost in the process?

Ans. Capacitance of the capacitor, $C = 600 \text{ pF}$ Potential difference, $V = 200 \text{ V}$

Electrostatic energy stored in the capacitor is given by,

$$E = \frac{1}{2} CV^2$$

$$= \frac{1}{2} \times (600 \times 10^{-12}) \times (200)^2$$

$$= 1.2 \times 10^{-5} \text{ J}$$

If supply is disconnected from the capacitor and another capacitor of capacitance $C = 600 \text{ pF}$ is connected to it, then equivalent capacitance (C') of the combination is given by,

$$\frac{1}{C'} = \frac{1}{C} + \frac{1}{C}$$

$$= \frac{1}{600} + \frac{1}{600} = \frac{2}{600} = \frac{1}{300}$$

$$\therefore C' = 300 \text{ pF}$$

New electrostatic energy can be calculated as

$$\begin{aligned}
 E^1 &= \frac{1}{2} \times C^1 \times V^2 \\
 &= \frac{1}{2} \times 300 \times (200)^2 \\
 &= 0.6 \times 10^{-5} J
 \end{aligned}$$

Loss in electrostatic energy = $E - E'$

$$\begin{aligned}
 &= 1.2 \times 10^{-5} - 0.6 \times 10^{-5} \\
 &= 0.6 \times 10^{-5} \\
 &= 6 \times 10^{-6} J
 \end{aligned}$$

Therefore, the electrostatic energy lost in the process is $6 \times 10^{-6} J$.

17. A spherical conducting shell of inner radius r_1 and outer radius r_2 has a charge

1. A charge q is placed at the centre of the shell. What is the surface charge density on the inner and outer surfaces of the shell?

2. Is the electric field inside a cavity (with no charge) zero, even if the shell is not spherical, but has any irregular shape? Explain.

Ans. (a) Charge placed at the centre of a shell is $+q$. Hence, a charge of magnitude $-q$ will be induced to the inner surface of the shell. Therefore, total charge on the inner surface of the shell is $-q$.

Surface charge density at the inner surface of the shell is given by the relation,

$$\sigma_1 = \frac{\text{Total charge}}{\text{Outer surface area}} = \frac{-q}{4\pi r_1^2} \dots (i)$$

$$\sigma_2 = \frac{\text{Total charge}}{\text{Outer surface area}} = \frac{Q + q}{4\pi r_2^2} \dots (ii)$$

A charge of $+q$ is induced on the outer surface of the shell. A charge of magnitude Q is placed on the outer surface of the shell. Therefore, total charge on the outer surface of the shell is $Q + q$. Surface charge density at the outer surface of the shell,


1. Yes

The electric field intensity inside a cavity is zero, even if the shell is not spherical and has any irregular shape. Take a closed loop such that a part of it is inside the cavity

along a field line while the rest is inside the conductor. Net work done by the field in carrying a test charge over a closed loop is zero because the field inside the conductor is zero. Hence, electric field is zero, whatever is the shape.

18. If one of the two electrons of a H_2 molecule is removed, we get a hydrogen molecular ion H_2^+ . In the ground state of an H_2^+ , the two protons are separated by roughly 1.5 \AA , and the electron is roughly 1 \AA from each proton. Determine the potential energy of the system. Specify your choice of the zero of potential energy.

Ans.



The system of two protons and one electron is represented in the given figure.

Charge on proton 1, $q_1 = 1.6 \times 10^{-19} \text{ C}$

Charge on proton 2, $q_2 = 1.6 \times 10^{-19} \text{ C}$

Charge on electron, $q_3 = -1.6 \times 10^{-19} \text{ C}$

Distance between protons 1 and 2, $d_1 = 1.5 \times 10^{-10} \text{ m}$

Distance between proton 1 and electron, $d_2 = 1 \times 10^{-10} \text{ m}$

Distance between proton 2 and electron, $d_3 = 1 \times 10^{-10} \text{ m}$

The potential energy at infinity is zero.

Potential energy of the system,

$$V = \frac{q_1 q_2}{4\pi \epsilon_0 d_1} + \frac{q_2 q_3}{4\pi \epsilon_0 d_3} + \frac{q_3 q_1}{4\pi \epsilon_0 d_2}$$

Substituting $\frac{1}{4\pi \epsilon_0 d} = 9 \times 10^9 \text{ Nm}^2 \text{C}^{-2}$

$$V = \frac{9 \times 10^9 \times 10^{-19} \times 10^{-19}}{10^{-10}} \left[-(16)^2 + \frac{(1.6)^2}{1.5} + -(1.6)^2 \right]$$

$$= -30.7 \times 10^{-19} \text{ J}$$

$$= -19.2 \text{ eV}$$

Therefore, the potential energy of the system is -19.2 eV .

19. Two charged conducting spheres of radii a and b are connected to each other by a wire. What is the ratio of electric fields at the surfaces of the two spheres? Use the result obtained to explain why charge density on the sharp and pointed ends of a conductor is higher than on its flatter portions.

Ans. Let a be the radius of a sphere A, QA be the charge on the sphere, and CA be the capacitance of the sphere. Let b be the radius of a sphere B, QB be the charge on the sphere, and CB be the capacitance of the sphere. Since the two spheres are connected with a wire, their potential (V) will become equal.

Let EA be the electric field of sphere A and EB be the electric field of sphere B. Therefore, their ratio,

$$\frac{E_A}{E_B} = \frac{Q_A}{4\pi \epsilon_0 \times a_2} \times \frac{b^2 4\pi \epsilon_0}{Q_B}$$

$$\frac{E_A}{E_B} = \frac{Q_A}{Q_B} \times \frac{b^2}{a^2} \quad \dots(1)$$

However $\frac{Q_A}{Q_B} = \frac{C_A V}{C_B V}$

And $\frac{C_A}{C_B} = \frac{a}{b}$

$$\therefore \frac{Q_A}{Q_B} = \frac{a}{b} \quad \dots(2)$$

Putting the value of (2) in (1), we obtain

$$\therefore \frac{E_A}{E_B} = \frac{a}{b} \frac{b^2}{a^2} = \frac{b}{a}$$

Therefore, the ratio of electric fields at the surface is $\frac{b}{a}$.

20. What is the area of the plates of a 2 F parallel plate capacitor, given that the separation between the plates is 0.5 cm? [You will realize from your answer why ordinary capacitors are in the range of μF or less. However, electrolytic capacitors do have a much larger capacitance (0.1 F) because of very minute separation between the conductors.]

Ans. Capacitance of a parallel capacitor, $C = 2 \text{ F}$

Distance between the two plates, $d = 0.5 \text{ cm} = 0.5 \times 10^{-2} \text{ m}$ Capacitance of a parallel plate capacitor is given by the relation,

Where,

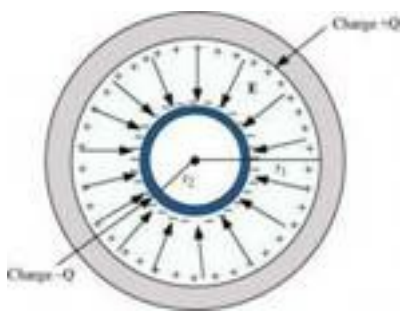
ϵ_0 = Permittivity of free space = $= 8.85 \times 10^{-12} C^2 N^{-1} m^{-2}$

$$\therefore A = \frac{2 \times 0.5 \times 10^{-2}}{8.85 \times 10^{-12}}$$

$$= 1130 km^2$$

Hence, the area of the plates is too large. To avoid this situation, the capacitance is taken in the range of μF .

21. A spherical capacitor consists of two concentric spherical conductors, held in position by suitable insulating supports (Fig. 2.36).



Show that the capacitance of a spherical capacitor is given by

$$C = \frac{4\pi\epsilon_0 r_1 r_2}{r_1 - r_2} \text{ where } r_1 \text{ and } r_2 \text{ are the radii of outer and inner spheres, respectively.}$$

Ans. Radius of the outer shell = r_1

Radius of the inner shell = r_2

The inner surface of the outer shell has charge $+Q$.

$$V = \frac{Q}{4\pi\epsilon_0 r_2} - \frac{Q}{4\pi\epsilon_0 r_1}$$

The outer surface of the inner shell has induced charge $-Q$. Potential difference between the two shells is given by,

Where,

ϵ_0 = Permittivity of free space

$$V = \frac{Q}{4\pi\epsilon_0} \left[\frac{1}{r_2} - \frac{1}{r_1} \right]$$
$$= \frac{Q(r_1 - r_2)}{4\pi\epsilon_0 r_1 r_2}$$

Capacitance of the given system is given by,

$$C = \frac{\text{charge}(Q)}{\text{potential difference}(V)}$$
$$= \frac{4\pi\epsilon_0 r_1 r_2}{r_1 - r_2}$$

Hence, proved.

22. A cylindrical capacitor has two co-axial cylinders of length 15 cm and radii 1.5 cm and 1.4 cm. The outer cylinder is earthed and the inner cylinder is given a charge of $3.5 \mu\text{C}$. Determine the capacitance of the system and the potential of the inner cylinder. Neglect end effects (i.e., bending of field lines at the ends).

Ans. Length of a co-axial cylinder, $l = 15 \text{ cm} = 0.15 \text{ m}$

Radius of outer cylinder, $r_1 = 1.5 \text{ cm} = 0.015 \text{ m}$

Radius of inner cylinder, $r_2 = 1.4 \text{ cm} = 0.014 \text{ m}$

Charge on the inner cylinder, $q = 3.5 \mu\text{C} = 3.5 \times 10^{-6} \text{ C}$

Capacitance of a co-axial cylinder of radii r_1 and r_2 is given by the relation,

$$C = \frac{2\pi\epsilon_0 l}{\log_2 \frac{r_1}{r_2}}$$

Where,

$$\epsilon_0 = \text{Permittivity of free space} = 8.85 \times 10^{-12} \text{ N}^{-1} \text{ m}^{-2} \text{ C}^2$$

$$\begin{aligned} \therefore C &= \frac{2\pi \times 8.85 \times 10^{-12} \times 0.15}{2.3026 \log_{10} \left(\frac{0.15}{0.14} \right)} \\ &= \frac{2\pi \times 8.85 \times 10^{-12} \times 0.15}{2.3026 \times 0.0299} = 1.2 \times 10^{-10} \text{ F} \end{aligned}$$

Potential difference of the inner cylinder is given by,

$$\begin{aligned} V &= \frac{q}{C} \\ &= \frac{3.5 \times 10^{-6}}{1.2 \times 10^{-10}} = 2.92 \times 10^4 \text{ V} \end{aligned}$$

23. A parallel plate capacitor is to be designed with a voltage rating 1 kV, using a material of dielectric constant 3 and dielectric strength about 10^7 Vm^{-1} . (Dielectric strength is the maximum electric field a material can tolerate without breakdown, i.e., without starting to conduct electricity through partial ionisation.) For safety, we should like the field never to exceed, say 10% of the dielectric strength. What minimum area of the plates is required to have a capacitance of 50 pF?

Ans. Potential rating of a parallel plate capacitor, $V = 1 \text{ kV} = 1000 \text{ V}$

Dielectric constant of a material, $\epsilon_r = 3$ Dielectric strength = 10^7 Vm^{-1}

For safety, the field intensity never exceeds 10% of the dielectric strength. Hence, electric field intensity, $E = 10\% \text{ of } 10^7 = 10^6 \text{ V/m}$

Capacitance of the parallel plate capacitor, $C = 50 \text{ pF} = 50 \times 10^{-12} \text{ F}$

Distance between the plates is given by,

$$d = \frac{V}{E}$$

$$= \frac{1000}{10^6} = 10^{-3} \text{ m}$$

Capacitance is given by the relation,

$$C = \frac{\epsilon_0 \epsilon_1 A}{d}$$

Where,

A = Area of each plate

ϵ_0 = Permittivity of free space = $8.85 \times 10^{-12} \text{ N}^{-1} \text{ C}^2 \text{ m}^{-2}$

$$\therefore A = \frac{CD}{\epsilon_0 \epsilon_r}$$

$$= \frac{50 \times 10^{-12} \times 10^{-3}}{8.85 \times 10^{-12} \times 3} \approx 19 \text{ cm}^2$$

Hence, the area of each plate is about 19 cm^2 .

5 Mark Questions

1. (a) Define dielectric constant in terms of the capacitance of a capacitor? On what factor does the capacitance of a parallel plate capacitor with dielectric depend?

(b) Find the ratio of the potential differences that must be applied across the

(1) parallel

(2) Series combination of two identical capacitors so that the energy stored in the two cases becomes the same.

Ans. (a) Dielectric constant is defined as the ratio of capacitance of a capacitor when the dielectric is filled in between the plates to the capacitance of a capacitor when there is vacuum in between the plates

$$\text{In } K = \frac{C_m}{C_o} = \frac{\text{Capacitance of a capacitor when dielectric is in between the plates}}{\text{Capacitance of a capacitor with vacuum in between the plates.}}$$

Capacitance of a parallel plate capacitor with dielectric depends on the following factors

$$C_m = \frac{KA\epsilon_o}{d}$$

(1) Area of the plates

(2) Distance between the plates

(3) Dielectric constant of the dielectric between the plates

(b) Let the capacitance of each capacitor be C

$$C_p = C + C = 2C \text{ (in parallel)}$$

$$C_s = \frac{C \times C}{C + C} = \frac{C}{2} \text{ (in series)}$$

Let V_p and V_s be the values of potential difference

$$\text{This } U_p = \frac{1}{2} C_p V_p^2 = \frac{1}{2} \times 2C \times V_p^2 = C V_p^2$$

$$U_s = \frac{1}{2} C_s V_s^2 = \frac{1}{2} \times \frac{C}{2} \times V_s^2 = \frac{C V_s^2}{4}$$

But $U_p = U_s$ (given)

$$C V_p^2 = \frac{C V_s^2}{4}$$

$$\frac{V_p^2}{V_s^2} = 1/4$$

$$\Rightarrow V_p : V_s = 1 : 2$$

2. (a) An air filled capacitor is given a charge of $2 \mu\text{C}$ raising its potential to 200 V. If on inserting a dielectric medium, its potential falls to 50 V, what is the dielectric constant of the medium?

(b) A conducting slab of thickness 't' is introduced without touching between the plates of a parallel plate capacitor separated by a distance d ($t < d$). Derive an expression for the capacitance of a capacitor?

Ans. (a) $K = \frac{V}{V^1} = \frac{200}{50} = 4$ (Where $V = 200$ V for air filled capacitor $V^1 = 50$ after insertion of a dielectric)

(b) For a parallel plate capacitor when air/vacuum is in between the plates $C_o = \frac{A \epsilon^o}{d}$

Since electric field inside a conducting slab is zero, hence electric field exist only between the space $(d-t) \Rightarrow V = E_0(d-t)$

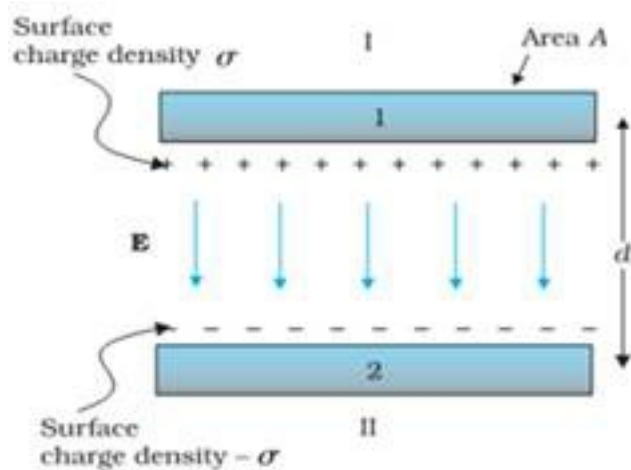
Where E_0 is the electric field exist between the plates?

$$\text{And } E_0 = \frac{\sigma}{\epsilon_0} = \frac{q}{A \epsilon_0}$$

Where A is the area of each plates

$$\Rightarrow V = \frac{q}{A \epsilon_0} (d-t)$$

Hence capacitor of a parallel plate capacitor



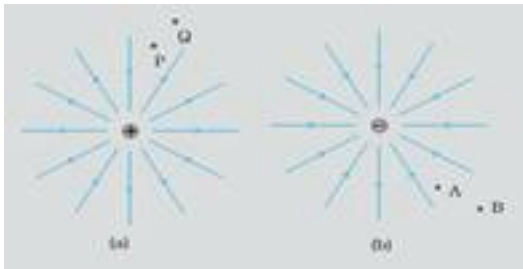
$$C = \frac{q}{V} = \frac{q}{q(d-t)} A \epsilon_0$$

$$C = \frac{A \epsilon_0}{d-t}$$

$$C = \frac{A \epsilon_0}{d(1-t/d)}$$

$$C = \frac{C_0}{\left(1 - \frac{t}{d}\right)}$$

3. Figure (a) and (b) shows the field lines of a single positive and negative charges respectively



(a) Give the signs of the potential difference: $V_P - V_Q$ and $V_B - V_A$

(b) Give the sign of the work done by the field in moving a small positive charge from Q to P.

(c) Give the sign of the work done by the field in moving a small negative charge from B to A.

Ans. (a) We know $V \propto \frac{1}{r}$

$$V_P > V_Q \Rightarrow V_P - V_Q = \text{Positive}$$

$$V_A < V_B \Rightarrow V_B - V_A = \text{Positive}$$

Because V_B is less negative than V_A .

(b) In moving a positive charge from Q to P work has to be done against the electric field so it is negative.

(c) In moving a negative charge from B to A work is done along the same direction of the field so it is positive.

4. With the help of a labelled diagram, explain the principle, construction and working of a van de Graaff generator. Mention its applications?

Ans. Van de Graaff generator is a device which is capable of producing a high potential of the order of million volts.

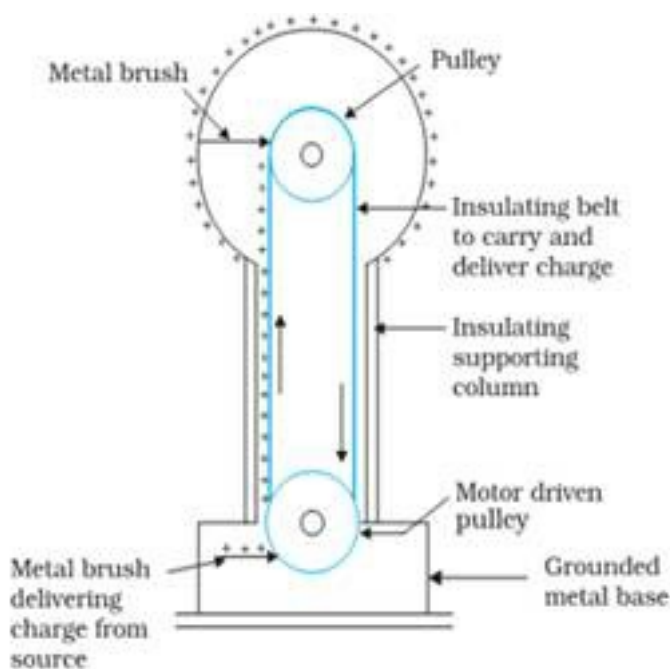
Principle (1) The charge always resides on the outer surface of hollow conductor.

(2) The electric discharge in air or gas takes place readily at the pointed ends of the conductors.

Construction: - It consists of a large hollow metallic sphere S mounted on two insulating columns A and B and an endless belt made up of rubber which is running over two pulleys P_1 and P_2 with the help of an electric motor. B_1 and B_2 are two sharp metallic brushes. The lower brush B_1 is given a positive potential by high tension battery and is called a spray brush while the upper brush B_2 connected to the inner part of the Sphere S .

Working: - When brush B_1 is given a high positive potential then it produces ions, due to the action of sharp points. Thus the positive ions so produced get sprayed on the belt due to repulsion between positive ions and the positive charge on brush B_1 . Then it is carried upward by the moving belt. The pointed end of B_2 just touches the belt and collects the positive charge and makes it move to the outer surface of the sphere S . This process continues and the potential of the shell rises to several million volts.

Applications – Particles like proton, Deutrons, α -- particles etc are accelerated to high speeds and energies.



5. Two charges $5 \times 10^{-8} \text{ C}$ and $-3 \times 10^{-8} \text{ C}$ are located 16 cm apart. At what point(s) on the line joining the two charges is the electric potential zero? Take the potential at infinity to be zero.

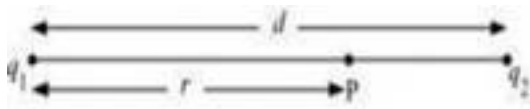
Ans. There are two charges,

$$q_1 = 5 \times 10^{-8} \text{ C}$$

$$q_2 = -3 \times 10^{-8} \text{ C}$$

Distance between the two charges, $d = 16 \text{ cm} = 0.16 \text{ m}$

Consider a point P on the line joining the two charges, as shown in the given figure.



r = Distance of point P from charge q_1

Let the electric potential (V) at point P be zero.

Potential at point P is the sum of potentials caused by charges q_1 and q_2 respectively.

$$\therefore V = \frac{q_1}{4\pi\epsilon_0 r} + \frac{q_2}{4\pi\epsilon_0 (d-r)} \quad \dots(i)$$

Where,

ϵ_0 = Permittivity of free space

For $V = 0$, equation (i) reduces to

$$\frac{q_1}{4\pi\epsilon_0 r} = -\frac{q_2}{4\pi\epsilon_0 (d-r)}$$


$$\frac{q_1}{r} = \frac{-q_2}{d-r}$$

$$\frac{5 \times 10^{-8}}{r} = - \frac{(-3 \times 10^{-8})}{(0.16 - r)}$$

$$\frac{0.16}{r} = \frac{8}{5}$$

$$\therefore r = 0.1m = 10cm$$

Therefore, the potential is zero at a distance of 10 cm from the positive charge between the charges.



Suppose point P is outside the system of two charges at a distance s from the negative charge, where potential is zero, as shown in the following figure.

For this arrangement, potential is given by,

$$V = \frac{q_1}{4\pi\epsilon_0 s} + \frac{q_2}{4\pi\epsilon_0 (s-d)} \quad \dots(ii)$$

For $V = 0$, equation (ii) reduces to

$$\frac{q_1}{4\pi\epsilon_0 s} = - \frac{q_2}{4\pi\epsilon_0 (s-d)}$$

$$\frac{q_1}{s} = \frac{-q_2}{s-d}$$

$$\frac{5 \times 10^{-8}}{s} = - \frac{(-3 \times 10^{-8})}{(s-0.16)}$$

$$1 - \frac{0.16}{s} = \frac{3}{5}$$

$$\frac{0.16}{s} = \frac{2}{5}$$

$$\therefore s = 0.4m = 40cm$$

Therefore, the potential is zero at a distance of 40 cm from the positive charge outside the system of charges.

6. A parallel plate capacitor with air between the plates has a capacitance of 8 pF ($1pF = 10^{-12}F$). What will be the capacitance if the distance between the plates is reduced by half, and the space between them is filled with a substance of dielectric constant 6?

Ans. Capacitance between the parallel plates of the capacitor, $C = 8 \text{ pF}$

Initially, distance between the parallel plates was d and it was filled with air. Dielectric constant of air, $k = 1$

Capacitance, C , is given by the formula,

$$C = \frac{k \epsilon_0 A}{d}$$

$$= \frac{\epsilon_0 A}{d} \quad \dots(i)$$

Where,

A = Area of each plate

ϵ_0 = Permittivity of free space

If distance between the plates is reduced to half, then new distance, $d' = \frac{d}{2}$ Dielectric constant of the substance filled in between the plates, $k' = 6$ Hence, capacitance of the capacitor becomes

$$C' = \frac{k' \epsilon_0 A}{d'} = \frac{6 \epsilon_0 A}{\frac{d}{2}} \quad \dots(ii)$$

Taking ratios of equations (i) and (ii), we obtain

$$\begin{aligned}C' &= 2 \times 6C \\&= 12C \\&= 12 \times 8 = 96 \text{ pF}\end{aligned}$$

Therefore, the capacitance between the plates is 96 pF.

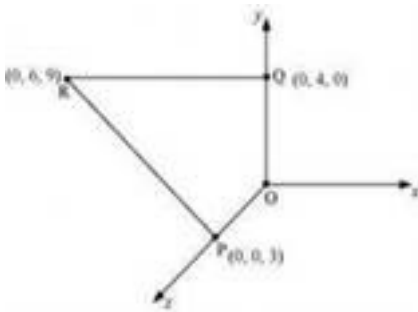
7. A charge of 8 mC is located at the origin. Calculate the work done in taking a small charge of $-2 \times 10^{-9} \text{ C}$ from a point P (0, 0, 3 cm) to a point Q (0, 4 cm, 0), via a point R (0, 6 cm, 9 cm).

Ans. Charge located at the origin, $q = 8 \text{ mC} = 8 \times 10^{-3} \text{ C}$

Magnitude of a small charge, which is taken from a point P to point R to point Q,

$$q_1 = -2 \times 10^{-9} \text{ C}$$

All the points are represented in the given figure.



Point P is at a distance, $d_1 = 3 \text{ cm}$, from the origin along z-axis. Point Q is at a distance, $d_2 = 4 \text{ cm}$, from the origin along y-axis.

$$\text{Potential at point P, } V_1 = \frac{q}{4\pi\epsilon_0 \times d_1}$$

$$\text{Potential at point Q, } V_2 = \frac{q}{4\pi\epsilon_0 \times d_2}$$

Work done (W) by the electrostatic force is independent of the path.

$$\begin{aligned}\therefore W &= q_1 [V_2 - V_1] \\ &= q_1 \left[\frac{q}{4\pi\epsilon_0 d_2} - \frac{q}{4\pi\epsilon_0 d_1} \right] \\ &= \frac{qq_1}{4\pi\epsilon_0} \left[\frac{1}{d_2} - \frac{1}{d_1} \right] \quad \dots(i)\end{aligned}$$

$$\text{where, } \frac{1}{4\pi\epsilon_0} = 9 \times 10^9 \text{ Nm}^2\text{C}^{-2}$$

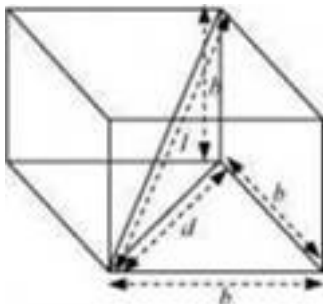
$$\begin{aligned}\therefore W &= 9 \times 10^9 \times 8 \times 10^{-3} \times (-2 \times 10^{-9}) \left[\frac{1}{0.04} - \frac{1}{0.03} \right] \\ &= -144 \times 10^{-3} \times \left(\frac{-25}{3} \right) \\ &= 1.27 \text{ J}\end{aligned}$$

Therefore, work done during the process is 1.27 J.

8. A cube of side b has a charge q at each of its vertices. Determine the potential and electric field due to this charge array at the centre of the cube.

Ans. Length of the side of a cube = b

Charge at each of its vertices = q



A cube of side b is shown in the following figure.

d = Diagonal of one of the six faces of the cube

$$d^2 = \sqrt{b^2 + b^2} = \sqrt{2b^2}$$

$$d = b\sqrt{2}$$

l = Length of the diagonal of the cube

$$l^2 = \sqrt{d^2 + b^2}$$

$$= \sqrt{(\sqrt{2b})^2 + b^2}$$

$$= \sqrt{2b^2 + b^2} = \sqrt{3b^2}$$

$$l = b\sqrt{3}$$

$$r = \frac{l}{2} = \frac{b\sqrt{3}}{2}$$

Is the difference between the centre of the cube and one of the eight vertices

The electric potential (V) at the centre of the cube is due to the presence of eight charges at the vertices.

$$V = \frac{8q}{4\pi\epsilon_0}$$

$$= \frac{8q}{4\pi\epsilon_0 \left(b\frac{\sqrt{3}}{2} \right)}$$

$$= \frac{4q}{\sqrt{3}\pi\epsilon_0 b}$$

$$\frac{4q}{\sqrt{3}\pi\epsilon_0 b}$$


Therefore, the potential at the centre of the cube is .

The electric field at the centre of the cube, due to the eight charges, gets cancelled. This is because the charges are distributed symmetrically with respect to the centre of the cube. Hence, the electric field is zero at the centre.

9. Two tiny spheres carrying charges $1.5 \mu\text{C}$ and $2.5\mu\text{C}$ are located 30 cm apart. Find the potential and electric field:

- 1. at the mid-point of the line joining the two charges, and**
- 2. at a point 10 cm from this midpoint in a plane normal to the line and passing through the mid-point.**

Ans.



Two charges placed at points A and B are represented in the given figure. O is the mid- point of the line joining the two charges.

Magnitude of charge located at A, $q_1 = 1.5\mu\text{C}$

Magnitude of charge located at B, $q_2 = 2.5\mu\text{C}$

Distance between the two charges, $d = 30 \text{ cm} = 0.3 \text{ m}$

1. Let V_1 and E_1 are the electric potential and electric field respectively at O.

V_1 = Potential due to charge at A + Potential due to charge at B

$$V_1 = \frac{q_1}{4\pi\epsilon_0\left(\frac{d}{2}\right)} + \frac{q_2}{4\pi\epsilon_0\left(\frac{d}{2}\right)} = \frac{1}{4\pi\epsilon_0\left(\frac{d}{2}\right)}(q_1 + q_2)$$

Where,

ϵ_0 = Permittivity of free space

$$\frac{1}{4\pi\epsilon_0} = 9 \times 10^9 \text{ NC}^2\text{m}^{-2}$$

$$\therefore v_1 = \frac{9 \times 10^9 \times 10^{-6}}{\left(\frac{0.30}{2}\right)} (2.5 + 1.5)$$

$$= 2.4 \times 10^5 \text{ V}$$

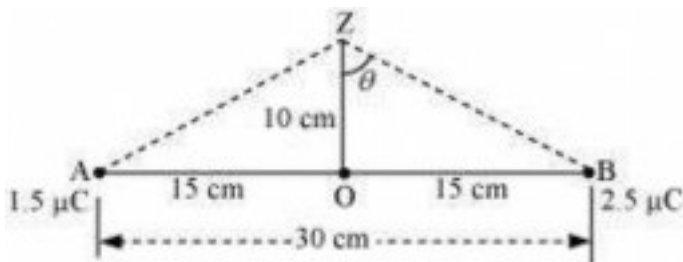
E_1 = Electric field due to q_2 *Electric field due to q_1*

$$= \frac{q_2}{4\pi\epsilon_0 \left(\frac{d}{2}\right)^2} - \frac{q_1}{4\pi\epsilon_0 \left(\frac{d}{2}\right)^2}$$

$$= \frac{9 \times 10^9}{\left(\frac{0.30}{2}\right)^2} \times 10^{-6} \times (2.5 - 1.5)$$

$$= 4 \times 10^5 \text{ Vm}^{-1}$$

Therefore, the potential at mid-point is $2.4 \times 10^5 \text{ V}$ and the electric field at mid-point is $4 \times 10^5 \text{ V m}^{-1}$. The field is directed from the larger charge to the smaller charge.



1. Consider a point Z such that normal distance $OZ = 10 \text{ cm} = 0.1 \text{ m}$, as shown in the following figure.

V_2 and E_2 are the electric potential and electric field respectively at Z. It can be observed from the figure that distance,

$$BZ=AZ=\sqrt{(0.1)^2+(0.15)^2}=0.18m$$

V_2 = Electric potential due to A + Electric Potential due to B

$$= \frac{q_1}{4\pi\epsilon_0(AZ)} + \frac{q_1}{4\pi\epsilon_0(BZ)}$$

$$= \frac{9 \times 10^9 \times 10^{-6}}{0.18} (1.5 + 2.5)$$

$$= 2 \times 10^5 V$$

Electric field due to q at Z,

$$E_A \frac{q_1}{4\pi\epsilon_0(AZ)}$$

$$= \frac{9 \times 10^9 \times 1.5 \times 10^{-6}}{0.18}$$

$$= 0.416 \times 10^6 V/m$$

Electric field due to q2 at Z,

$$E_B \frac{q_2}{4\pi\epsilon_0(BZ)^2}$$

$$= \frac{9 \times 10^9 \times 2.5 \times 10^{-6}}{(0.18)^2}$$

$$= 0.69 \times 10^6 Vm^{-1}$$

The resultant field intensity at Z,

$$E = \sqrt{E_A^2 + E_B^2 + 2E_A E_B \cos 2\theta}$$

Where, 2θ is the angle, $\angle AZB$

From the figure, we obtain

$$\cos \theta = \frac{0.10}{0.18} = \frac{5}{9} = 0.5556$$

$$\theta = \cos^{-1} 0.5556 = 56.25$$

$$\therefore 2\theta = 112.5^\circ$$

$$\cos 2\theta = -0.38$$

$$E \sqrt{(0.416 \times 10^6)^2 \times 2 \times 0.416 \times 0.69 \times 10^{12} \times (-0.38)}$$

$$= 6.6 \times 10^5 \text{Vm}^{-4}$$

Therefore, the potential at a point 10 cm (perpendicular to the mid-point) is $2.0 \times 10^5 \text{V}$ and electric field is

$$= 6.6 \times 10^5 \text{Vm}^{-4}.$$

10. Show that the normal component of electrostatic field has a discontinuity from one side of a charged surface to another given by $(\overline{E}_2 - \overline{E}_1) \cdot \hat{n} = \frac{\sigma}{\epsilon_0}$ Where \hat{n} is a unit vector normal to the surface at a point and σ is the surface charge density at that point. (The direction of \hat{n} is from side 1 to side 2.) Hence show that just outside a conductor, the electric field is \hat{n} / ϵ_0

1. Show that the tangential component of electrostatic field is continuous from one side of a charged surface to another. [Hint: For (a), use Gauss's law. For, (b) use the fact that work done by electrostatic field on a closed loop is zero.]

Ans. Electric field on one side of a charged body is E_1 and electric field on the other side of

the same body is \vec{E}_1 . If infinite plane charged body has a uniform thickness, then electric field due to one surface of the charged body is given by,

$$\vec{E}_1 = -\frac{\sigma}{2\epsilon_0} \hat{n} \dots\dots\dots (i)$$

Where,

\hat{n} = Unit vector normal to the surface at a point σ = Surface charge density at that point

Electric field due to the other surface of the charged body,

$$\vec{E}_2 = -\frac{\sigma}{2\epsilon_0} \hat{n} \dots(ii)$$

Electric field at any point due to the two surfaces,

$$\vec{E}_2 - \vec{E}_1 = \frac{\sigma}{2\epsilon_0} \hat{n} + \frac{\sigma}{2\epsilon_0} \hat{n} = \frac{\sigma}{\epsilon_0} \hat{n}$$

$$(\vec{E}_2 - \vec{E}_1) \cdot \hat{n} = \frac{\sigma}{\epsilon_0} \dots(iii)$$

$$\vec{E}_1$$

Since inside a closed conductor, $\vec{E}_1 = 0$,

$$\therefore \vec{E} = \vec{E}_2 = -\frac{\sigma}{2\epsilon_0} \hat{n}$$

$$\frac{\sigma}{\epsilon_0} \hat{n}$$

Therefore, the electric field just outside the conductor is.

1. When a charged particle is moved from one point to the other on a closed loop, the work done by the electrostatic field is zero. Hence, the tangential component of electrostatic field is continuous from one side of a charged surface to the other.

11. A long charged cylinder of linear charged density λ is surrounded by a hollow co-axial conducting cylinder. What is the electric field in the space between the two cylinders?

Ans. Charge density of the long charged cylinder of length L and radius r is λ .

Another cylinder of same length surrounds the previous cylinder. The radius of this cylinder is R .

Let E be the electric field produced in the space between the two cylinders.

Electric flux through the Gaussian surface is given by Gauss's theorem as,

$$\phi = E(2\pi d)L$$

Where, d = Distance of a point from the common axis of the cylinders Let q be the total charge on the cylinder.

It can be written as

$$\therefore \phi = E(2\pi dL) = \frac{q}{\epsilon_0}$$

Where,

q = Charge on the inner sphere of the outer cylinder

ϵ_0 = Permittivity of free space

$$E(2\pi dL) = \frac{\lambda L}{\epsilon_0}$$

$$E = \frac{\lambda}{2\pi \epsilon_0 d}$$

$$= \frac{\lambda}{2\pi \epsilon_0 d}$$

Therefore, the electric field in the space between the two cylinders is .

12. In a hydrogen atom, the electron and proton are bound at a distance of about 0.53 \AA

.

- 1. Estimate the potential energy of the system in eV, taking the zero of the potential energy at infinite separation of the electron from proton.**
- 2. What is the minimum work required to free the electron, given that its kinetic energy in the orbit is half the magnitude of potential energy obtained in (a)?**
- 3. What are the answers to (a) and (b) above if the zero of potential energy is taken at 1.06 \AA separation?**

Ans. The distance between electron-proton of a hydrogen atom, $d = 0.53 \text{ \AA}$

Charge on an electron, $q_1 = 1.6 \times 10^{-19} \text{ C}$

Charge on a proton, $q_2 = +1.6 \times 10^{-19} \text{ C}$

- Potential at infinity is zero.

$$= 0 - \frac{q_1 q_2}{4\pi \epsilon_0 d}$$

Potential energy of the system, p-e = Potential energy at infinity - Potential energy at distance, d

Where,

ϵ_0 is the permittivity of free space

$$\begin{aligned} \frac{1}{4\pi \epsilon_0} &= 9 \times 10^9 \text{ Nm}^2 \text{C}^{-2} \\ &= 0 - \frac{9 \times 10^9 \times (1.6 \times 10^{-19})^2}{0.53 \times 10^{-10}} \end{aligned}$$

$$\therefore \text{Potential energy} = -43.7 \times 10^{-19} J$$

$$\text{Since } 1.6 \times 10^{-19} J = 1 eV,$$

$$= -43.7 \times 10^{-19}$$

$$\therefore \text{Potential energy} = \frac{-43.7 \times 10^{-19}}{1.6 \times 10^{-19}}$$

$$= -27.2 eV$$

Therefore, the potential energy of the system is $-27.2 eV$.

2. Kinetic energy is half of the magnitude of potential energy.

$$\text{Kinetic energy} = \frac{1}{2} \times (-27.2) = 13.6 eV$$

$$\text{Total energy} = 13.6 \times 27.2 = 13.6 eV$$

Therefore, the minimum work required to free the electron is 13.6 eV.

3. When zero of potential energy is taken, $d_1 = 1.06 A$

$$\therefore \text{Potential energy of the system} = \text{Potential energy at } d_1 - \text{Potential energy at } d$$

$$= \frac{q_1 q_2}{4\pi \epsilon_0 d_1} - 27.2 eV$$

$$= \frac{9 \times 10^9 \times (1.6 \times 10^{-19})^2}{1.06 \times 10^{-10}} - 27.2 eV$$

$$= 21.73 \times 10^{-10} J - 27.2 eV$$

$$= 13.58 eV - 27.2 eV$$

$$= 13.6 eV$$

13. Two charges $-q$ and $+q$ are located at points $(0, 0, -a)$ and $(0, 0, a)$.

respectively.

1. What is the electrostatic potential at the points?

2. Obtain the dependence of potential on the distance r of a point from the origin when $r/a \gg 1$.

3. How much work is done in moving a small test charge from the point $(5, 0, 0)$ to $(-7, 0, 0)$ along the x-axis? Does the answer change if the path of the test charge between the same points is not along the x-axis?

Ans. (1) Zero at both the points

Charge $-q$ is located at $(0, 0, -a)$ and charge $+q$ is located at $(0, 0, a)$. Hence, they form a dipole. Point $(0, 0, z)$ is on the axis of this dipole and point $(x, y, 0)$ is normal to the axis of the dipole. Hence, electrostatic potential at point $(x, y, 0)$ is zero. Electrostatic potential at point $(0, 0, z)$ is given by,

$$\begin{aligned} V &= \frac{1}{4\pi \epsilon_0} \left(\frac{q}{z-a} \right) + \frac{1}{4\pi \epsilon_0} \left(\frac{-q}{z+a} \right) \\ &= \frac{q(z+a-z-a)}{4\pi \epsilon_0 (z^2 - a^2)} \\ &= \frac{2qa}{4\pi \epsilon_0 (z^2 - a^2)} \\ &= \frac{p}{4\pi \epsilon_0 (z^2 - a^2)} \end{aligned}$$

Where,

ϵ_0 = Permittivity of free space

p = Dipole moment of the system of two charges = $2qa$

2. Distance r is much greater than half of the distance between the two charges. Hence, the potential (V) at a distance r is inversely proportional to square of the distance

i.e., $4\alpha \frac{1}{r^2}$

3. Zero

The answer does not change if the path of the test is not along the x-axis.

A test charge is moved from point (5, 0, 0) to point (-7, 0, 0) along the x-axis. Electrostatic potential (V_1) at point (5, 0, 0) is given by,

$$\begin{aligned} V_1 &= \frac{-q}{4\pi \epsilon_0} \frac{1}{\sqrt{(5-0)^2 + (-a)^2}} + \frac{q}{4\pi \epsilon_0} \frac{1}{\sqrt{(5-0)^2 + a^2}} \\ &= \frac{-q}{4\pi \epsilon_0 \sqrt{25^2 + a^2}} + \frac{q}{4\pi \epsilon_0 \sqrt{25 + a^2}} \\ &= 0 \end{aligned}$$

Electrostatic potential, V_2 , at point (-7, 0, 0) is given by,

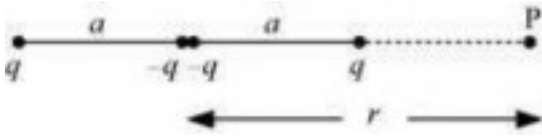
$$\begin{aligned} V_2 &= \frac{-q}{4\pi \epsilon_0} \frac{1}{\sqrt{(-7)^2 + (-a)^2}} + \frac{q}{4\pi \epsilon_0} \frac{1}{\sqrt{(-7)^2 + (a)^2}} \\ &= \frac{-q}{4\pi \epsilon_0 \sqrt{49 + a^2}} + \frac{q}{4\pi \epsilon_0} \frac{1}{\sqrt{49 + a^2}} \\ &= 0 \end{aligned}$$

Hence, no work is done in moving a small test charge from point (5, 0, 0) to point (-7, 0, 0) along the x-axis.

The answer does not change because work done by the electrostatic field in moving a test charge between the two points is independent of the path connecting the two points.

14. Figure 2.34 shows a charge array known as an electric quadrupole. For a point on the axis of the quadrupole, obtain the dependence of potential on r for $r/a \gg 1$, and contrast your results with that due to an electric dipole, and an electric monopole (i.e.,

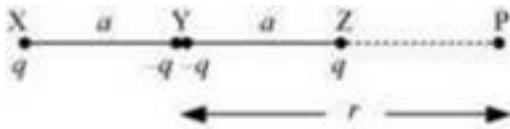
a single charge).



Ans. Four charges of same magnitude are placed at points X, Y, Y, and Z respectively, as shown in the following figure.

A point is located at P, which is r distance away from point Y. The system of charges forms an electric quadrupole.

It can be considered that the system of the electric quadrupole has three charges.



Charge $+q$ placed at point X

Charge $-2q$ placed at point Y

Charge $+q$ placed at point Z

$$XY = YZ = a$$

$$YP = r$$

$$PX = r + a$$

$$PZ = r - a$$

Electrostatic potential caused by the system of three charges at point P is given by,

$$\begin{aligned} V &= \frac{1}{4\pi\epsilon_0} \left[\frac{q}{XP} - \frac{2q}{YP} + \frac{q}{ZP} \right] \\ &= \frac{1}{4\pi\epsilon_0} \left[\frac{q}{r+a} - \frac{2q}{r} + \frac{q}{r-a} \right] \\ &= \frac{q}{4\pi\epsilon_0} \left[\frac{r(r-a) - 2(r+a)(r-a) + r(r+a)}{r(r+a)(r-a)} \right] \end{aligned}$$

$$= \frac{q}{4\pi \epsilon_0} \left[\frac{r^2 - ra - 2r^2 + 2a^2 + r^2 + ra}{r(r^2 - a^2)} \right]$$

$$= \frac{q}{4\pi \epsilon_0} \left[\frac{2a^2}{r(r^2 - a^2)} \right]$$

$$= \frac{2qa^2}{4\pi \epsilon_0 r^3 \left(1 - \frac{a^2}{r^2} \right)}$$

Since $\frac{r}{a} \gg 1$,

$$\therefore \frac{r}{a} \gg 1$$

$\frac{r^2}{a^2}$ is taken as negligible.

$$\therefore V = \frac{2qa^2}{4\pi \epsilon_0 r^3}$$

It can be inferred that potential, $V \propto \frac{1}{r^3}$

However, it is known that for a dipole, $V \propto \frac{1}{r^2}$

And, for a monopole, $V \propto \frac{1}{r}$

15. An electrical technician requires a capacitance of $2\mu\text{F}$ in a circuit across a potential difference of 1 kV. A large number of $1\text{ }2\mu\text{F}$ capacitors are available to him each of which can withstand a potential difference of not more than 400 V. Suggest a possible arrangement that requires the minimum number of capacitors.

Ans. Total required capacitance, $C = 2\mu\text{F}$ Potential difference, $V = 1\text{ kV} = 1000\text{ V}$

Capacitance of each capacitor, $C_1 = 1\mu F$

Each capacitor can withstand a potential difference, $V_1 = 400 \text{ V}$

$$\frac{1000}{400} = 2.5$$

Suppose a number of capacitors are connected in series and these series circuits are connected in parallel (row) to each other. The potential difference across each row must be 1000 V and potential difference across each capacitor must be 400 V. Hence, number of capacitors in each row is given as

Hence, there are three capacitors in each row. Capacitance of each row $= \frac{1}{1+1+1} = \frac{1}{3} \mu F$

$$\frac{1}{3} + \frac{1}{3} + \frac{1}{3} + \dots \dots n \text{ terms}$$

$$= \frac{n}{3}$$

However, capacitance of the circuit is given as $2 \mu F$.

$$\therefore \frac{n}{3} = 2$$

$$N=6$$

Let there are n rows, each having three capacitors, which are connected in parallel. Hence, equivalent capacitance of the circuit is given as

Hence, 6 rows of three capacitors are present in the circuit. A minimum of 6×3 i.e., 18 capacitors are required for the given arrangement.

16. Obtain the equivalent capacitance of the network in Fig. 2.35. For a 300 V supply, determine the charge and voltage across each capacitor.

Ans. Capacitance of capacitor C_1 is 100 pF.

Capacitance of capacitor C_2 is 200 pF.

Capacitance of capacitor C_3 is 200 pF.

Capacitance of capacitor C_4 is 100 pF.

Supply potential, $V = 300$ V

Capacitors C_2 and C_3 are connected in series. Let their equivalent capacitance be C^1

$$\therefore \frac{1}{C^1} = \frac{1}{200} + \frac{1}{200} = \frac{2}{200}$$

$$C^1 = 100 \text{ pF}$$

Capacitors C_1 and C' are in parallel. Let their equivalent capacitance be C^n

$$\therefore C^n = C^1 + C_1$$

$$= 100 + 100 = 200 \text{ pF}$$

C^n and C_4 are connected in series. Let their equivalent capacitance be C .

$$\therefore \frac{1}{C} = \frac{1}{C^n} + \frac{1}{C_4}$$

$$= \frac{1}{200} + \frac{1}{100} = \frac{2+1}{200}$$

$$C = \frac{200}{3} \text{ pF}$$

Hence, the equivalent capacitance of the circuit is $\frac{200}{3} \text{ pF}$ Potential difference across

$$C'' = V''$$

Potential difference across $C_4 = V_4$

$$\therefore V^2 + V_4 = V = 300 \text{ V}$$

Charge on C_1 is given by,

$$Q_4 = CV$$

$$= \frac{200}{3} \times 10^{-12} \times 300$$

$$= 2 \times 10^{-8} C$$

$$\therefore V_4 = \frac{Q_4}{C_4}$$

$$= \frac{2 \times 10^{-8}}{100 \times 10^{-12}} = 200V$$

\therefore voltage across C_1 is given by,

$$V_1 = V - V_4$$

$$= 300 - 200 = 100V$$

$$Q_1 = C_1 V_1$$

$$= 100 \times 10^{-12} \times 100$$

$$= 10^{-8}$$

Hence, potential difference, V_1 , across C_1 is 100 V. Charge on C_1 is given by,

C_2 and C_3 having same capacitances have a potential difference of 100 V together. Since

C_2 and C_3 are in series, the potential difference across C_2 and C_3 is given by,

$$V_2 = V_3 = 50 V$$

Therefore, charge on C_2 is given by,

$$Q_2 = C_2 V_2$$

$$= 200 \times 10^{-12} \times 50$$

$$= 10^{-8} C$$

And charge on C_3 is given by,

$$Q_3 = C_3 V_3$$

$$= 200 \times 10^{-12} \times 50$$

$$= 10^{-8} C$$

$$\frac{200}{3} \text{ pF with}$$

Hence, the equivalent capacitance of the given circuit is

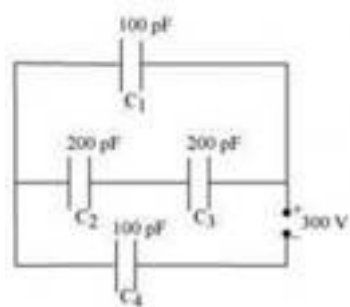
$$Q_1 = 10^{-8} C, V_1 = 100V$$

$$Q_2 = 10^{-8} C, V_2 = 50V$$

$$Q_3 = 10^{-8} C, V_3 = 50V$$

$$Q_4 = 2 \times 10^{-8} C, V_4 = 200V$$

17. The plates of a parallel plate capacitor have an area of 90 cm^2 each and are separated by 2.5 mm. The capacitor is charged by connecting it to a 400 V supply.



1. How much electrostatic energy is stored by the capacitor?
2. View this energy as stored in the electrostatic field between the plates, and obtain the

energy per unit volume u. Hence arrive at a relation between u and the magnitude of electric field E between the plates.

Ans. Area of the plates of a parallel plate capacitor, $A = 90 \text{ cm}^2 = 90 \times 10^{-4} \text{ m}^2$

Distance between the plates, $d = 2.5 \text{ mm} = 2.5 \times 10^{-3} \text{ m}$

Potential difference across the plates, $V = 400 \text{ V}$

1. Capacitance of the capacitor is given by the relation,

$$C = \frac{\epsilon_0 A}{d}$$

Electrostatic energy stored in the capacitor is given by the relation, $E_1 = \frac{1}{2} CV^2$

$$= \frac{1}{2} \frac{\epsilon_0 A}{d} V^2$$

Where,

ϵ_0 = Permittivity of free space = $8.85 \times 10^{-12} \text{ C}^2 \text{ N}^{-1} \text{ m}^{-2}$

$$\therefore E_1 = \frac{1 \times 8.85 \times 10^{-12} \times 90 \times 10^{-4} \times (400)^2}{2 \times 2.5 \times 10^{-3}}$$

$$= 2.55 \times 10^{-6} \text{ J}$$

Hence, the electrostatic energy stored by the capacitor is $2.55 \times 10^{-6} \text{ J}$

2. Volume of the given capacitor,

$$V^1 = A \times d$$

$$= 90 \times 10^{-4} \times 2.5 \times 10^{-3}$$

$$= 2.25 \times 10^{-4} \text{ m}^3$$

Energy stored in the capacitor per unit volume is given by,

$$u = \frac{E_1}{V^1}$$

$$= \frac{2.55 \times 10^{-6}}{2.25 \times 10^{-4}} = 0.113 \text{ Jm}^{-3}$$

Again, $u = \frac{E_1}{V^1}$

Where,

$$\frac{V}{d} = \text{Electric intensity} = E$$

$$\therefore u = \frac{1}{2} \epsilon_0 E^2$$

18. A $4 \mu\text{F}$ capacitor is charged by a 200 V supply. It is then disconnected from the supply, and is connected to another uncharged $2 \mu\text{F}$ capacitor. How much electrostatic energy of the first capacitor is lost in the form of heat and electromagnetic radiation?

Ans. Capacitance of a charged capacitor, $C_1 = 4 \mu\text{F} = 4 \times 10^{-6} \text{ F}$ Supply voltage, $V_1 = 200 \text{ V}$
 Electrostatic energy stored in C_1 is given by,

$$E_1 = \frac{1}{2} C_1 V_1^2$$

$$= \frac{1}{2} \times 4 \times 10^{-6} \times (200)^2$$

$$= 8 \times 10^{-2} \text{ J}$$

$$C_2 = 2 \mu\text{F} = 2 \times 10^{-6} \text{ F}$$

Capacitance of an uncharged capacitor,

When C_2 is connected to the circuit, the potential acquired by it is V_2 .

$$\therefore V_2(C_1 + C_2) = C_1 V_1$$

$$V_2 \times (4 + 2) \times 10^{-6} = 4 \times 10^{-6} \times 200$$

$$V_2 = \frac{400}{3} V$$

According to the conservation of charge, initial charge on capacitor C_1 is equal to the final charge on capacitors, C_1 and C_2 .

Electrostatic energy for the combination of two capacitors is given by,

$$E_2 = \frac{1}{2}(C_1 + C_2)V_2^2$$

$$= \frac{1}{2}(2 + 4) \times 10^{-6} \times \left(\frac{400}{3}\right)^2$$

$$= 5.33 \times 10^{-2} J$$

Hence, amount of electrostatic energy lost by capacitor C_1

19. Show that the force on each plate of a parallel plate capacitor has a magnitude equal to $\left(\frac{1}{2}\right) QE$, where Q is the charge on the capacitor, and E is the magnitude of electric field between the plates. Explain the origin of the factor $\frac{1}{2}$.

Ans. Let F be the force applied to separate the plates of a parallel plate capacitor by a distance of Δx . Hence, work done by the force to do so = $F \Delta x$

As a result, the potential energy of the capacitor increases by an amount given as $u A \Delta x$.

Where,

u = Energy density

A = Area of each plate

d = Distance between the plates

V = Potential difference across the plates

The work done will be equal to the increase in the potential energy i.e.,

$$F \Delta x = U \Delta x$$

$$F = uA = \left(\frac{1}{2} \epsilon_0 E^2 \right) A$$

Electric intensity is given by,

$$E = \frac{V}{d}$$

$$\therefore F = \frac{1}{2} \epsilon_0 \left(\frac{V}{d} \right) EA = \frac{1}{2} \left(\epsilon_0 A \frac{V}{d} \right) E$$

However, capacitance, $C = \frac{\epsilon_0 A}{d}$

$$\therefore F = \frac{1}{2} (CV) E$$

Charge on the capacitor is given by,

$$Q = CV$$

$$\therefore F = \frac{1}{2} QE$$

The physical origin of the factor, $\frac{1}{2}$, in the force formula lies in the fact that just outside the conductor, field is E and inside it is zero. Hence, it is the average value, $\frac{E}{2}$, of the field that contributes to the force.

20. A spherical capacitor has an inner sphere of radius 12 cm and an outer sphere of radius 13 cm. The outer sphere is earthed and the inner sphere is given a charge of $2.5 \mu\text{C}$. The space between the concentric spheres is filled with a liquid of dielectric constant 32.

1. Determine the capacitance of the capacitor.
2. What is the potential of the inner sphere?
3. Compare the capacitance of this capacitor with that of an isolated sphere of radius 12 cm. Explain why the latter is much smaller.

Ans. Radius of the inner sphere, $r_2 = 12 \text{ cm} = 0.12 \text{ m}$ Radius of the outer sphere, $r_1 = 13 \text{ cm} = 0.13 \text{ m}$ Charge on the inner sphere, $q = 2.5 \mu\text{C} = 2.5 \times 10^{-6}$

Dielectric constant of a liquid, $\epsilon_r = 32$

(a) Capacitance of the capacitor is given by the relation,

$$C = \frac{4\pi\epsilon_0 r_1 r_2}{r_1 - r_2}$$

Where,

ϵ_0 = Permittivity of free space = $8.85 \times 10^{-12} \text{ C}^2 \text{ N}^{-1} \text{ m}^{-2}$

$$V = \frac{1}{4\pi\epsilon_0} 9 \times 10^9 \text{ Nm}^2 \text{ C}^{-2}$$

$$\therefore C = \frac{32 \times 0.12 \times 0.13}{9 \times 10^9 \times (0.13 - 0.12)}$$

$$\approx 5.5 \times 10^{-9} \text{ F}$$

Hence, the capacitance of the capacitor is approximately.

1. Potential of the inner sphere is given by,

$$V = \frac{q}{C}$$

$$= \frac{2.5 \times 10^{-6}}{5.5 \times 10^{-9}} = 4.5 \times 10^2 V$$

Hence, the potential of the inner sphere is $4.5 \times 10^2 V$.

2. Radius of an isolated sphere, $r = 12 \times 10^{-2} m$

3. Capacitance of the sphere is given by the relation,

$$C = 4\pi \epsilon_0 r$$

$$= 4\pi \times 8.85 \times 10^{-12} \times 12 \times 10^{-2}$$

$$= 1.33 \times 10^{-11} F$$

The capacitance of the isolated sphere is less in comparison to the concentric spheres. This is because the outer sphere of the concentric spheres is earthed. Hence, the potential difference is less and the capacitance is more than the isolated sphere.

21. Answer carefully:

1. Two large conducting spheres carrying charges Q_1 and Q_2 are brought close to each other. Is the magnitude of electrostatic force between them exactly given by $Q_1 Q_2 / 4\pi\epsilon_0 r^2$, where r is the distance between their centres?

2. If Coulomb's law involved $1/r^3$ dependence (instead of $1/r^2$), would Gauss's law be still true?

3. A small test charge is released at rest at a point in an electrostatic field configuration. Will it travel along the field line passing through that point?

4. What is the work done by the field of a nucleus in a complete circular orbit of the electron? What if the orbit is elliptical?

1. We know that electric field is discontinuous across the surface of a charged conductor. Is electric potential also discontinuous there?
2. What meaning would you give to the capacitance of a single conductor?
3. Guess a possible reason why water has a much greater dielectric constant (= 80) than say, mica (= 6).

Ans. 1. The force between two conducting spheres is not exactly given by the expression $Q_1 Q_2 / 4\pi\epsilon_0 r^2$, because there is a non-uniform charge distribution on the spheres.

2. Gauss's law will not be true, if Coulomb's law involved $1/r^3$ dependence, instead of $1/r^2$, on r .

3. Yes, If a small test charge is released at rest at a point in an electrostatic field configuration, then it will travel along the field lines passing through the point, only if the field lines are straight. This is because the field lines give the direction of acceleration and not of velocity.

1. Whenever the electron completes an orbit, either circular or elliptical, the work done by the field of a nucleus is zero.

2. No Electric field is discontinuous across the surface of a charged conductor. However, electric potential is continuous.

1. The capacitance of a single conductor is considered as a parallel plate capacitor with one of its two plates at infinity.

2. Water has an unsymmetrical space as compared to mica. Since it has a permanent dipole moment, it has a greater dielectric constant than mica.

22. Answer the following:

1. The top of the atmosphere is at about 400 kV with respect to the surface of the earth, corresponding to an electric field that decreases with altitude. Near the surface of the earth, the field is about 100 V m^{-1} . Why then do we not get an electric shock as we step out of our house into the open? (Assume the house to be a steel cage so there is no field inside!)

2. A man fixes outside his house one evening a two metre high insulating slab carrying on its top a large aluminium sheet of area 1 m^2 . Will he get an electric shock if he touches the metal sheet next morning?

3. The discharging current in the atmosphere due to the small conductivity of air is known to be 1800 A on an average over the globe. Why then does the atmosphere not discharge itself completely in due course and become electrically neutral? In other words, what keeps the atmosphere charged?

4. What are the forms of energy into which the electrical energy of the atmosphere is dissipated during a lightning? (Hint: The earth has an electric field of about 100 Vm^{-1} at its surface in the downward direction, corresponding to a surface charge density = -10^{-9} C m^{-2} . Due to the slight conductivity of the atmosphere up to about 50 km (beyond which it is good conductor), about + 1800 C is pumped every second into the earth as a

whole. The earth, however, does not get discharged since thunderstorms and lightning occurring continually all over the globe pump an equal amount of negative charge on the earth.)

Ans. We do not get an electric shock as we step out of our house because the original equipotential surfaces of open air changes, keeping our body and the ground at the same potential.

1. Yes, the man will get an electric shock if he touches the metal slab next morning. The steady discharging current in the atmosphere charges up the aluminum sheet. As a result, its voltage rises gradually. The raise in the voltage depends on the capacitance of the capacitor formed by the aluminium slab and the ground.

2. The occurrence of thunderstorms and lightning charges the atmosphere continuously. Hence, even with the presence of discharging current of 1800 A, the atmosphere is not discharged completely. The two opposing currents are in equilibrium and the atmosphere remains electrically neutral.

3. During lightning and thunderstorm, light energy, heat energy, and sound energy are dissipated in the atmosphere.