

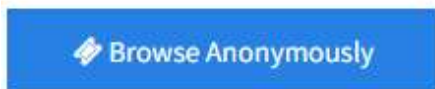
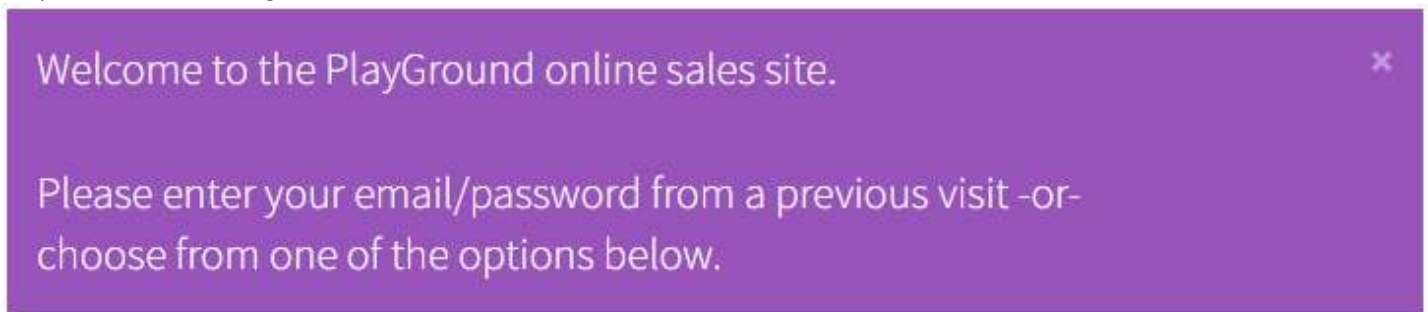
How to watch the Living Large Livestream

The first thing you must do is get your Login and Password for your account. Your login is your email. Now you'll have to get a password.

Step 1 – Click the link below (you can also copy and paste this url into your browser). If you already have your Login and Password, then click the link below and skip to Step – 7.

<https://tickets.playground-sf.org/TheatreManager/1/login>

Step 2 – click the orange FORGOT MY PASSWORD button



If you wish to browse for tickets without logging in yet.



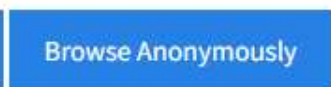
Reset your password



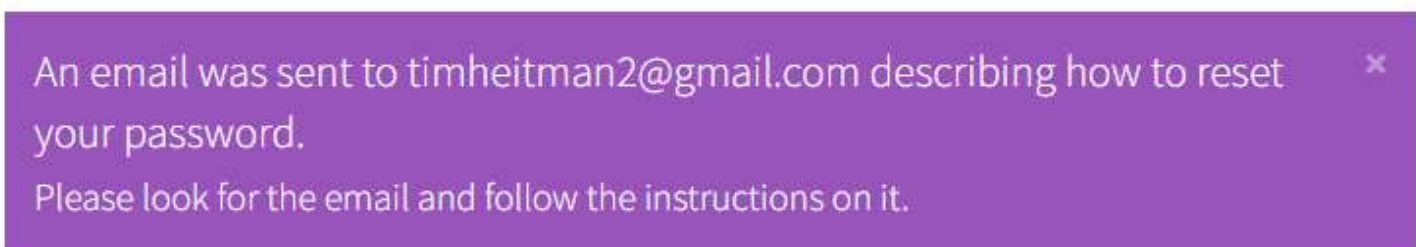
Create new account

Step 3 - Enter your email and click the green RESET PW AND EMAIL INSTRUCTIONS

Email



You'll then see this message so go and check your email. The message should come within seconds. If you don't see it, check your spam or Junk folders.



Request to Reset Account Password

Tim Heitman

✕ You requested a reset for your password for timxxxxx@xxx.co on [PlayGround](#) web services.

Your existing password has been reset.

- You have 48 hours to change your password from the time you first issued your request.
- If you do not change your password within that [time period](#), you will need to request another password reset
- Each time you request a password [reset](#), a new email is sent which invalidates all prior emails.

[Connect and enter a new password](#)

Step – 5 Enter a password twice. Note the instructions on what the password needs to contain. Keep that password, you'll need it later. Click SAVE NEW PASSWORD.

Password Change

Your password must be changed before logon can proceed. ✕

Your password provides access to our web services. Please keep it confidential. ✕

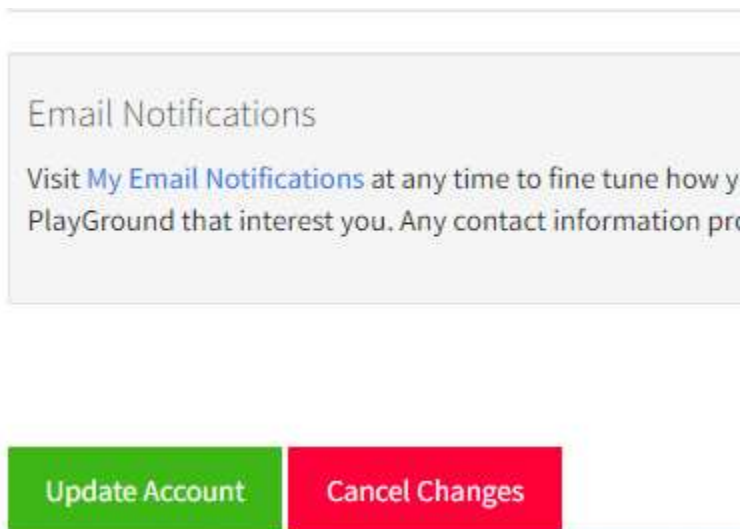
The password:

- must be between 7 characters and 20 characters -and-
- should use a combination of numbers, upper/lower case letters, special characters -and-
- should be different from previous passwords for this system -and-
- should be different from any passwords you use on other web sites (for your own safety)

New Password (strength: strong - 97)

New Password (again)

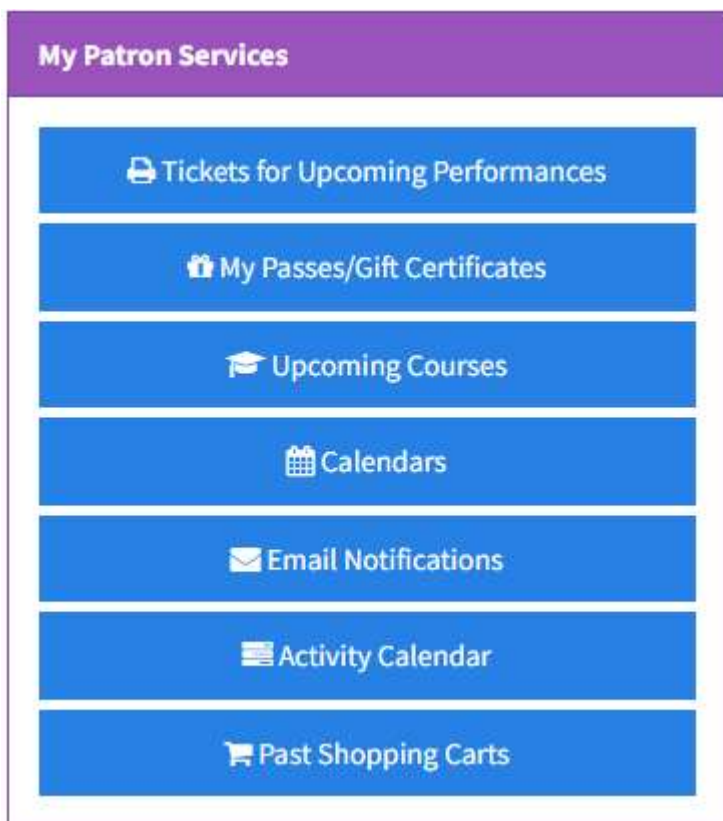
Step – 6 Scroll to the bottom of the page and click on UPDATE ACCOUNT



Step – 7 Look to the navigation banner at the top of the page and click on Home




Step – 8 Click on TICKETS FOR UPCOMING PERFORMANCES



Step - 9 Find your performance and click on the Blue WATCH button. You'll see a countdown to curtain.

Society Theatricals presents **LIVING LARGE** Friday

 Watch



General Admission

[Buy](#)

Venue

Live Stream

via Vimeo Live
