




INSTRUCTIONS:





Print pots on pages 1 and 2
on regular printer paper.
Cut out, cover front and
back with contact paper.
Cut out.





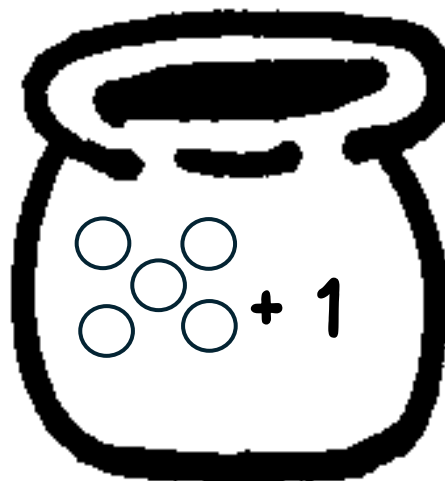


INSTRUCTIONS:


Print pots on pages 3 and 4 on full-page labels. Cut out, stick to the inside of a file folder. (Optional) Cover folder with contact paper.





"Pots of
Pennies"
-Adding-





People would drop coins into the pot of the blind man as they walked by. Count the coins in each pot and then figure out how many it would be if more were added. Match the pot with the new amount.

