INSTRUCTIONS:

Print animal parts on pages 1 and 2 on regular printer paper. Cut out, cover front and back with contact paper. Cut out.





INSTRUCTIONS:
Print animal parts on pages 3 and 4 on full-page labels. Cut out, stick to the inside of a file folder. (Optional) Cover folder with contact paper.



"Heads and Tails"

-Animals-



Adam was the first man ever created and God gave him a very important job. His job was to name and take care of all the animals. Look carefully at the pictures and match the animal tops with the animal bottoms.