


☐


I'm not robot


reCAPTCHA

I am not robot!

Example of closing statement in debate

When it comes to mock trials or debates in class, even good arguments can fall flat without a strong closing statement. Closing statements wrap up a trial's or debate's argument by making connections between the evidence and the claim or the verdict the lawyer wants the jury to reach. How to Write a Good Closing Statement To write a closing argument, look back at your opening statement. In a trial, an opening statement is a lawyer's first chance to outline the facts of a case. Good opening statements are limited to just the introductory facts and should not attempt to sway the jury or audience with persuasive language. Instead, good opening statements outline what is to come in the rest of the trial and tell the jury what to expect. If you have already written good opening statements, odds are, you already have an effective closing argument outline. Review your opening statement and compare it with the facts and evidence introduced during the case. While good closing statements simply outline what is to come in a mock trial, the best closing statements take those ideas a step further by explaining how they support the case. Use succinct language to clearly lay out how each piece of evidence backs up your main point. In planning, it may help to use if-then statements to establish causality in your reasoning. To help you in composing the most effective end to your speech, utilize a closing argument outline like the one below. Closing Argument Outline Restate your claim: What is the main idea of your argument? Remind your audience of the evidence. Explain how each piece of evidence justifies your claim. How does the evidence show that your argument is true? How does all of the evidence fit together to explain the puzzle of the case? Finally, address why the jurors, judge or audience members should find the case in your favor. Try to sum up your reasoning in one short, well-formed sentence. Closing Argument Example Restate your claim: What is the main idea of your argument? In conclusion, it is clear that the butler murdered the maid, because he left a trail of evidence from the kitchen into the study. Remind your audience of the evidence. Explain how each piece of evidence justifies your claim. How does the evidence show that your argument is true? Investigators found numerous muddy footprints leading into the study. All of these footprints were identical in pattern to the butler's favorite loafers. These loafers are uncommon because they must be made special in Italy for the butler's size 16 feet. How does all of the evidence fit together to explain the puzzle of the case? Given the muddy trail left by the butler and the argument between the butler and the maid that could be heard throughout the house, it is clear the butler did it. Finally, address why the jurors, judge or audience members should find the case in your favor.



In a trial, an opening statement is a lawyer's first chance to outline the facts of a case.

Informative Speech (Process)

General Purpose: To inform my audience about a process.

Specific Purpose: To inform my audience about the process of succeeding in higher education.

Thesis Statement: Motivation, setting goals, and learning and using skill sets are three essential elements for succeeding in college.

Introduction

I. **Attention Getter:** Do you want to make more money?

A. Do you want to have a more secure career?

B. How about a second home?

C. What about being able to afford to take a vacation?

II. **Thesis Statement/Introduce Topic:** A college degree will enable you to make these things happen, and in order to succeed in college you need to know how a degree will help you.

III. **Preview:** Motivation is the first component of attaining a college degree.

A. Even with the proper motivation, however, you still need to set goals to help you get where you wish to be.

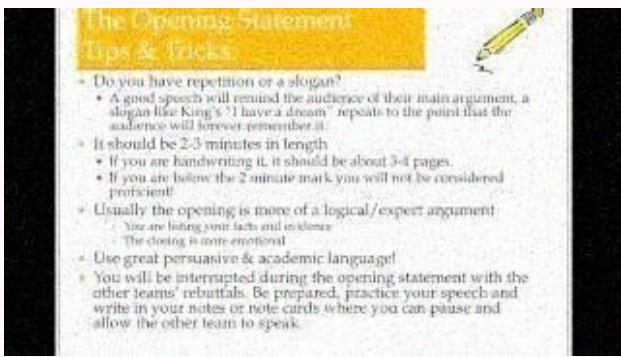
B. Finally, you need the right skill sets to achieve in college, because after all, "it ain't high school."

[Transition: With all those things in mind, let's first look at the basic value of a college degree.]

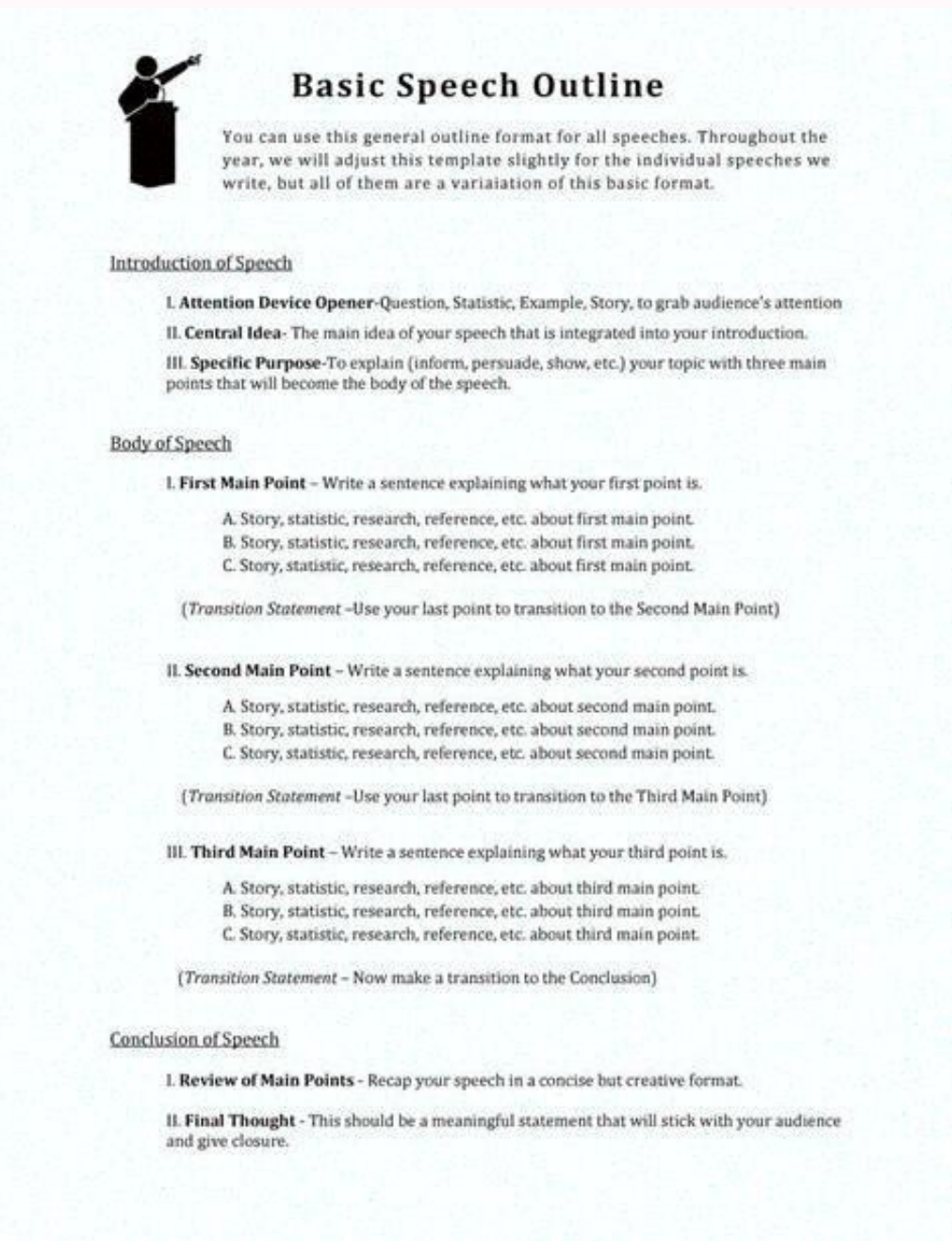
I. **Main Point:** It is important to know that a college degree can provide you with many advantages, most notable in employment and earning potential.

A. **Sub-point:** According to the Associated Press, during the 2008 recession those with a college degree lost their jobs at half the rate of those without a degree.


In planning, it may help to use if-then statements to establish causality in your reasoning. To help you in composing the most effective end to your speech, utilize a closing argument outline like the one below. Closing Argument Outline Restate your claim: What is the main idea of your argument? Remind your audience of the evidence. Explain how each piece of evidence justifies your claim. How does the evidence show that your argument is true? How does all of the evidence fit together to explain the puzzle of the case? Finally, address why the jurors, judge or audience members should find the case in your favor.



While good closing statements simply outline what is to come in a mock trial, the best closing statements take those ideas a step further by explaining how they support the case. Use succinct language to clearly lay out how each piece of evidence backs up your main point. In planning, it may help to use if-then statements to establish causality in your reasoning. To help you in composing the most effective end to your speech, utilize a closing argument outline like the one below.



In a trial, an opening statement is a lawyer's first chance to outline the facts of a case. Good opening statements are limited to just the introductory facts and should not attempt to sway the jury or audience with persuasive language. Instead, good opening statements outline what is to come in the rest of the trial and tell the jury what to expect. If you have already written good opening statements, odds are, you already have an effective closing argument outline. Review your opening statement and compare it with the facts and evidence introduced during the case. While good closing statements simply outline what is to come in a mock trial, the best closing statements take those ideas a step further by explaining how they support the case. Use succinct language to clearly lay out how each piece of evidence backs up your main point. In planning, it may help to use if-then statements to establish causality in your reasoning. To help you in composing the most effective end to your speech, utilize a closing argument outline like the one below.



If you have already written good opening statements, odds are, you already have an effective closing argument outline. Review your opening statement and compare it with the facts and evidence introduced during the case. While good closing statements simply outline what is to come in a mock trial, the best closing statements take those ideas a step further by explaining how they support the case. Use succinct language to clearly lay out how each piece of evidence backs up your main point. In planning, it may help to use if-then statements to establish causality in your reasoning. To help you in composing the most effective end to your speech, utilize a closing argument outline like the one below. Closing Argument Outline Restate your claim: What is the main idea of your argument? Remind your audience of the evidence. Explain how each piece of evidence justifies your claim. How does the evidence show that your argument is true? How does all of the evidence fit together to explain the puzzle of the case? Finally, address why the jurors, judge or audience members should find the case in your favor. Try to sum up your reasoning in one short, well-formed sentence. Closing Argument Example Restate your claim: What is the main idea of your argument? In conclusion, it is clear that the butler murdered the maid, because he left a trail of evidence from the kitchen into the study. Remind your audience of the evidence. Explain how each piece of evidence justifies your claim. How does the evidence show that your argument is true? Investigators found numerous muddy footprints leading into the study. All of these footprints were identical in pattern to the butler's favorite loafers. These loafers are uncommon because they must

be made special in Italy for the butler's size 16 feet. How does all of the evidence fit together to explain the puzzle of the case? Given the muddy trail left by the butler and the argument between the butler and the maid that could be heard throughout the house, it is clear the butler did it. Finally, address why the jurors, judge or audience members should find the case in your favor. Try to sum up your reasoning in one short, well-formed sentence. Ladies and gentlemen of the jury, due to the preponderance of evidence, I ask you to find in favor of the butler's guilt. How to end a debate on a good note has a way of adding relevance to your debate presentation. Learn how to end a debate greeting and how to start Starting or ending a debate is equally important. They introduce the audience to the argument topic and give them a closure respectively with the hope of having convince them to subscribe to one's arguments.Below are some of the relevant elements that would give a short overview knowledge on how to end a debate.Reiterate the most important pointsClose your arguments naturallyProvide your judges something to remember about your debateMake final statements about your caseUse a quotation to wrap up the final argumentHave a look at the example to explore the sample conclusions of a debate.Also Read: How to start a debate against the motionIn such light, let us consider some of the examples on how to end a debate.Below are some of the simple, relatable examples on how to end a debate in a better format."Ladies and gentlemen, we have talked about the effect of the government policies regarding the maintenance of roads. Through these reasons we propose, it is clear that the rough management of roads should be penalised""I agree that we need to make sure that animals that are used for testing new products have a minimum of suffering. However, I am convinced that animal testing is necessary and that it will continue to benefit humans in new and wonderful ways."Also Read: How to start a debate greetings"In conclusion, there's a clear difference between an act of God and an act of man. The ability to accurately discern this by our intuition could as well guide the humane judgement of our environment.""I think this is not an either/or question. Both men and women have strengths and skills that are important for children's psychological growth. We need to ensure that both parents play an important role in the family in order to give children a good start in life."Example 5:Finally, I feel that we cannot generalize about children or adults being better learners. It depends on the situation and the motivation of the person, and the level of enthusiasm he or she has for learning.Example 6:"In summary, our society would be healthier if more people took part in sports of all kinds. We should continue to try to prevent accidents and injuries. However, we should also ensure that sports are challenging, exciting, and, above all, fun"In conclusion, the essence of ending a debate in a good way is to conclude your whole arguments and drive the minds of the audience to your previous points mentioned. Also, the examples on how to end a debate are only to serve as guides. You can easily follow them, as guides to drafting your own..