



CERTIFIED RADON REPORT

Test Number: _____

Property Inspected:

Licensed Radalink Radon Inspector:
Fidelity Home Inspections of Maryland LLC
Timothy Alderson
5210 White Flint Drive
Kinsington, MD 20895
Phone: 240-305-1984
Fax:

Test performed for: _____

Calibrated: 04/05/2017 - 04/05/2018	Placed By: Timothy Alderson (+)	Temp. Pressure R.H.
Test Started: 8:55 AM	Retrieved By: Timothy Alderson (+)	Min: 68.0 30.3 30
Test Ended: 9:06 AM	Test Site: Finished Basement	Avg: 68.4 30.4 33
	Test Duration: 48 hours	Max: 71.0 30.6 34

(+)State license or certification number unavailable

AVERAGE RADON CONCENTRATION: 5.3 pCi/l

Test has met minimum EPA sampling duration.

Uncertainty: ± 1.32%

Time	12/19/2017		12/20/2017		12/21/2017	
	pCi/l	Flags	pCi/l	Flags	pCi/l	Flags
00:55 am			7.6		4.4	
01:55			7.0		4.3	
02:55			7.5		3.7	
03:55			7.0		4.3	
04:55			5.3		4.2	
05:55			6.0		3.8	
06:55			7.5		3.7	
07:55			6.2		2.2	
08:55			3.4		2.0	
09:55	4.5		3.9			
10:55	5.0		4.8			
11:55	5.2		4.3			
12:55 pm	6.6		3.8			
01:55	5.0		4.9			
02:55	10.3		4.3			
03:55	7.1		4.2			
04:55	6.7		3.9			
05:55	7.9		3.7			
06:55	9.0		4.2			
07:55	8.0		4.6			
08:55	8.4		3.3			
09:55	8.2		3.2			
10:55	6.1		3.9			
11:55	6.3		4.8			

Flags: P= AC Power Disruption; T=Tilt
Eq. = Equilization Period

While every effort was made to maintain optimum quality control and EPA Protocol during the testing period, neither Radalink, Inc. or its licensed agents provide any warranty, expressed or implied, for the consequences of erroneous test results. There can be some uncertainty with any measurement due to statistical variations, extreme weather changes, operation of the building, and other factors, Radalink, Inc. and its licensed operators shall not be liable under any charge or claim for losses, claims, charges, fees, demands, expenses, or damages resulting from a radon test. This report is subject to the terms on the last page of the document.

ENVIRONMENTAL DATA

MONITOR-TEST NUMBER:

Property Inspected:

Time	12/19/2017			12/20/2017			12/21/2017		
	Temp	InHg	RH	Temp	InHg	RH	Temp	InHg	RH
00:55 am				68.0	30.3	33	68.0	30.5	30
01:55				68.0	30.3	33	68.0	30.5	30
02:55				68.0	30.3	33	68.0	30.5	30
03:55				68.0	30.3	33	68.0	30.5	30
04:55				68.0	30.3	33	68.0	30.5	30
05:55				68.0	30.4	33	68.0	30.5	30
06:55				68.0	30.4	33	68.0	30.5	30
07:55				68.0	30.4	33	68.0	30.6	30
08:55				68.0	30.4	33	68.0	30.6	30
09:55	71.0	30.5	34	68.0	30.4	33			
10:55	71.0	30.4	34	68.0	30.4	34			
11:55	69.0	30.4	34	68.0	30.4	34			
12:55 pm	69.0	30.3	33	68.0	30.4	34			
01:55	69.0	30.3	33	68.0	30.4	34			
02:55	69.0	30.3	33	68.0	30.4	34			
03:55	69.0	30.3	33	68.0	30.4	34			
04:55	69.0	30.3	33	69.0	30.4	34			
05:55	69.0	30.3	33	69.0	30.4	34			
06:55	69.0	30.3	33	69.0	30.4	34			
07:55	69.0	30.3	33	69.0	30.5	34			
08:55	69.0	30.3	33	69.0	30.5	34			
09:55	69.0	30.3	33	69.0	30.5	34			
10:55	69.0	30.3	33	68.0	30.5	34			
11:55	68.0	30.3	33	68.0	30.5	34			

AVERAGE RADON CONCENTRATION:

5.3 pCi/l



Reviewed and certified by

Terry Howell

Terry Howell, Quality Assurance Mgr.
Radalink, Inc. NRPP 135791T

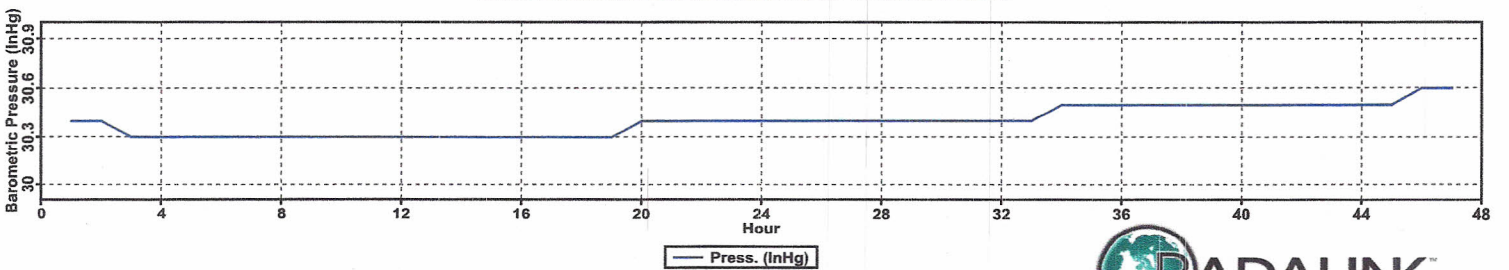
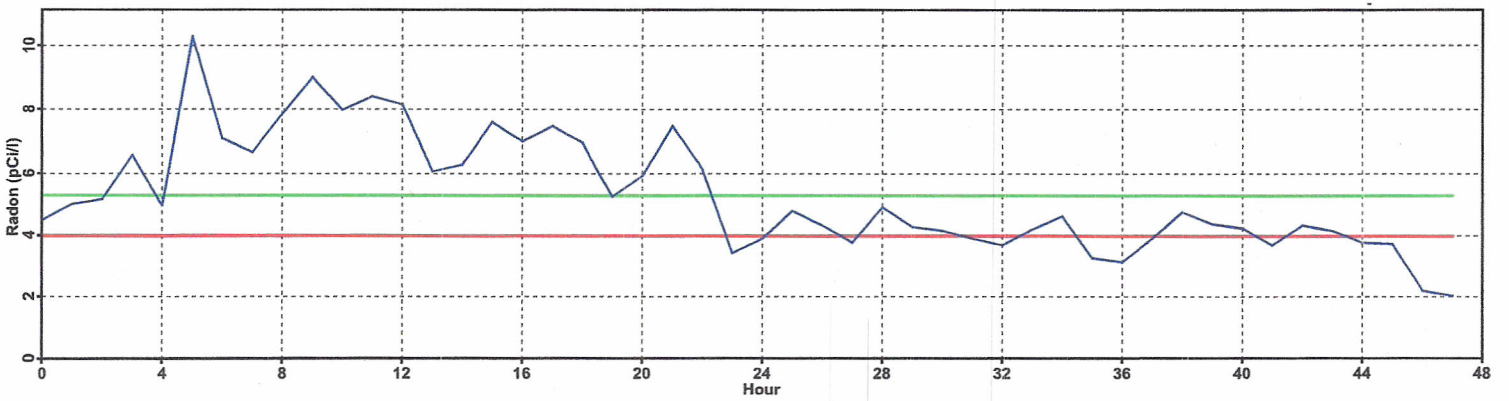
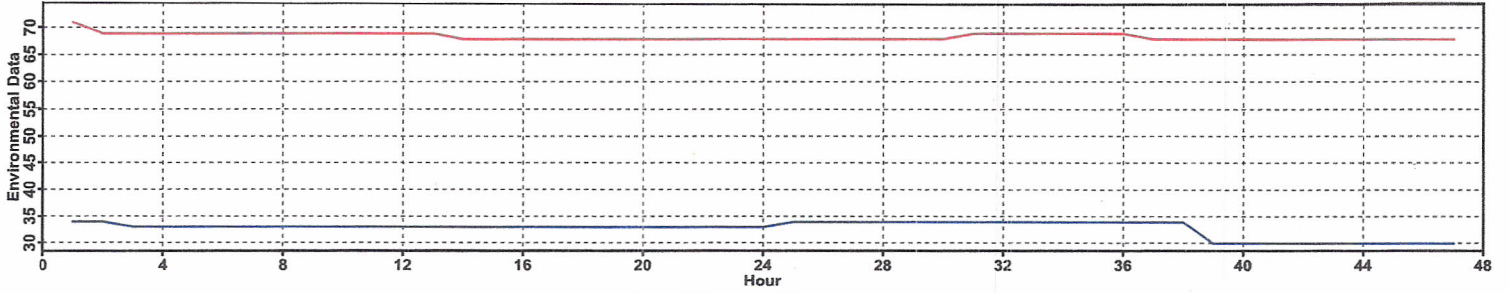
	Minimum	Average	Maximum	Variance
Temperature:	68.0	68.4	71.0	0.38
Barometric Pressure:	30.3	30.4	30.6	0.01
Relative Humidity:	30	33	34	2.01

NOTE: The first hour's environmental data is excluded from the table above.

Radalink, Inc. 5599 Peachtree Road Atlanta, GA 30341 Phone: (800)295-4655

GRAPHICAL DATA VIEW

MONITOR-TEST NUMBER: _____



Property Inspected: _____
AVERAGE RADON CONCENTRATION: 5.3 pCi/l