

'OUR BOLD SCHEME FEELS CALMING'

An Art Deco-inspired palette has injected life back into Carly Fee's ex-student bathroom

Feature **JANE CRITTENDEN** Styling **MARISHA TAYLOR**
Photography **JAMES FRENCH**

WHAT WAS THE BATHROOM LIKE BEFORE?


We started out renting our four-bedroom maisonette from my dad's partner, but as it had previously been a student rental, all the rooms were pretty rundown. The bathroom was a battleship grey, like a prison, but we were allowed to paint it, so as I love colour and my mum's bathroom was green, which I'd really liked growing up, I got some paint samples and decorated in a similar shade.

HOW DID THE RENOVATION COME ABOUT?

A couple of years later, we jumped at the chance to buy the property, gradually doing up all the rooms, with the bathroom last as it was the biggest to tackle. Our maisonette is on the top two floors of a Victorian property, and as I've always liked the monochrome look of traditional bathrooms, I wanted a statement black-and-white floor. I still loved the green walls, however, so decided to go for tiles in the same shade. I got loads of samples and had nearly given up finding the right one when a metro tile in a lovely aqua colour arrived. I was so chuffed; it was just what I was looking for and set the tone for the whole scheme.

WHAT PROMPTED YOU TO ADD PINK TO THE SCHEME?

As the project progressed, I could feel myself wanting to add more colour, and after I saw a bubble pink ceiling in a café I couldn't resist—though I didn't go quite that far! Instead, I found a milkshake pink shade →



BEFORE

THE PROJECT DETAILS

MEET THE OWNERS

Carly Fee, a funeral celebrant, lives here with her husband Simon, a counsellor

MAKEOVER BRIEF

To update and revamp the existing bathroom on a limited budget with an statement colour scheme

PROJECT COSTS

Bath **£275** Shower **£499**
Basin **£150** Taps **£170**
Toilet **£200** Tiles **£420**
Radiator **£260**

TOTAL SPEND

£1,974

DECO STYLING

Painting the bath panel and side table to introduce a bright accent colour, Carly's new two-tone scheme centres around the green metro tiles, which create the feel of a 1920s swimming pool

“

This has become such a relaxing space; the light from my scented candles reflects off the green tiles and looks so pretty

”

STATEMENT FLOORING →

Monochrome makes a great foundation for bold colours, allowing for an eye-catching pattern that doesn't clash. This sheet vinyl flooring can also be taken up for easy access beneath the floorboards

and realised painting the bath panel and small table would add warmth to the room. It goes so well with the green, and together they have an Art Deco look about them.

WERE THERE ANY PROBLEMS DURING THE REFURB?

We used our builder friend, Andy Peace, and he did an immaculate job in just a couple of weeks. But after running a bubble bath on the first evening of using the new space, when I lowered myself into the tub the bottom of it felt like sandpaper. We discovered a manufacturing fault, which meant the anti-slip coating was too rough



on the enamel surface, so had to wait for a replacement acrylic bath, which the store paid for to be re-fitted.

HOW DID YOU MANAGE THE PROJECT ON A SMALL BUDGET?

I think investing in one feature item really elevates the look and quality of the rest of the room. I was prepared to invest in my green tiles because they make the biggest impact, but I was also lucky as they were actually very reasonably priced. All the plant pots in the space are from charity shops and the porcelain shelves were an Ebay find. The sheet vinyl flooring was also →

**BASIN TAPS
PRICE PATROL**



£59.99

GOOD CHOICE

Orchard Dulwich basin mixer tap, Victoriaplum.com

£255




LUXURY TOUCH


Belgravia Crosshead basin monobloc, Crosswater

GH MAKEOVER BATHROOM



 **BUDGET SAVVY** Saving money by keeping the existing shower tray, which was in good working order, meant being able to buy a good-quality shower surround and door. The new toilet was a spare from Carly's in-laws' bathroom set



 **FINISHING TOUCHES** Carly has accessorised to match the paintwork, including plain pink towels and a matching macramé plant hanger, which dresses an empty corner and adds texture to the room

a good decision. I really like the bold pattern and it looks as convincing as tiles, but is much less expensive and softer underfoot.

HOW DO YOU FEEL NOW YOUR BATHROOM IS ALL FINISHED?

I love relaxing in the tub with some scented candles – the light reflects off the green tiles and looks so pretty. This has become such a calming place to spend time in and is definitely my favourite room in the house. 🍷

SHOPPING LIST

Forenza **bath**, £275, Wickes. Turin **shower enclosure**, £279.95; for a similar **basin**, try the Burlington Victorian, £149.95; for a similar **toilet**, try the Burlington closed coupled design, £199.95; Olympia Art Deco basin mixer **taps**, £49.95; bath shower mixer **tap** and **shower kit**, £119.95, all Victorianplumbing.co.uk. Triton Kito chrome **electric shower**, £219, Amazon. For similar green **tiles**, try the Vives premium metro brick gloss in Mint Green, £29.50 per sqm, Tiles Direct. For similar white **tiles**, try the Marvel satin white, £11.95 per sqm, Walls and Floors. Lucy cane **nightstand**, £69, Dunelm, painted in Mum's the Word kitchen & bathroom **paint**, £28 per 2.5ltrs, Valspar at B&Q. For a similar **radiator**, try the Savoy traditional, £259.95, Victorianplumbing.co.uk. For similar **flooring**, try the Geometric Cairo 01 vinyl, £11.99 per sqm, Best4Flooring. For a similar wall-mounted **tea light holder**, try the Fani, £35, La Redoute. 'Bottoms Up' elephants **print**, £22.50, The Trumpet Shop. For a similar leopard-print **towel**, try M&S. For a similar pink **towel**, try Matalan. For a similar macramé **plant hanger**, try FrankieAndFlea on Etsy