


Summit Gem - February 2022 Newsletter



Website: www.SummitLapidaryClub.com
244 Chestnut Blvd., Cuyahoga Falls, Ohio 44221
Phone: (330) 929-3798

2022 Board Members:

President – Gene Willis
Vice-President – Guy Kotch
Treasurer – Laura Thomas
Secretary – Kathi Hampton
Membership Chair – Cathy Milhoan

Newsletter Editor – Mary Myers slcnewsletter2019@gmail.com

244 Chestnut Blvd, Cuyahoga Falls, OH 44221

Trustees – Tom McLaughlin (exp 2022), David Rich (exp 2023), Bob Spore (exp 2024)
Immediate Past President and 2022 Gemboree Chair – Becky Kosco

Mission Statement

To afford the opportunity to share interest in lapidary knowledge and working techniques

February 8th, 2022 Monthly Meeting
(the SECOND Tuesday of the month!)

will be held in person and online

at 7:00 PM at the Polish American Club

The Polish American Club (PAC) is located at 472 Glenwood Ave, Akron 44310. The invitations to the Zoom meeting are sent to those who have provided their email addresses.



Here is the 2022 ZOOM LINK for the 2nd Tuesday of each Month for the Members' Meetings.

Summit Lapidary Club is inviting you to a scheduled Zoom meeting. Topic: Summit Lapidary Club: Member's Meeting (Rekurs Monthly, 2022)
Time: Feb. 8th, 2022 07:00 PM Eastern Time (US and Canada) Every month on the Second Tue, until Dec 13, 2022, 12 occurrence(s)

Mar 8, 2022 07:00 PM	Jul 12, 2022 07:00 PM	Nov 8, 2022 07:00 PM
Apr 12, 2022 07:00 PM	Aug 9, 2022 07:00 PM	Dec 13, 2022 07:00 PM
May 10, 2022 07:00 PM	Sep 13, 2022 07:00 PM	
Jun 14, 2022 07:00 PM	Oct 11, 2022 07:00 PM	



Here is the link for the monthly MEMBER'S Meetings



<https://us02web.zoom.us/j/81742465223?pwd=OS9jOTFrdjhZODJTTWVZaWM5NDQrdz09>

MEMBERS' MEETINGS



MEMBERS' MEETING ID: 817 4246 5223

Passcode: 526586

Computer or Digital Device: You're welcome to activate your camera and speaker settings. Once inside the Zoom virtual meeting, you can type comments in the chat feature to 'everyone' or to another member 'privately'. **Your attention and participation are appreciated.**

Please **'mute your microphone'** during the administrative meeting to eliminate background noise not related to the meeting, if you are not actively speaking. This will help us run a smooth virtual meeting; appropriately distanced. Once the general meeting has concluded, you are welcome to stay online to chat it up with other members. **Consider reaching out to your friends who may not be as versed in digital capabilities as you and offer to lend a digital-techie hand and help bring them up to speed.*

And here is the 2022 link for the monthly BOARD MEETINGS

<https://us02web.zoom.us/j/82749786164?pwd=VjNBNTRUQVltOHFTVHc2QjdUR3NtQT09>

BOARD MEETINGS



BOARD MEETING ID: 827 4978 6164

Passcode: 234899

Topic: Summit Lapidary Board Meeting, 7:00 PM (recurs monthly, 2022). Time: Mar 29, 2022 07:00 PM Eastern Time (US and Canada). The last Tuesday of each month, until December, 2022, 12 occurrences.

Mar 29, 2022 07:00 PM
Apr 26, 2022 07:00 PM
May 31, 2022 07:00 PM
Jun 28, 2022 07:00 PM

Jul 26, 2022 07:00 PM
Aug 30, 2022 07:00 PM
Sep 27, 2022 07:00 PM
Oct 25, 2022 07:00 PM

Nov 29, 2022 07:00 PM
Dec 27, 2022 07:00 PM

Program: from Guy Kotch - Using the Club's AED

Learn how to use our club's Automated External Defibrillator – Learn How to Save a Life! We should all know how to use this. Guy showed us the defibrillator and explained how simple it is to attach the pads and use it.

President's Message – by Gene Willis

I will use not only all the brains I have, but all that I can borrow. (President Woodrow Wilson)

Hopefully Northern Ohio has received its last major winter storm. At home we received in the neighborhood of 20" of snow. Luckily for us, we had none of the freezing rain that many other communities experienced.

The past few months Bonnie and I have lost twelve close friends, several as a result of the covid. Please be careful and safe until this is truly behind us.

We miss getting Mari's Sunshine news about member's joys and difficulties. I received a message that Andy Carey was involved in a traffic accident. He was apparently knocked around but the message indicated that he was only very bruised and sore. We wish Andy (and all our members who have been ill) a speedy healing and recovery.

New 80 grit diamond wheels are on the way for the grinder in the saw room downstairs. Installation should be done by one of the Saturday afternoons in early February.

I have a request of our members. Bonnie and I ask that I be relieved of the cleaning of the slab and trim saws, due to my physical limitations. This request involves someone (or a team of members) stepping forward to take over that duty. The current system is designed to filter out the sludge and to remove sediment from the oil, allowing us to return most of the recovered oil back into use. We can separate the task of fixing and maintaining our equipment (which requires mechanical abilities) from the cleaning of the saws (which just requires getting oily and dirty once a month). If we clean just one or two saws each month, it would take approximately an hour or two. By the way, Susanne did a great job helping this month with that. Please consider participating in this. We can probably only fit two or three people helping at a time.

In regard to fiscal matters, the club has received one quote to replace the siding on our building, and another quote is expected this coming week. The proposed 2022 fiscal budget has been submitted to the Board but we have not yet voted on it. Monthly estimates of the club's income and expenses will be included in the proposed budget. This will give the club a means of tracking how we stand by line item.

Becky has received and started passing out the window stickers for our April Gemboree. Additionally the Sign-up Genius for volunteering has begun. I am also grateful to Becky Kosco for taking the lead at the last general meeting. Many thanks, Becky!

Remember that your 2022 dues are now due.

Be safe, be happy, and be well.

Gene Willis

GEMBOREE NEWS from Becky:

We now have our Gemboree clings available for your vehicles or any other location where you could help us to advertise our Spring Gemboree. Perhaps you could post our sticker on your social media sites? Please help us to advertise this event! Tell your friends and families! The Gemboree will be here very soon!

The Signup Genius is up and running. Please sign up as soon as you can for your volunteer hours so that we can know which positions need more helpers.

For Gemboree Leads (and seconds): Please attend a Gemboree Meeting March 8th at 6pm right before the Summit Lapidary Club meeting at the Polish American Club. This is a meeting for the leads - please come prepared with any problems and/or expenses you anticipate. Specifically, Bobby King, Lisa Troxell,



Evelyn Tryon, Gene and Bonnie Willis, Kathi Hampton, Laurie McElroy, Kristin and Mark Morrow, Bob Powers, David Rich, Guy Kotch, Susanne Shoffner, Frank Edwards, Bob Spore, John Wallace, Mary Myers, Frank Mack, Nancy Halloran, Laura Thomas, Dave MacSeoinin, Kim Evangelisti, Sandy Shorter, and Mark Cunningham (as AMS Pres). please let Becky know if you cannot attend. **Tuesday, March 8th at 6:00pm.**

For all members: Please attend a meeting on Wednesday, March 16th, at 6:30pm –at the club to work on Gemtrees. We will be meeting at the clubhouse to rubber band small gem trees to bases for the Gemboree. Please come and help! **That's Wednesday, March 16th, at 6:30pm.**

You can email Becky at kingtoast@aol.com. We thank you for all the hours you are able to help! Thank you!

Hope your New Year ROCKS!!

Becky Kosco

SLC Dues – (2022 Dues are now due! Do it today while you remember! Get the discounted rate!)

*This is a reminder that to join the club there is an initial registration fee of \$25, plus members pay their ANNUAL DUES of **\$48 per year (due on March 1st)**. But remember that **members can save money by paying their dues early – dues are just \$44 if paid before March 1st!***

Bring them to our February meeting or send/drop them to Summit Lapidary Club
244 Chestnut Blvd
Cuyahoga Falls, Oh 44221

Feb. 1st, 2022 Board Meeting highlights:

- ✓ A financial statement was provided to the board and was approved. January's bills have all been paid.
- ✓ Two 80 grit wheels for the grinders have been ordered.
- ✓ Gene is stepping down from cleaning the saws and machine maintenance.
- ✓ Sandy knows of a woman wants to sell a Loratone tumbler and extra barrels. The board decided not to buy these and will tell members about them at the general meeting.
- ✓ We received one bid to replace the siding on the building. We need a second bid.
- ✓ Sandy Shorter is working with William Holland on the increase in their prices. We have 16 members signed up. We originally agreed to accept up to 25 members, as long as they are in good standing. (Members in good standing are defined as having worked a minimum of 4 hours at both Gemborees and having paid their annual dues.) William Holland's increase of \$50 is to be paid to Laura Thomas.
- ✓ The Sign Up Genius will be up and running early February. Kim Evangelisti agreed to lead the children's table. Bonnie needs help with hospitality. The Gemboree will provide donuts and pizza at noon on Friday for club members working set up; and coffee, water and donuts on Saturday and Sunday for vendors and workers. Only members can crack rocks. At an earlier Gemboree, several rocks (could not be identified by any vendor) were recovered after a theft. Those items will be put into our silent auction.
- ✓ Quirk update: No non-governmental groups are meeting there in the evenings yet.
- ✓ Jason Adams will be the March speaker.
- ✓ Board members will remind new members that the club machinery is for hobbyists.

Classes and Events:

Tuesday, Feb. 1st, 7:00pm: Board meeting at the clubhouse.

Tuesday, Feb. 8th, 7:00pm: SLC Members' meeting at the Polish American Club.

Thursday, Feb. 17th, 7:00pm: Linked chain CLASS by Kathi Hampton: Kathi taught us how to make a linked chain of twisted figure 8's using parawire. Cost was \$2. It was a great class.

Tuesday, Feb. 22nd, 7:00pm: Board meeting at the clubhouse.

Tuesday, March 8th, 7:00pm: SLC Members' meeting at the Polish American Club.

Saturday, March 12th, at midnight (or before you go to sleep): Turn your clocks ahead one hour!

Wednesday, March 16th, 6:30pm: Gemboree Gem Tree volunteers needed.

Please come to the clubhouse to help glue the gem trees onto bases for the Gemboree this evening.

Saturday, March 19th, noon: Silversmithing – CLASS #1, Simple pendant:

Join Dave Macseoinin and Mary Myers as we assist you in making and soldering a setting for a simple pendant with a simple half ring bail. You will need a 25x18mm cabochon (or something close to that) and your metals. You will also need 20 or 22 gauge copper, silver, or brass sheet (at minimum a 2"x2" piece), solder (hard and medium). You can purchase these from V-rock or Rio Grande or anywhere else online.

Tuesday, March 29th, 7:00pm: Board meeting at the clubhouse.

Saturday, April 2nd, Noon: Metalsmithing Class #2, forged penannular pin with two small cabochons.

Join Dave Macseoinin and Mary Myers in forging a penannular pin out of copper or silver, and set it with two small cabochons (which are 8mm or smaller) in bezels on the spatulas. You will need some 10 or 12 gauge wire (we can provide a piece of copper wire). You will need some bezel wire (6 inches or less), and 2 small cabochons.

Tuesday, April 12th, 7:00pm: SLC Members meeting at the Polish American Club.

Saturday, April 16th, 8:30 or 9:00am: Gemboree Rock Bagging at the clubhouse

Please join other volunteers to bag rocks for the Gemboree Gem Mine at the clubhouse. This goes quickly with many hands to help – we set up an assembly line and we are finished almost before we begin!

Saturday and Sunday, April 23rd-24th: It's our Spring Gemboree!**New Series of Metal Smithing Classes to be offered:**

Dave and Mary have designed a series of classes that will build upon each other to advance your skill set. Each one brings a new technique that you have not done before. First is a simple pendant with a half ring bail to a brooch with spring back pin and catch. After taking these classes you will be able to tackle most projects with more confidence than before. (Maybe you will be encouraged to design a new piece and enter the club's Contest!) Some dates have been selected after which a set monthly date will chosen by all of us to allow you to obtain the metal supplies and cut or buy your stone selections to be set. Check out the March newsletter for more dates for the planned classes. Each class will build upon the skills from the earlier classes, so classes should ideally be taken sequentially.

Metalsmithing classes in copper, silver, or brass – participants must furnish their own metal (20 or 22 gauge copper, silver or brass sheet, bezel wire, and hard, medium, and soft solder) and appropriate stones. V-rock carries all these, or you can order online from any number of vendors, including Rio Grande and many others.

Beginning metal smithing classes:

- class 1: Simple pendant with simple half ring bail (using a 25x18mm cabochon) (March 19th)
- class 2: Forged penannular pin, with two small cabochons (8mm or smaller) on the spatulas (April 2nd)
- class 3: Decorative pendant (using approx. a 25x18mm cabochon) with a tube bail

Intermediate metal smithing classes:

- class 4: Ring (using a 10x13 cabochon), with simple shank
- class 5: Decorative ring (with a cabochon of choice), with double shank or split shank

Advanced

- class 6: Pendant [using one or more cabochon(s) of choice] with a hinge
- class 7: Pin (using a cabochon of choice) with a spring back
- class 8: Channel inlay pendant, pin, or belt buckle

Would anyone be interested in acquiring or increasing your smithing skills?

So who wants to teach a class? What classes do you want offered?

If you would be interested in offering a class or scheduling time at the clubhouse, please contact Kathi Hampton or Mary Myers. Please be aware of common-sense health precautions, particularly if you have not yet been vaccinated. We value you and want to keep our members healthy and alive!

William Holland (WH) trip and information update from Sandy: Planned for the week of Sept. 11th, 2022. There are still openings available if anyone is interested. Contact Sandy Shorter @ 440-479-0069.

WH is requiring proof of vaccinations to attend class. They have taken many additional precautions to protect each and every one of us.

For those members already signed up: Please update your account by logging in to the William Holland site with your email address. You will have to request a new password. Then it will allow you to access your user-name. Write it down and log in.

After you are logged in, you will see personal information, scroll down and look for contacts, account registrations and invoices. Your class into will show up in the account registration. Laura Thomas is accepting the additional \$50 per person for our trip. Please pay this as soon as you can.

Thanks
Sandy Shorter

Ordering materials from Evelyn Tryon:

Just a reminder for all members - Evelyn Tryon orders tools and materials from EuroTool.com and Parawire.com (and others) for her business, Pretty Things. Members get a club member discount from Evelyn when they buy tools and supplies from Pretty Things.

If you are looking for hand tools, you can go online and look at the various catalogs or see the catalogs at the club. If you need wire, she can order Parawire for our members she needs to know what is needed, including the material, size, shape, color, and amount. NOTE: Parawire is made in USA, 95%+ pure copper core, that has a non-tarnish finish. Parawire can be twisted, used in wire wrapping, etc., but it typically cannot be pounded or heated.

She will have tools and materials ready for the show in Canton at end of March. Members may call her (at 330-673-9664) or send an email (etjtryon@juno.com) or give me your order at our meetings. Please do NOT text her – she only has a landline phone. Pay only when the order is received.

Brown Paper Bags:

Please save your brown paper grocery bags for our oil filtering process. We will typically need a half dozen anytime that we work on cleaning the saws (which is likely to be at least monthly).

Sunshine News:

Andy Carey was involved in an accident. He was knocked around quite a bit and is recovering. Cathy Milhoan has had surgery for her lung cancer and is recovering at home. Several other members of our club have been ill. Please keep in touch and keep them in your thoughts and/or prayers.

GeoJuniors Program Information from Evelyn: Geojuniors met on Feb. 13th.

Library news from Doug Shorter: Doug has headed out west for his annual visit there. Please return your materials on Saturday mornings.

Newsletter from Mary: Do you have anything that you might like to share? I welcome participation from our members – a short paragraph about something you've learned or a special location related to our lapidary interests would be most welcome! Don't worry about 'polishing' your piece, I'll do that for you (ha-ha!) Please email me at SLCnewsletter2019@gmail.com.

Proposal to move the meetings back to the Quirk Center:

Mary Myers checked again with the Quirk Center manager, Michael Fallis, and they are still not taking reservations for this facility. She will check back again monthly to check to see if (and when) perhaps we can

move our meetings back to that facility later in 2022, if we chose to do that. For now, we're continuing to meet at the Polish American Club, probably until at least June of 2022.

Membership information: If you know of anyone in the club who is not receiving emails or invitations to our zoom meetings, please forward their email addresses to Cathy Milhoan at cthymilhoan@yahoo.com. Please update your contact information to Cathy if you move or change your phone number. Membership dues can be sent to the clubhouse. (The address was provided on page 1).

Miscellaneous items:

Calls for Volunteers:

We need volunteers!

- Spring Gemboree: PLEASE SIGN UP THROUGH SIGN-UP GENIUS! We will need many volunteers for our Spring Gemboree on April 23-24, 2022.
- We are still looking for members to help with the Rock Tumbler Role at the club.
- Any members planning on vacations who could bring some rocks back home?
- We need members to help with saw cleaning monthly. It's not difficult, it's just messy.
- We need members to help with machine maintenance. These individuals will need some mechanical skills.
- We also need members to volunteer to vacuum once in a while, wipe down surfaces, clean the restrooms, swab the floor, sweep the decks, hoist the main, that sort of thing. It's OUR clubhouse. ... and I promise kudos to volunteers (if I know about their efforts).

Kudos to our last month's volunteers:

- Kudos to Susie for once again keeping the pop, paper products, water, and all the other supplies refilled including toilet paper, paper towels, and Kleenex for our snotty members (hahahahahaha! Just kidding! Hey, did it make you smile?)
- Kudos to David Mac, Kathi Hampton, Mary Myers, and John Kerr for being shop tenders for the month of February. And to Kathi for her excellent notes, and to Cathy for her tracking of members.
- Kudos to Becky, Guy, Bobbie, Kim, and Evelyn for their efforts on the Spring Gemboree.
- Kudos to Gene, Tom, Bob, Tom, Susie, and all who keep our saws and equipment running!
- Kudos to Kristin and Mark Morrow for handling some of the rock tumbling for the Gemboree at home.
- Kudos to Sandy for handling all the planning with William Holland. Yeah! We're going! We're really going! And there's still room for several more members in good standing to join us!
- And finally, kudos to all those volunteers whom I have forgotten to mention. (Please let me know who I might have missed.) By the way, the clubhouse is looking good! Thanks to all for helping with that.

Shop Tender Days:

During the month of February, Dave Macseoinin, Kathi Hampton, John Kerr, and Mary Myers have volunteered to be 'shop tenders' for any of our club members who do not have a key to the club, or for new members who would like to learn to use our equipment. It is so nice to see members coming back to the club!

Shop tenders can open the club for you and be on hand if you have questions about the equipment downstairs. New members will be able to work on making some slabs or cabochons, but you must make an appointment with one of our shop tenders.

You can call or text David Macseoinin at 234-706-1523.

You can call or text John Kerr at 330-701-1882.

You can call or text Kathi Hampton at 330-690-2070.

You can text Mary Myers at 330-696-4315.

We will be available by appointment only – and please remember bring your masks and safety gear! You must wear safety glasses and a dust mask when working on the machines downstairs. Oil mist, rock dust, and chips are dangerous to your eyes and your lungs.

Zoom availability and informal gatherings in the clubhouse - Saturday mornings or on Zoom, anytime:

If you're interested, please come for the Saturday mornings coffee klatches! Remember, we are still limited to some of the Covid restrictions at least for a while yet, and please take proper precautions.

Minutes from General meeting on January 11th, 2021

Platform: In-person and Zoom

7:00 pm Start Time

Meeting leader: Gene Willis, President

Minutes taken by Kathi Hampton

Becky brought the meeting to order because Gene is sick.

The names of the 2022 board members and trustees were announced.

We have 2 new members, Rachel Logan and Lavina Lopica, and a returning member Lynne Adams.

Laura will be taking dues for this year. She has the Square with her for those who want to charge it. The dues for this year 44.00 until March 1st.

Geo Jr.- Evelyn announced the GeoJunior who is a Rock Star (she completed all 20 chapters of the manual.) Rob Rothschild has resigned and Evelyn is looking for help running Geo Jrs. She has 2 new members. She asked if any of our members has kept a record of their collections, with names, location and cost of each rock.

Gemboree- Becky said ODNR, and the children's activity table will be at Spring show. There will be no treasure hunt this time. Sign-up genius will be ready next month to pick where you want to volunteer. We have 2 trays of gem trees for the children's table and some trees that need glued to rocks. We have 17 vendors who have already paid. Normally we have 30-32 vendors per show. Kristen asked about raffle baskets and Becky said if she wanted to head it that would be fine.

Donated Christmas tree- Lyle said a member of his garden club purchased the tree and she allowed everyone in her family to take a pendant home with them.

Club Equipment- Annie asked if the club could purchase a jump ring maker for chain mail. She will put a list together for the board.

Commitment to meet at PAC- Richard made a motion to commit till June 2022 and Mary seconded it. All agreed.

Kathy Lee's silver- Kathy is selling her silver sheets, wire and bezels for \$1300.00 The club would need a strong box bolted to the floor with a lock. This is the club price. Lyle made a motion to table the discussion for now and Mary seconded it. Individual members of the club may contact Kathy Lee.

There will be an intro to AED at the February meeting.


If anyone knows a high school senior looking for scholarship money, Mensa is offering a scholarship. They need to submit a 550 word essay by Jan. 15.

Jonnie will do a soft opening for members on Jan. 29 from 9-12. (This was later cancelled). His store is The Hidden Pocket, 4952 Darrow Rd. between Hudson and Stow. He is looking for members to show their jewelry to sell.

John made a motion to adjourn the meeting and Bob seconded it. Meeting adjourned.

Gems provided by members:**Susie's display brackets**

Check out these inexpensive and simple drapery hooks that can be very easily formed into display brackets for your slabs and or mineral specimens. You can use either single or double hooks. Merely open them and bend them to fit your needs. Drapery hooks can be found in many stores, where-ever drapes or curtains are sold. They are inexpensive. What a wonderful idea! Thank you for sharing this idea, Susanne Shoffner!



BRAD'S BENCH TIPS



MAGNETIC TOOL BAR

An easy way to keep all your files organized at the bench is to use a magnetic tool strip. They're not expensive and help keep a lot of small tools from cluttering the bench top. I got a couple of them from Harbor Freight for about \$5 each. See <http://www.harborfreight.com> and search on-"magnetic-holder"

My only regret was putting some of my small drills on the magnets. The drills got a little magnetized and now stick together when I carry them in a bottle in my tool box.

SILVER DISCOLORATION

Working with jewelry involves an ever increasing number of skills. Chemistry is one of them that comes into play when dealing with a discoloration on the metal caused by a chemical reaction between it and the environment.

In the case of Sterling silver, there are three discolorations we typically encounter: a tarnish, a firescale, and a firestain. Each is different in its cause, in its cure, and in its prevention. All three have to do with components of the Sterling alloy (92.5% silver and 7.5% copper) and how they react with oxygen and the heat of soldering or with pollutants in the air over the long term. Firescale and firestain also occur in 14k or 18k gold because of the copper content.

Tarnish is a grayish coating that builds up slowly on the surface as a result of a reaction of the silver with sulfur-based compounds in the air. Typically these are pollutants from the burning of petroleum fuels, but they can come from other sources as well. I once tarnished all the silver in my display case by putting a pretty specimen of iron pyrite in with the jewelry. Turns out pyrite has sulfur in it!

Sulfur from air pollution or any other source combines with the silver to form a grayish silver sulfide film on the surface. Preventing tarnish involves keeping sulfur away from the metal. Plastic bags will help, and anti-tarnish strips are available from jewelry supply companies to pack near your items. Tarnish is easily removed by hand polishing with a jeweler's cloth or with one of the products sold for cleaning the good silverware for holiday dinner.

Another way is to remove it chemically. Put a piece of aluminum in the bottom of a dish large enough to contain your piece. Heat enough water to cover the silver. Mix in 2 tablespoons of sodium carbonate per cup of water and pour into the dish. Be sure the silver touches the aluminum. Sodium carbonate is the main ingredient in washing soda. Read the labels in grocery and hardware stores.

The second type of tarnish is called firescale. It is the dark gray to charcoal colored film that forms on Sterling or other copper alloys like brass or bronze when we heat it with a torch. The copper in the alloy reacts with oxygen in the air to form a dark cupric oxide coating on the surface. Luckily, the oxide is easily removed by dissolving it in a mild acid - generally called a pickle. It's important that we not let firescale form on a solder joint because it will block the flow solder over the joint.

There are two ways to prevent firescale. Most common is to use a flux, a borax-based solution applied to the metal before soldering. When melted, borax forms a thin glassy layer that keeps oxygen away from the metal. A second way is to do your soldering on a charcoal block. Together with the flame, charcoal greatly reduces the amount of oxygen in the area being soldered. In either case, oxygen is prevented from reaching the metal, so no cupric oxide firescale is formed.

A second oxide can also be formed when soldering copper or a high copper content alloy like bronze or brass. It's called cuprous oxide and is reddish in color. That's why a black looking piece you put in the pickle sometimes comes out red. Problem is that while the black cupric oxide is dissolved by a pickle, the red cuprous oxide is not. The discoloration can be sanded or polished off, but an easier way is to use a "super pickle". This is a mixture of fresh pickle with a healthy shot of hydrogen peroxide from the local store.

I've saved the worst form of discoloration, firestain, for last. Think of firescale (above) as like getting dirt on your shirt that you have to wash off. Firestain is like getting ink on it. The discoloration is not just on the surface, it seeps down and stains the material. Firestain happens when we heat a piece of silver too hot, too long, and/or too many times.

Firestain occurs when the oxides start to build up below the surface of the metal. You generally don't notice it until after polishing. It appears as a darker area of the surface and is easy to spot when viewed under light bounced off a piece of white paper. Because firestain is below the surface, there's no easy bench tip solution. Depletion gilding may work for some pieces. Otherwise, removing it calls for sandpaper and aggressive polishing.

A much better approach for a piece that will require a large number of solderings is to protect the metal from developing firestain by applying liberal amounts of a firecoat. Regular soldering flux will provide some protection but is not as effective as preparations made specifically for the task. Jewelry supply companies offer several commercial solutions, but my favorite is the Prips mixture. I use it every time I intend to do more than two solderings on a piece.


Happy hammering, Brad Smith

Smart Solutions for Your Jewelry Making Problems

Resource: <http://amazon.com/author/bradfordsmith>

Bench Tips, PO Box 491063, Los Angeles, CA 90049-9063

Learn New Skills with Brad's "How To" Books



And to brighten your day, a little humor from website of the American Federation of Mineralogical Societies (<https://www.amfed.org/rockhoun.htm>):

You Might Be a Rockhound If

(Part 3)

- You spend hours and hours in the ugliest room in your house.
- You give directions like, "turn right at the green farmhouse..."
- You bought the ugliest boots available cause they were water proof.
- You know what findings are for.
- You watch the scenery in movies instead of the actors.
- Your company asks you not to bring any more rocks to the office until they have time to reinforce the floor.
- The local jewelry stores & libraries give out your name for information on rock clubs.
- You examine individual rocks in driveway gravel.
- Your wife knows you are down in the basement sorting rocks but can't quite find you nor does she remember that pretty wall down there.
- Your local rock shops send you get well cards when you don't stop by in more than a week.

(This excerpt was taken from a list written by members of the GMEditions E-mail SWAP group. Contributors included Mel Albright, Richard Busch, Betty Commean, Dan Imel, Bob Keller, Paul Kline. Permission to reproduce these was given with attribution.)

But You Might Be a Rockhound here in Ohio If

- You spend hours and hours in the very ugly and wet when it rains basement at the clubhouse.
- You know that Mrs. Nethers' porch has white rockers for tired rockers.
- You drool over You tube videos of finding agates at the Lakes.
- You know what a 'Leaverite' stone is.
- Your driveway (when you were young and could see better) had millions and millions of limestone fossils in it.
- You know where V-rock is located and you've been both there and to Fantasia Mining.

This list was written by Mary Myers, member of the Summit Lapidary Club.

INFORMATION ABOUT SOME UPCOMING ROCK AND MINERAL SHOWS

From Mary Myers - Are you interested in attending some of the upcoming rock and mineral shows?

Source: <https://www.rockandmineralshows.com/search/jewelry-lapidary-shows>

These are just a few that within a few hours of driving time of our clubhouse.



GemStreet USA

MARCH 11-13 CLEVELAND

Location: Cuyahoga County Fairgrounds, 19201 E Bagley Rd, Middleburg Heights, OH 44130

Hours: Fridays and Saturdays 10 a.m. to 6 p.m. and Sundays 11 a.m. to 4 p.m.

Admission: General admission is \$6. Free for children under 12.

Gem Expo

March 11-13th Toronto, Canada

Location: Hyatt Regency

Website: <https://thegemexpo.com/>

GemStreet USA

SEPTEMBER 23-25 CLEVELAND

Location: Cuyahoga County Fairgrounds, 19201 E Bagley Rd, Middleburg Heights, OH 44130

Hours: Fridays and Saturdays 10 a.m. to 6 p.m. and Sundays 11 a.m. to 4 p.m.

Admission: General admission is \$6. Free for children under 12.

GemStreet USA

NOVEMBER 11-13 BUFFALO

Location: The Fairgrounds at Hamburg, 5600 McKinley Pkwy, Hamburg, NY 14075

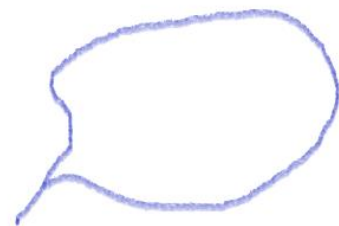
Hours: Fridays and Saturdays 10 a.m. to 6 p.m. and Sundays 11 a.m. to 4 p.m.

Admission: General admission is \$6. Free for children under 12.

And Finally: Why you can't do knock-knock jokes with a rock



Me:



Rock: