


The Summit Gem - March 2025 Newsletter



Website: www.SummitLapidaryClub.com
244 Chestnut Blvd., Cuyahoga Falls, Ohio 44221
Phone: (330) 929-3798

2025 Board Members:

President – Mary Myers
Vice-President – Joyce Kish/Kim Evangelisti
Treasurer – Laura McElroy/Laura Thomas
Secretary – Patricia Burk
Membership Chair – Cathy Milhoan

Newsletter Editor – John Kerr slcnewsletter2023@gmail.com
Trustees – John Kerr (exp 12/2025), Susanne Schoffner (exp 12/2026),
Greg Megois (exp 12/2027)
Immediate Past President Annie McNeilly
2025 Gemboree Chair – Cathy Milhoan

Mission Statement

To afford the opportunity to share interest in lapidary knowledge and working techniques.

March 11th, 2025 Monthly Meeting

(the SECOND Tuesday of the month) held in person.
at 7:00 PM at the Polish American Club



The Polish American Club (PAC) is located at 472 Glenwood Ave, Akron 44310

The March program will be Jennifer Mizicko – Jennifer will talk about her trip through Iceland.

President's Message

March 2025 President's Message

It is the friction that brings out the sparkle and shine of a gemstone. In fact, a gem cannot be faceted and polished without that friction. And our Summit Lapidary Club is truly a gem.

It is human nature that friction and drama are going to happen from time to time in social situations. While we are all civilized human beings, each of us sometimes experiences strong likes and dislikes, stress, or strong opinions, and these can create social friction within any club.

Respect is the lubricating oil in social clubs. Respect (myself included) will help us to minimize the human friction and drama in our club. When friction occurs, we need to remember that we are not enemies, that we share a common love of rocks, gems, minerals, and crystals.

A true gem can often be distinguished from a manufactured gem by the inclusions (or imperfections) that lie within. It is the mix of those inclusions with a shared camaraderie that will create a warm and welcoming social group, filled with stories, laughter, and the sharing of great geodes, slabs, cabochons, and gems.

Speaking of a warm and welcoming evening at the club, I just got home from our Tuesday evening get together at the club. It was wonderful to see so many of our members there tonight, just like pre-Covid times. Kathy Hampton helped several members with their wire wrapping projects and the rest of us shared laughter and stories around the kitchen table.

Spring Cleaning of our clubhouse will be on **Saturday morning, March 15th** at the clubhouse. Please come and help us to do light housekeeping and spring cleaning, vacuuming, cleaning, cleaning display cases, etc. will be the order of the day. Please come and help!

Cleaning the saws/changing oil will be on **Saturday morning, March 22nd** at the clubhouse. Anyone who uses our saws is expected to help. It takes no special expertise. We will train you. Wear old clothes and bring some long rubber dish gloves and some rags. We would also like help in wiping down the walls (where some have made some 'oops!' by opening the saws when they were still running). Hey, I think we've all done it ... at least once.

March Field Trip will be to go to the Stark County Gem & Mineral Show, (March 29-30). **Meet at the clubhouse at 10am on Saturday, March 29th, if you want to carpool.** Many of our members are vendors at that show and it would be really nice to offer our fellow members our show of support.

I am still working out the details for a **Members' Rock Swap/Slab Sale** that will be held at the clubhouse. Won't that be fun? We could load up our tables with rocks in the clubhouse, share our goodies, and have a bite to eat together.

Our Summer Picnic has been set for **Sunday, August 17th**, at the Chestnut Lodge in the Summit Metro Park off Sand Run Parkway, near the ford. More information will be provided.

Be sure to stop in the clubhouse or check our calendar on our website for some of the exciting classes and workshops that we're regularly offering our members. It is SO nice seeing more and more members enjoying our clubhouse again!

Thanks so much for all that you're doing! The lighting in our crystal cave was fixed by Finley Lahmers. Greg Megois, Jeffrey Rotnem, Susanne Shoffner, and a friend of Greg's (Doug Dever) have fixed the floor in the women's bathroom. Susanne has bought some cleaning supplies for the bathrooms (for when anyone has an 'oops' and makes a mess so they can easily clean it up for the next member). Be sure to check out several of the Gemboree "Web Videos OF the Day" that have been developed by Paul McElroy and placed on our Gemboree Facebook page.

So much going on at the clubhouse! Come and rock with us!
Mary Myers

Gemboree news from Cathy Milhoan:

Hello members,
Gemboree meeting will be March 11, 2025, 6 pm at P.A.C. prior to the Summit Lapidary meeting. I hope to see you there.

We still need a couple of leads & quite a few backups. I will have the list at the March meeting.

Here is the link for the Sign-up Genius for the Spring show, thank you Kim E. for all your hard work on this.
<https://www.signupgenius.com/go/70A0C4CA9AF2CA6F94-55184934-gemboree>

Please make sure you sign up for at least 4 hours, we can use all the time that each member is available to donate. It is very apricated.

Thank you,
Cathy M

SLC Dues –2025 Dues can be paid to Laura McElroy. (If you have any questions as to whether you've paid for this year, contact Laura PLEASE! The initial registration fee for new members is \$25.

The annual dues are \$48 per year ... and only \$44 - IF PAID BEFORE MARCH 1st.

Dues can be brought to our meetings or sent to **Summit Lapidary Club, 244 Chestnut Blvd., Cuyahoga Falls, Oh 44221.** Let's get those paid soon!

Sunshine News from Mari: No News

Library news from David Macseoinin: No News

Newsletter from John Kerr: Please forward club news or articles you would like included in the newsletter to slcnewsletter2023@gmail.com.

Membership information: If you know of anyone in the club who is not receiving emails or invitations to our zoom meetings, please forward their email addresses to Cathy Milhoan at **cthymilhoan@yahoo.com**. Please update your contact information to Cathy if you move or change your phone number.

Machine Maintenance: Cleaning the saws/changing oil will be on Saturday morning, March 22nd at the clubhouse.

Midwest Federation News: See attached MWF newsletter.

Shop Tender Days

Dave Macseoinin, Kathi Hampton, John Kerr, and Mary Myers have volunteered to be 'shop tenders' for any of our club members who do not have a key to the club, or for new members who would like to learn to use our equipment. It is so nice to see members coming back to the club!

Shop tenders can open the club for you and be on hand if you have questions about the equipment downstairs. New members will be able to work on making some slabs or cabochons, but you must make an appointment with one of our shop tenders.

You can call or text David Macseoinin at 234-706-1523.

You can call or text John Kerr at 330-701-1882.

You can call or text Kathi Hampton at 330-690-2070.

You can text Mary Myers at 330-696-4315.

We will be available by appointment only – and please remember bring your masks and safety gear! You must wear safety glasses and a dust mask when working on the machines downstairs. Oil mist, rock dust, and chips are dangerous to your eyes and your lungs.

Classes and Events:

Jewelry Design Workshop w/ Dave Mac
Mar 6 @ 7 pm

Gem Tree Class w/ Kathi Hampton
Mar 15 @ noon cost: \$6

Chain Maille w/ Kathi Hampton
Mar 18 @ 7 pm. Cost: \$5

Soft soldering w/ Mary Myers
Mar 20 @ 7 pm. Cost:TBA

Metalsmithing Workshop
Mar 22 @ noon

Metalsmithing Workshop
Mar 29 @ noon

Game Night! (for members).

Thu Mar 13th 7 pm – 8:30 pm

Come and join us for a fun evening of playing a variety of games, cards, Yahtzee, Uno, Dominoes, etc., with other members. An opportunity for camaraderie with other members.

Event at Strauss Studios 236 Walnut Ave, NE, Canton, Ohio 44702

Live demo with Joe Martino Saturday March 8, 2025, at 4PM – 6PM

Attendees at the opening of "Mixed Media Magic - Artistic Alchemy" were fascinated by Martino's scientific knowledge and artistic applications. We are so pleased that he has agreed to come back to Strauss Studios to give viewers a more in-depth understanding of his processes. Martino will present works at several stages of completion and give a live demonstration of his painting and layering techniques. This is an especially exciting opportunity for those who were unable to attend his opening reception due to the icy weather. Attendees will be able to ask questions and learn more from Martino about paint, science, romance, and art.


Martino is a professional mixed media artist who has been participating in various juried art shows and art festivals around the country. He is also a former Stark County science teacher who instructed Chemistry, Biology, Anatomy, and Marine Biology.

Free and open to the public.

Light refreshments provided.

"Mixed Media Magic - Artistic Alchemy" will be on display in our upstairs gallery through Friday, March 14.

Facebook event page: <https://www.facebook.com/events/1314160263196485>



Club Members' Meeting Minutes from February 11th 2025:

SLC President Mary Myers brought the meeting to order.

Treasurer's Report Laura Thomas (outgoing Treasurer) states Laurie McElroy (incoming Treasurer) is still in transition, Working on the bank. Audit has been completed.

Presidents report - Mary Myers: Treat each other with respect and have fun. In March we'll have a rough slab/ rough rock event some Saturday afternoon.

Membership Chair's Report – Cathy Milhoan: 55 members have paid their dues. pay your dues. All others must pay their dues of \$44 to Laura McElroy by March 1st.

Sunshine Report – Mari Taki Manley : Mari is taking around a card to sign for Bill Dotson. Also has a sympathy card for Mary Myers.

Social Report – Mary Myers: everyone invited to Game night on the second Thursday at 7:00 at the clubhouse.

Calendar Report – David Macseoinin: We have something every Tuesday, Thursday, and will hold a class on Saturday. Check out the calendar and sign-up sheets for info.

Library News – David Macseoinin: nothing to report.

Children's Hospital Christmas Tree Project – Mary Myers: Cathy M suggests making pendants and tying them to the hooks on the tree. Everyone is welcome to make a pendant or earrings. Joyce

Geo Juniors Report – Evelyn Tryon: Three students not coming back. Possibly one in the future and one new coming from Bolich.

Midwest Federation Report/Information – The newsletter went out. Evelyn asked if anybody's going to the convention.

Website Report – Kim Evangelisti and Mary: working on the calendar and a members only page.

Newsletter Report – John Kerr went out this week.

Maintenance Report – Trustees: Jeffrey R removed the floor in the ladies' room and Greg M put new flooring in. Bathroom is functional.

– Finley fixed the crystal cave.

Secretary's Report – Pat Burk: Bill Mackey motion the acceptance of meeting notes. 2nd Laura M. Meeting notes approved.

Board Meeting Notes:

Unfinished business: Greg M reserved a pavilion for the summer picnic.

Work is still in progress for the Members Only page.

New business: John Dombrowski is buying new bar stools for the Polish American club. Summit Lapidary Club and the Akron Mineral Society agreed to purchase. A bar stool for \$100 that will have a plaque on it for the clubs. Greg M made a motion, 2nd by Lyle, Motion passed to Purchase the barstool.

Field Trips: – A small group of members went to Fantasia on February 7th.

– Stark County Mineral Show March 29 & 30.

– Columbus Rock and Gem Show April 5 & 6.

Miscellaneous:

We thank Paul McElroy for the video of Alaska.

Placing an order for para wire and Euro tools. You must buy \$25.00 to get a discount

Mary M discussed Mama's Rocks asking us to do Geode cracking at local shows. Mary will get more information. Bill moved to table the conversation for later. 2nd by Greg M. Vote taken to table this for Future discussion.

Board meeting closed.

After the meeting, there was an amazing presentation from Jason Adams about Southwest jewelry. Jason would like his \$100 honorarium to go towards the stool with the plaque for SLC/AMC at Polish American Club.

Bench Tips for March

Below are a couple of my jewelry bench tips for use in your club newsletter next month. All I ask is that you include an attribution below (and the live link if possible) whenever you use the tips.

See More of my Smart Solutions for Jewelry Making Series

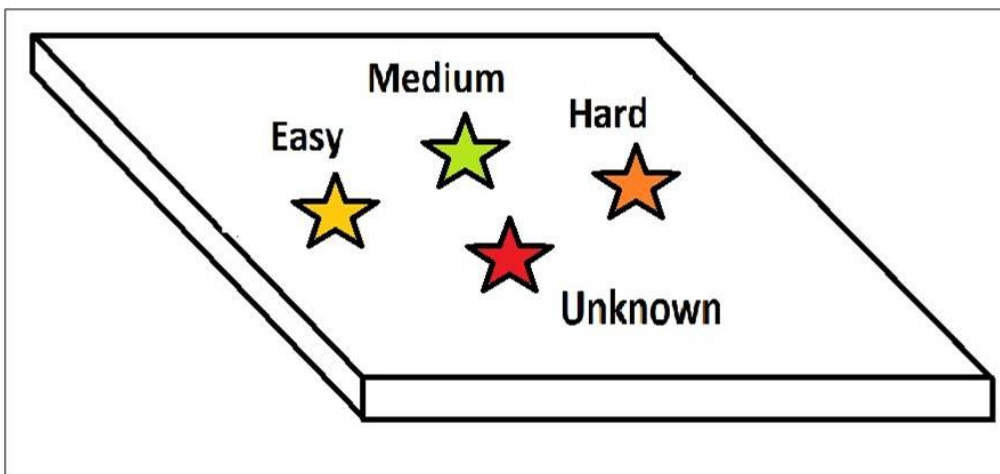
<http://amazon.com/dp/B0BQ8YVLTJ>

Happy hammering,

- Brad Smith

BradSmithJewelry@gmail.com

IDENTIFYING UNMARKED SOLDERS



There are plenty of ways to mark your sheet or wire solders, but suppose you forgot to mark them and have a couple that you can't identify. The answer is to compare the melting temperature of the unknowns with that of a known solder.

What I do is take a thick scrap of copper or nickel and arrange several solders on it. Ideally, I would have a sample of easy, medium and hard known solders surrounding the unknown piece. Then I heat the plate from the bottom and watch the order in which the solders melt.

EMERY BOARDS



I feel the key to getting a lustrous polish on your jewelry work is having a good selection of sandpaper handy for prepolishing before going to the buffer. I generally start around 400 grit and then go to 800 and 1200.

While some projects do require sheets of sandpaper, my favorite way of sanding small jewelry items is to use emery boards for doing your nails. I like the ones with a thin foam core. They have enough resistance to sand the high points off a flat surface and yet give a little when you're trying to smooth off a curved surface.

These nail boards are inexpensive and come in a variety of grits. Some grits are so fine they give an almost finished surface. Pick up a few at a beauty supply company, at your local drug store, or from Amazon.

Additional info from Mary Myers: local hardware stores (like Home Depot) often carry a nice variety of fine wet/dry sandpaper sheets (1,000, 1,500, 2,000 and 3,000 grit). You can use a piece of soft packing styrofoam as a base with a little water for best results. You can also cut and fold these into small strips to get into tight spaces. You can also make your own emery boards, (round with wooden dowels or flat with popsicle sticks) and a little glue. You can glue along one side, then roll the sandpaper onto these, and tear off pieces as you go, using a rubber band to keep the sandpaper rolled up.