

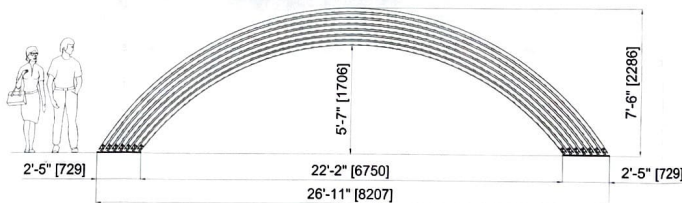
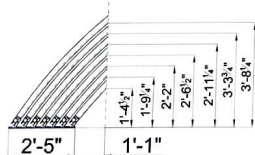
**POOL & SPA USA - JAY RUBIN model UNIVERSE PROGRES TYPE VI**

- PROFILE: 3x PROGRES, Antique Brown  
 RAILS: 2x PROGRES, Bronze anodized  
 PC: roof+faces+sides: colourless translucent PC 10 mm  
 LARGE FACE: 1 pce inner fixed + reinforc. profile with single shifting door, without doorsill, outer lock + inner shifting mesh screen  
 SMALL FACE: 1 pce inner fixed without door  
 LATERAL DOOR: none  
 FOIL EPDM (black): 3" - doubled  
 ARRESTMENT: CATUS (see in drawing)   
 AIR GUARD

**I BASEMENT TYPE:** - Concrete / Flagging-Classic borer for Concrete

ACCESS ROAD FOR TRUCK WITH A TRAILER -  YES /  NO

SAVE PATH P:\zakazky 2022\Pool & Spa ( USA )\...nabdkyJay Rubin\_UhngT-VI\Jay Rubin\_UhngT-VI.dwg



TOTAL WEIGHT: ~ 1640 kg

**Alukov** IPC

**GENERAL NOTES:**

- "UNIVERSE PROGRES 26'11" ENCLOSURE IS CERTIFIED FOR A 150 MPH WIND LOAD AND A 60 PSF SNOW LOAD.
- "UNIVERSE PROGRES 26'11" ENCLOSURE MANUFACTURED BY ALUKOV HZ, spol. s.r.o., CZECH REPUBLIC.
- SEE SHEET D-2 FOR RAIL ANCHORING DETAILS.
- FOLLOW MANUFACTURER'S INSTRUCTIONS FOR ASSEMBLY.



**Kipcon Inc.**

Civil & Structural Engineering  
 Site Planning and Surveying  
 Environmental Services  
 Inspection Services

1215 Livingston Avenue  
 North Brunswick, New Jersey 08902  
 PH - (732) 220-0200 FAX - (732) 220-9017

UNIVERSE PROGRES 26'11"  
 GENERAL LAYOUT  
 FOR  
 80 WILLOW ROAD  
 WOODMERE

NASSAU COUNTY

NEW YORK

MITCHELL H. FRUMKIN



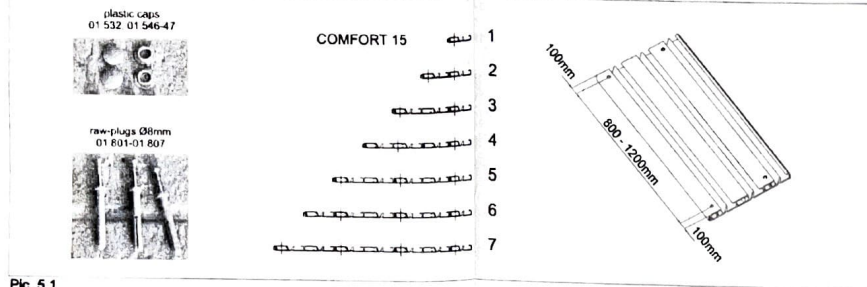
N.Y. P.E. LICENSE NO. 063083-1

DRAWN BY	LS	CHECKED BY	BF
DATE	9-15-2022	SCALE	N.T.S.
APPROVED BY:	[Signature]		
ACAD NO.			
FIELD BOOK	---	PAGE	---
PROJECT NO.	5046-22		
SHEET	1 of 2	DRAWING NO.	D-1
REVISION	0		

First fix one rail along the longer side of the pool, then, according to this one, proceed with measurement and placing the second rail on the opposite side of the pool.

Leading lines are fixed to concrete or pavement surface by plastic raw-plugs Ø8mm (01.801 - 01.807 vrták Ø8mm). Amount of raw-plugs depends on length of rails and especially on specification of ground surface. For wooden floor use spiral dives (01.815).


At the picture No. 5.1 see standard drilling of leading lines and distance between raw-plugs 800 - 1200mm.




Pic. 5.1




Pic. 5.2



Pic. 5.3




Pic. 5.4




Pic. 5.5




Pic. 5.6




Pic. 5.7



Pic. 5.5



Pic. 5.6



Pic. 5.7

NOTES:

1. FASTENERS ARE A304 STAINLESS STEEL.
2. FASTENERS ARE 2 1/2" LONG, INSERTS ARE 2 1/4" LONG.
3. ASSEMBLY PROCEDURE PREPARED BY ALUKOV.
4. SPACE FASTENERS EVENLY ALONG BASE RAIL.
5. TWO (2) ROWS OF AT LEAST EIGHT (8) FASTENERS ARE REQUIRED.



**Kipcon Inc.**

Civil & Structural Engineering  
Site Planning and Surveying  
Environmental Services  
Inspection Services

1215 Livingston Avenue  
North Brunswick, New Jersey 08902  
PH - (732) 220-0200 FAX - (732) 220-9017

UNIVERSE PROGRES 26'11"  
RAIL INSTALLATION DETAILS  
FOR  
80 WILLOW ROAD  
WOODMERE

NASSAU COUNTY

NEW YORK

NO.	REVISIONS	DATE

MITCHELL H. FRUMKIN



N.Y. P.E. LICENSE NO. 063083-1

DRAWN BY LS	CHECKED BY BF
DATE 9-15-2022	SCALE N.T.S.
APPROVED BY	ACAD NO.
FIELD BOOK ---	PAGE --
PROJECT NO. 5046-22	REVISION 0
SHEET 2 of 2	DRAWING NO. D-2