



**LEGEND**  
BOATS



**2022**

**FAMILY AND FISHING BOAT  
BUYING GUIDE**



# Creating Memories

That's what we're all about. Whether we're working on a cool new design, adding an innovative feature, or squeezing in that extra bit of value, all we're thinking about is providing you with the ultimate boating experience that creates memories that will last a lifetime.

---



## Visit us online

By visiting [legendboats.com](http://legendboats.com) you'll be able to browse our lineup of fishing boats, deck boats, and pontoons, you'll have access to images, videos, pricing and all of the information you'll need before you even see the boat of your dreams in person.



## Just call us

Did you know that the Legend Boats Headquarters is in Whitefish, Ontario? We have knowledgeable representatives available to answer your questions and direct you to your nearest Dealer. Call our toll free number, 1.800.461.4050 and start on the path to finding your new boat.



## Find your local dealer

With an area to search by your postal code, our website makes it easy to find your Dealer, or you can just click "Schedule a Showroom Visit" and we'll find your nearest dealer and even help schedule a showroom visit!



## Chat with us live

We're easy to reach! Whether you're on [legendboats.com](http://legendboats.com), Facebook, Twitter or Instagram, our Legend team is ready to answer any questions you may have!





# Table of Contents

## X-SERIES

Page 7



## XTR-SERIES

Page 15



## F-SERIES

Page 27



## XTE-SERIES

Page 41



## R-SERIES

Page 57



We Do Things A Little Differently: FAQ .....	3
Accessories .....	67
Construction .....	83
Choose Your Power .....	82
WOWranty .....	86
Our Story .....	90

# We do things a little differently.

## Is Legend Canadian?

Yes. We are a Canadian company. We live and play where you do. We understand boating in the unique Canadian wilderness. It's different here, and that's why each and every model is designed by Canadians and built for Canadians. From thicker aluminum to full stand-up tops, we make sure that Mother Nature is no match for your Legend.

## Are Legend boats built in Canada?

Yes and No. Our product developers seek out quality manufacturers throughout North America who can produce in the most cost effective way. By outsourcing component manufacturing and then performing all final assembly, sales, service, and warranty right here in Canada, we ensure that the end product is fit for the Great Canadian outdoors.

## It seems like everyone's warranty is pretty much the same. Is that the case?

Well, at first glance it appears that most companies are offering some sort of lifetime warranty, and it's easy to assume that all warranties are the same, but the devil is in the details. By details, we're talking about the fine print. Our **6 year WOWranty** combined with our **Lifetime** hull warranties give you the absolute best warranty coverage, bar none. Not only do we cover more stuff for longer, but the best part is that everything is taken care of right here in Canada.

## Someone told me Legend boats are underpowered. Is that true?

No. You can actually power your boat with the engine of your choice. Each Legend boat model is designed and packaged with a Mercury motor large enough to get you and a friend on the water to experience the boating lifestyle with minimal investment. We understand that everyone's boating needs are different, and that the packaged motor may not suit your needs. That's why we make it easy to choose the perfect Mercury outboard to power all of your on-water activities. So, whether you want to troll all day, bring the kids tubing, cruise with your family or pull two water skiers, we'll help you select the engine that's just right.

## Why do you only package your boats with Mercury outboards?

We partner exclusively with Mercury because of their proven quality, value, reliability, service and features. With the large number of clients we help onto the water each year in Canada, other outboard manufacturers would love us to package with their brand. Mercury appreciates our business so much, they offer us exclusive savings that we simply pass on to you. That's how we package with the oldest, largest, number one outboard engine brand at such an incredible price. On top of a great price, by purchasing a complete custom package you'll enjoy consistent performance and one-location servicing.

## We give you the most standard equipment

We've outfitted our boats with more equipment for less. Things that you would have to pay thousands of dollars extra for with other brands are simply part of our value-packed models. Many of our Legend packages have standard features like Dura-deck vinyl floors, automatic bilge pumps, and a bunch of other great stuff that is optional in other brands. When it comes to value, we're proud to say that nobody compares. We have more equipment for less than any other brand!

## You claim your quality is good but your prices are low. How is that possible?

You get what you pay for right? Well in most cases, yes. But at Legend, we never sacrifice quality in order to reduce cost. Our use of quality brand name products in our packages such as Shoreland'r trailers, MotorGuide trolling motors and Mercury outboards - the largest brands in boating - speak for themselves. To keep prices low, we build fewer models in higher volumes and package each model with the same popular features. By purchasing thousands of each component, such as full stand-up tops, fish finders and GPS', we can offer you unbelievably high quality at incredibly low prices. That's how we do it.





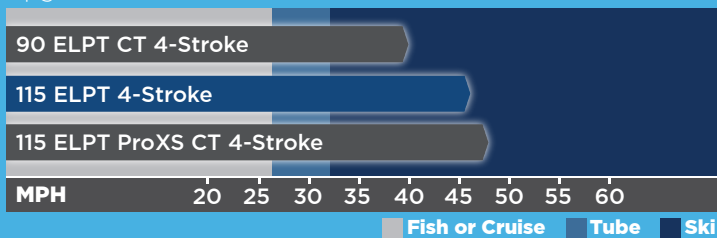


## Let us help you choose the Mercury motor that's right for you!

- 1** Decide on the performance you want and which activities interest you most: Fish, Cruise, Tube or Ski.
- 2** Each boat shows a list of motor choices with speeds, pricing and weekly payments.
- 3** Choose the motor that gives you the speed and performance you desire that overlaps the activities you want to enjoy.

### CHOOSE YOUR POWER

Upgrade from a 90 ELPT 4-Stroke to a:





# All Models


## Full-windshield



## Side Consoles



## Tiller Models





**18 XTE**  
PG 53



**QUICK SPECS**  
**Centerline Length** 17'6"  
**Towing Weight** 2534lbs  
**Beam** 90"

**F17**  
PG 29



**QUICK SPECS**  
**Centerline Length** 16'7"  
**Towing Weight** 2566lbs  
**Beam** 90"

**F17 PRO**  
PG 31



**QUICK SPECS**  
**Centerline Length** 16'7"  
**Towing Weight** 2566lbs  
**Beam** 90"

**X16**  
PG 9



**QUICK SPECS**  
**Centerline Length** 16'6"  
**Towing Weight** 2190lbs  
**Beam** 82"

**16 XTR**  
PG 19



**QUICK SPECS**  
**Centerline Length** 16'6"  
**Towing Weight** 2190lbs  
**Beam** 82"

**16 XTE SPORT**  
PG 51



**QUICK SPECS**  
**Centerline Length** 16'6"  
**Towing Weight** 1920lbs  
**Beam** 82"

**16 XTE**  
PG 49



**QUICK SPECS**  
**Centerline Length** 16'6"  
**Towing Weight** 1900lbs  
**Beam** 82"

**15 ALLSPORT**  
PG 61



**QUICK SPECS**  
**Centerline Length** 15'1"  
**Towing Weight** 1450lbs  
**Beam** 76"

**16 XTE TILLER**  
PG 43



**QUICK SPECS**  
**Centerline Length** 16'6"  
**Towing Weight** 1580lbs  
**Beam** 82"

**16 PROSPORT LS**  
PG 64



**QUICK SPECS**  
**Centerline Length** 16'2"  
**Towing Weight** 1300lbs  
**Beam** 68"

**16 WIDEBODY**  
PG 65



**QUICK SPECS**  
**Centerline Length** 16'2"  
**Towing Weight** 1040lbs  
**Beam** 68"

**14 PROSPORT LS**  
PG 64



**QUICK SPECS**  
**Centerline Length** 14'3"  
**Towing Weight** 1250lbs  
**Beam** 68"

**14 WIDEBODY**  
PG 65



**QUICK SPECS**  
**Centerline Length** 14'3"  
**Towing Weight** 857lbs  
**Beam** 68"

**14 ULTRALITE**  
PG 66



**QUICK SPECS**  
**Centerline Length** 13'10"  
**Beam** 59"

**12 ULTRALITE**  
PG 66



**QUICK SPECS**  
**Centerline Length** 11'9"  
**Beam** 56"

20'  
15'  
10'  
5'  
0'

20'  
15'  
10'  
5'  
0'



# X-SERIES



ENJOY YOUR FAMILY TIME ON THE WATER HOWEVER YOU  
LIKE TO SPEND IT.

X16 • X18 • X20





### BOW RIDER SEATING AND STORAGE

Not only can you comfortably sit 2 extra people in the bow of your X-Series, but when you lift the cushions, you reveal an aerated livewell and all sorts of extra storage.



### SAFE, LOCKABLE STORAGE

The lockable side storage compartments go all the way up to the consoles and all the way back to the stern, offering tons of room for your gear and valuables.




### COMMAND-VU CONSOLE

Be a master of the water with your gauges, Bluetooth® stereo, switches, GPS and fish finder, all built-in and illuminated. You're truly in control when you're behind this helm.



### IN-FLOOR ROD LOCKER STORAGE

Keep those rods locked, safe and out of the way in your X18 or X20.



### EXTENDA-DECK CONVERTA-BENCH

Sit 3 extra people on the bench, waterski with the removable ski pylon, or sit 2 fishing chairs for the ultimate rear casting deck. Flexibility meets comfort. On the X16, this bench is a 50/50 split design.



### REMOVABLE SKI PYLON

Each X-Series model preferred equipment package includes this solid aluminum bar that quickly removes for storage.

## WE'VE GOT YOU COVERED

**.100**  
GAUGE

**.100 Gauge**  
Perfect-Flex Aluminum



**All-Welded**  
Aluminum Hull



**Leakproof**  
For Life Warranty

**6YR**

**6-Year**  
WOWranty



# X-SERIES X16

With Mercury 60 ELPT 4-Stroke and Glide-on Trailer



**SCAN THE QR CODE**  
with your mobile phone camera for your

**ALL-IN PRICE**  
NO EXTRA FEES\*



## 50/50 SPLIT CONVERTA-BENCH



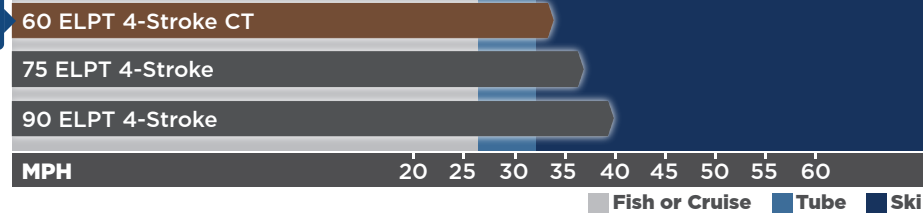
The EZ-Flip 50/50 Split Extenda-Deck Converta-Bench provides ample seating. It flips easily in seconds into a large rear casting deck for optimal space.

## CHOOSE YOUR POWER

Upgrade from a 60 ELPT 4-Stroke



Most Popular



## SPECIFICATIONS

Length	16'6"	Beam	82"
Hull Depth	37"	Inside Depth	25"
Aluminum Thickness	0.100	Maximum Horsepower	90
Maximum Capacity	1393 lbs	Bottom Width	69"
Package Length	18'4"	Package Width	82"
Towing Weight	2190 lbs	Fuel Capacity	42 L



## TAKE A CLOSER LOOK

These details are what make the **Legend Difference**



Full Stand-Up All-Weather Top. **Included**



Coolbox keeps up to 12 drinks cold at a time.



Solid aluminum removable ski pylon.



Dual safe lockable side storage for your rods and gear.



Huge casting deck includes an oversized aerated livewell, bait bucket, and extra storage.



Gauges, Bluetooth stereo, switches, and Ram-mounted GPS fish finder.

## PREFERRED EQUIPMENT PACKAGE

These features are typically optional on most comparable models, but come standard for you to enjoy on the X16.

	INCLUDED:
FULL STAND-UP ALL-WEATHER TOP	✓
BOW CUSHIONS W/ CONTOURED BACKRESTS	✓
BLUETOOTH AM/FM STEREO W/ MP3 PORT AND 2 SPEAKERS	✓
RAM MOUNTED 5" GPS FISH/DEPTH FINDER	✓
INTERIOR LED AMBIENT LIGHTING	✓
TILT STEERING	✓
SPACE-SAVING TRAILER SWING TONGUE	✓
REMOVABLE SOLID BRUSHED ALUMINUM SKI PYLON	✓
SWIM PLATFORM W/ FOLD DOWN STEP	✓
EZ-LOAD TRAILER GUIDES	✓
DRIVER'S SEAT SLIDER	✓
12 VOLT POWER OUTLET	✓
BIG WHEEL BACKSAVER JACK AND DOLLY	✓
LEGEND QUICK LATCH TIE DOWNS	✓

**For a Limited Time...You Pay: \$0.**

### WE'VE GOT YOU COVERED

**.100**  
GAUGE

**.100 Gauge**  
Perfect-Flex Aluminum



**All-Welded**  
Aluminum Hull



**Leakproof**  
For Life Warranty



**6YR**

**6-Year**  
WOWranty

## STANDARD FEATURES - ALWAYS INCLUDED

### ADDITIONAL FEATURES

- 5 Mooring Cleats or Handles
- Removable navigation and anchor lights
- Pre-wired for electric trolling motor
- Under-floor fuel tank - 42 L
- Removable Solid Brushed Aluminum Ski Pylon
- Automatic bilge pump
- Interior courtesy lights

### DECKS AND STORAGE

- Large front casting deck w/ oversized storage
- Large rear casting deck w/ seat mount and storage
- Port and starboard integral lockable rod boxes - 7"
- Perko T-handle flush locks
- Rear battery storage area
- 8 drink holders

### SEATING

- EZ-Fold Extenda-Deck Converta-Bench
- Removable ErgoMax swivel chairs - 2

### LIVEWELL(S)

- Bow livewell - Aerated - 114 L
- Integrated bait bucket
- Threaded Sure-Lock stand pipe w/ overflow protection

### CONSOLE

- Deluxe Command-Vu console w/ integrated drink holder
- Deluxe passenger console w/ integrated cool box
- Speedometer, voltmeter, fuel gauge, tachometer
- EZ Reset Circuit Breakers
- Illuminated switches and gauges
- High profile clear-curved walk-through windshield
- Horn

### CONSTRUCTION

- .100 gauge super-thick two-piece alum. hull construction
- Aluminum Corner Caps
- 10° Deep-V hull w/ hard chines
- Injected and level foam floatation
- Stainless Steel transom and bow eyes
- Treated 7-ply marine-grade plywood floor and decks
- EZ-clean Dura-Deck vinyl floor and marine carpet
- Large and practical slip-resistant side decks
- 3M highly reflective safety striping on Legend name
- Torsion beam energy transfer system



Add a MinnKota PowerDrive Trolling Motor



Add a MinnKota Terrova Trolling Motor

Looking for more information? See: Family and Fishing Boats Accessories | PG 67

Visit [legendboats.com](http://legendboats.com)  
**TO SEE IT UP CLOSE**



# X-SERIES X18

With Mercury 90 ELPT 4-Stroke and Glide-on Trailer



**SCAN THE QR CODE**  
with your mobile phone camera for your

**ALL-IN PRICE**  
NO EXTRA FEES\*



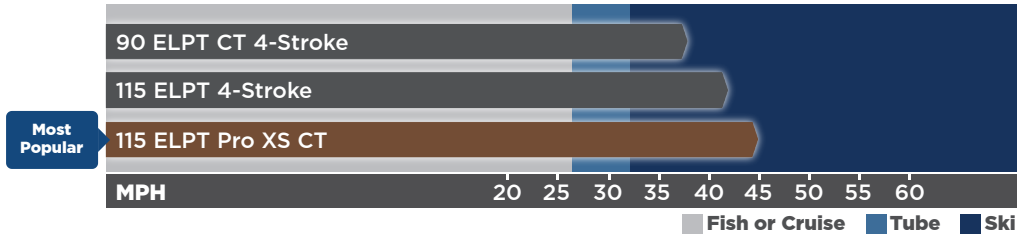
## EZ-FLIP EXTENDA-DECK CONVERTA-BENCH



The Extenda-Deck Converta-Bench allows you to sit 3 extra people, waterski with the removable ski pylon, or sit 2 fishing chairs for the ultimate aft casting deck.

## CHOOSE YOUR POWER

Upgrade from a 90 ELPT 4-Stroke



## SPECIFICATIONS

Length	17'6"	Beam	90"
Hull Depth	41"	Inside Depth	26"
Aluminum Thickness	0.100	Maximum Horsepower	150
Maximum Capacity	1744 lbs	Bottom Width	76"
Package Length	19'9"	Package Width	92"
Towing Weight	2553 lbs	Fuel Capacity	95 L



## TAKE A CLOSER LOOK

These details are what make the **Legend Difference**



Full Stand-Up All-Weather Top. **Included**



Keep 6 rods out of the way with lockable in-floor rod storage.



Remove the bow cushions to reveal an aerated 19 US GAL livewell and tons of storage.



Gauges, Bluetooth stereo, switches, and Ram-mounted GPS fish finder.



Solid aluminum removable ski pylon.



Passenger console features a coolbox to keep 12 drinks cool.

### WE'VE GOT YOU COVERED

**.100**  
GAUGE

**.100 Gauge**  
Perfect-Flex Aluminum



**All-Welded**  
Aluminum Hull



**Leakproof**  
For Life Warranty



**6YR**

**6-Year**  
WOWranty

## STANDARD FEATURES - ALWAYS INCLUDED

### ADDITIONAL FEATURES

- 5 Mooring Cleats or Handles
- Removable navigation and anchor lights
- Pre-wired for electric trolling motor
- Built-in fuel tank - 95 L
- Removable Solid Brushed Aluminum Ski Pylon
- Automatic bilge pump
- Interior courtesy lights

### DECKS AND STORAGE

- Large front casting deck w/ oversized storage
- Large rear casting deck w/ seat mount and storage
- Port and starboard integral lockable rod boxes - 7"
- Perko T-handle flush locks
- Rear battery storage area
- 7 drink holders
- Lockable in-floor rod locker w/ tube holders for 6 rods

### SEATING

- EZ-Fold Extenda-Deck Converta-Bench
- 4 on the floor seat base configuration
- Removable ErgoMax swivel chairs - 2

### LIVEWELL(S)

- Bow livewell - Aerated - 72 L
- Stern livewell - Aerated - 45 L
- Threaded Sure-Lock stand pipe w/ overflow protection

### CONSOLE

- Deluxe Command-Vu console w/ integrated drink holder
- Deluxe passenger console w/ integrated cool box
- Speedometer, voltmeter, fuel gauge, tachometer
- EZ Reset Circuit Breakers
- Illuminated switches and gauges
- High profile clear-curved walk-through windshield
- Horn

### CONSTRUCTION

- .100 gauge super-thick two-piece alum. hull construction
- 17° Deep-V hull w/ hard chines
- Injected and level foam floatation
- Stainless Steel transom and bow eyes
- Treated 7-ply marine-grade plywood floor and decks
- EZ-clean Dura-Deck vinyl floor and marine carpet
- Large and practical slip-resistant side decks
- 3M highly reflective safety striping on Legend name
- Torsion beam energy transfer system

## PREFERRED EQUIPMENT PACKAGE

These features are typically optional on most comparable models, but come standard for you to enjoy on the X18.

	INCLUDED:
FULL STAND-UP ALL-WEATHER TOP	✓
BOW CUSHIONS W/ CONTOURED BACKRESTS	✓
BLUETOOTH AM/FM STEREO W/ MP3 PORT AND 2 SPEAKERS	✓
RAM MOUNTED 5" GPS FISH/DEPTH FINDER	✓
INTERIOR LED AMBIENT LIGHTING	✓
TILT STEERING	✓
SPACE-SAVING TRAILER SWING TONGUE	✓
REMOVABLE SOLID BRUSHED ALUMINUM SKI PYLON	✓
SWIM PLATFORM W/ FOLD DOWN STEP	✓
EZ-LOAD TRAILER GUIDES	✓
DRIVER'S SEAT SLIDER	✓
12 VOLT POWER OUTLET	✓
BIG WHEEL BACKSAVER JACK AND DOLLY	✓
LEGEND QUICK LATCH TIE DOWNS	✓

**For a Limited Time...You Pay: \$0.**



Add a MinnKota PowerDrive Trolling Motor



Add a MinnKota Terrova Trolling Motor

Looking for more information? See: Family and Fishing Boats Accessories | PG 67

Visit [legendboats.com](http://legendboats.com)  
**TO SEE IT UP CLOSE**



# X-SERIES X20

With Mercury 115 EXLPT 4-Stroke and Glide-on Trailer



**SCAN THE QR CODE**

with your mobile phone camera for your

**ALL-IN  
PRICE**

NO EXTRA FEES\*



## EZ-FLIP EXTENDA-DECK CONVERTA-BENCH



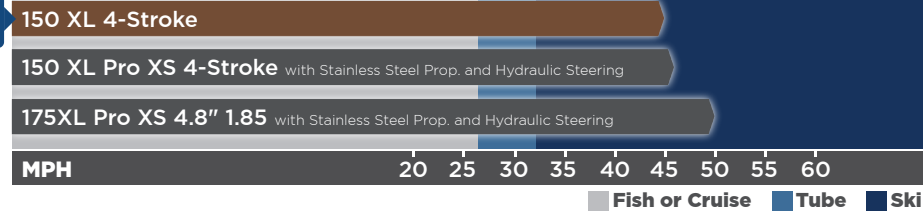
The Extenda-Deck Converta-Bench allows you to sit 3 extra people, waterski with the removable ski pylon, or sit 2 fishing chairs for the ultimate aft casting deck.

## CHOOSE YOUR POWER

Upgrade from a 115 EXLPT 4-Stroke



Most Popular



## SPECIFICATIONS

Length	19'6"	Beam	97"
Hull Depth	45"	Inside Depth	31"
Aluminum Thickness	0.100	Maximum Horsepower	175
Maximum Capacity	1949 lbs	Bottom Width	76"
Package Length	21'1"	Package Width	100"
Towing Weight	2980 lbs	Fuel Capacity	132 L



## TAKE A CLOSER LOOK

These details are what make the **Legend Difference**



Full Stand-Up All-Weather Top. **Included**



Keep 6 rods out of the way with lockable in-floor rod storage.



Gauges, Bluetooth stereo, switches, and Ram-mounted GPS fish finder.



Removable brushed aluminum ski pylon.



Bow rider seating and storage.



Passenger console features a coolbox to keep 12 drinks cool.

### WE'VE GOT YOU COVERED

**.100**  
GAUGE

**.100 Gauge**  
Perfect-Flex Aluminum



**All-Welded**  
Aluminum Hull



**Leakproof**  
For Life Warranty



**6YR**

**6-Year**  
WOWranty

## STANDARD FEATURES - ALWAYS INCLUDED

### ADDITIONAL FEATURES

- 5 Mooring Cleats or Handles
- Removable navigation and anchor lights
- Pre-wired for electric trolling motor
- Built-in under-floor fuel tank - 132 L
- Removable Solid Brushed Aluminum Ski Pylon
- Automatic bilge pump
- Interior courtesy lights

### DECKS AND STORAGE

- Large front casting deck w/ oversized storage
- Large rear casting deck w/ seat mount and storage
- Port and starboard integral lockable rod boxes - 9'
- Perko T-handle flush locks
- Rear battery storage area
- Drink holders - 7
- Lockable in-floor rod locker w/ tube holders for 6 rods

### SEATING

- Legend EZ-Flip Extenda-Deck Converta-Bench
- 4 on the floor seat base configuration
- Removable ErgoMax swivel chairs - 2
- Deluxe Reclining Ergomax Captain's Chair w/ Headrest

### LIVEWELL(S)

- Bow livewell - Aerated - 57 L
- Stern livewell - Aerated - 57 L
- Threaded Sure-Lock stand pipe w/ overflow protection

### CONSOLE

- Deluxe Command-Vu console w/ integrated drink holder
- Deluxe passenger console w/ integrated cool box
- Speedometer, voltmeter, fuel gauge, tachometer
- EZ Reset Circuit Breakers
- Illuminated switches and gauges
- High profile clear-curved walk-through windshield
- Horn

### CONSTRUCTION

- .100 gauge super-thick two-piece alum. hull construction
- Injected and level foam floatation
- Stainless Steel transom and bow eyes
- Treated 7-ply marine-grade plywood floor and decks
- EZ-clean Dura-Deck vinyl floor and marine carpet
- Large and practical slip-resistant side decks
- 3M highly reflective safety striping on Legend name
- Torsion beam energy transfer system
- 19° Deep-V hull w/ reverse chines

## PREFERRED EQUIPMENT PACKAGE

These features are typically optional on most comparable models, but come standard for you to enjoy on the X20.

	INCLUDED:
FULL STAND-UP ALL-WEATHER TOP	✓
DELUXE RECLINING ERGOMAX CAPTAIN'S CHAIR W/ HEADREST	✓
BOW CUSHIONS W/ CONTOURED BACKRESTS	✓
BLUETOOTH AM/FM STEREO W/ MP3 PORT AND 2 SPEAKERS	✓
RAM MOUNTED 5" GPS FISH/DEPTH FINDER	✓
INTERIOR LED AMBIENT LIGHTING	✓
TILT STEERING	✓
SPACE-SAVING TRAILER SWING TONGUE	✓
REMOVABLE SOLID BRUSHED ALUMINUM SKI PYLON	✓
SWIM PLATFORM W/ FOLD DOWN STEP	✓
EZ-LOAD TRAILER GUIDES	✓
DRIVER'S SEAT SLIDER	✓
12 VOLT POWER OUTLET	✓
BIG WHEEL BACKSAVER JACK AND DOLLY	✓
LEGEND QUICK LATCH TIE DOWNS	✓

**For a Limited Time...You Pay: \$0.**



Add a MinnKota PowerDrive Trolling Motor



Add a MinnKota Terrova Trolling Motor

Looking for more information? See: Family and Fishing Boats Accessories | PG 67

Visit [legendboats.com](http://legendboats.com)

TO SEE IT **UP CLOSE**



# XTR-SERIES



THE WATER WON'T KNOW WHAT HIT IT.

16 XTR SC Sport • 16 XTR • 18 XTR • 18 XTR Troller • 20 XTR Troller





### NAVIGATOR CONSOLE

You're armed with a built in 5" Colour GPS/fish finder with navigation, Bluetooth AM/FM stereo with MP3 port and 2 speakers, a multi-gauge and switches, all illuminated for early morning and late night trips.



### FISHING SPACE

Huge casting deck. All-vinyl floors. Easy to clean: Just hose it down.



### LIVEWELL

Aerated, tournament-size livewell, complete with separate bait bucket.



### SAFE, LOCKABLE STORAGE

Side storage compartment that runs the entire length of the cockpit to keep everything from your rods to extra gear locked up and safe.



### BOW CUSHIONS

Add optional bow cushions to the 16 XTR, 18 XTR, 18 XTR Troller, or 20 XTR Troller for the ultimate crossover.



### 18 AND 20 XTR TROLLER: FLEXIBLE BIG-WATER BACK END

Remove the two rear jump seats to create a safe, comfortable walk-in area for those rough downrigging days on the big water. A 25" Extra-Long transom increases rough water safety.

## WE'VE GOT YOU COVERED

**.100**  
GAUGE

**.100 Gauge**  
Perfect-Flex Aluminum



**All-Welded**  
Aluminum Hull



**Leakproof**  
For Life Warranty

+

**6YR**

**6-Year**  
WOWranty

XTR-SERIES

# 16 XTR SC SPORT

With Mercury 40 ELPT 4-Stroke and Glide-on Trailer



SCAN THE QR CODE

with your mobile phone camera for your

**ALL-IN  
PRICE**

NO EXTRA FEES\*



## 50/50 SPLIT CONVERTA-BENCH



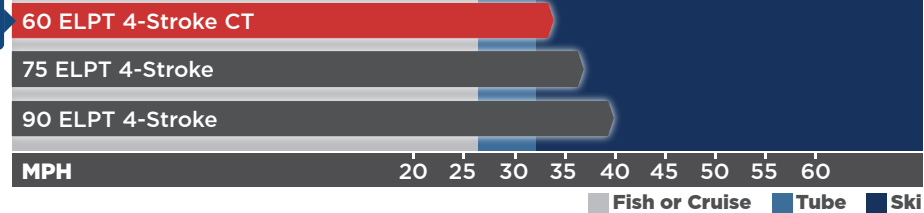
The EZ-Flip 50/50 Split Extenda-Deck Converta-Bench provides ample seating. It flips easily in seconds into a large rear casting deck for optimal space.

## CHOOSE YOUR POWER

Upgrade from a 40 ELPT 4-Stroke



Most Popular



## SPECIFICATIONS

Length	16'6"	Beam	82"
Hull Depth	37"	Inside Depth	25"
Aluminum Thickness	0.100	Maximum Horsepower	90
Maximum Capacity	1393 lbs	Bottom Width	69"
Package Length	18'4"	Package Width	82"
Towing Weight	1890 lbs	Fuel Capacity	42 L



## TAKE A CLOSER LOOK

These details are what make the **Legend Difference**



Integrated swim platform makes it easy to jump in and out of the water.



Enjoy a tournament-sized livewell with separate bait bucket.



Safe lockable side storage for rods and gear.



Built-in Bluetooth stereo and fully illuminated gauges and switches.



GPS Fish and Depth Finder.



A super smooth ride

### WE'VE GOT YOU COVERED

**.100**  
GAUGE

**.100 Gauge**  
Perfect-Flex Aluminum



**All-Welded**  
Aluminum Hull



**Leakproof**  
For Life Warranty



**6YR**

**6-Year**  
WOWranty

## STANDARD FEATURES - ALWAYS INCLUDED

### ADDITIONAL FEATURES

- 5 Mooring Cleats or Handles
- Removable navigation and anchor lights
- Pre-wired for 12V electric trolling motor
- Under-floor fuel tank - 42 L
- Automatic bilge pump

### DECKS AND STORAGE

- Large front casting deck w/ oversized storage
- Large rear casting deck w/ seat mount and storage
- Port and starboard integral lockable rod boxes - 7"
- Perko T-handle flush locks
- Rear battery storage area
- 5 drink holders

### SEATING

- Legend EZ-Flip Extenda-Deck Converta-Bench
- 4 on the floor seat base configuration
- Removable ErgoMax swivel chairs - 2

### LIVEWELL(S)

- Bow livewell - Aerated - 114 L
- Integrated bait bucket
- Threaded Sure-Lock stand pipe w/ overflow protection

### CONSOLE

- Navigator console with built-in 5" GPS fishfinder
- Chrome-bezeled multi-function tachometer w/ fuel gauge
- EZ-reset circuit breakers, switches and gauges
- Horn

### CONSTRUCTION

- .100 gauge super-thick two-piece alum. hull construction
- 10° Deep-V hull w/ reverse chines
- Injected and level foam flotation
- Stainless Steel transom and bow eyes
- Treated 7-ply marine-grade plywood floor and decks
- EZ-clean Dura-Deck vinyl floor
- Large and practical slip-resistant side decks
- 3M highly reflective safety striping on Legend name
- Torsion beam energy transfer system

## PREFERRED EQUIPMENT PACKAGE

These features are typically optional on most comparable models, but come standard for you to enjoy on the 16 XTR SC SPORT.

INCLUDED:

BLUETOOTH AM/FM STEREO W/ MP3 PORT AND 2 SPEAKERS



IN-DASH 5" GPS FISH/DEPTH FINDER



INTERIOR LED AMBIENT LIGHTING



TILT STEERING



SPACE-SAVING TRAILER SWING TONGUE



SWIM PLATFORM W/ FOLD DOWN STEP



EZ-LOAD TRAILER GUIDES



DRIVER'S SEAT SLIDER



12 VOLT POWER OUTLET



BIG WHEEL BACKSAVER JACK AND DOLLY



LEGEND QUICK LATCH TIE DOWNS



**For a Limited Time...You Pay: \$0.**



Add a MinnKota PowerDrive Trolling Motor



Add a MinnKota Terrova Trolling Motor

Looking for more information? See: Family and Fishing Boats Accessories | PG 67

Visit [legendboats.com](http://legendboats.com)  
TO SEE IT **UP CLOSE**



**XTR-SERIES**  
**16 XTR**

With Mercury 60 ELPT 4-Stroke and Glide-on Trailer



**SCAN THE QR CODE**  
with your mobile phone camera for your

**ALL-IN PRICE**  
NO EXTRA FEES\*



**50/50 SPLIT CONVERTA-BENCH.**



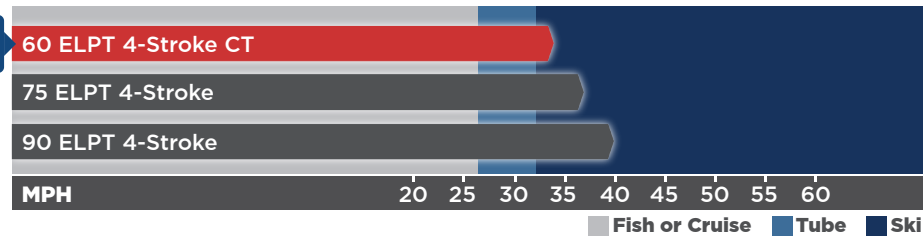
The EZ-Flip 50/50 Split Extenda-Deck Converta-Bench provides ample seating. It flips easily in seconds into a larger aft casting deck for optimal space.

**CHOOSE YOUR POWER**

Upgrade from a 60 ELPT 4-Stroke



Most Popular



**SPECIFICATIONS**

Length	16'6"	Beam	82"
Hull Depth	37"	Inside Depth	25"
Aluminum Thickness	0.100	Maximum Horsepower	90
Maximum Capacity	1393 lbs	Bottom Width	69"
Package Length	18'4"	Package Width	82"
Towing Weight	2190 lbs	Fuel Capacity	42 L



## TAKE A CLOSER LOOK

These details are what make the **Legend Difference**



Bimini, full stand-up top and bow cover provide all-weather protection. **Included**



Add optional bow cushions for the ultimate crossover (#BC-16XTR).



Lockable side storage.



Bow casting deck with tournament-sized livewell and hidden storage.



Bluetooth stereo, GPS fish/depth finder, and illuminated gauges and switches.



Add an optional removable solid brushed-aluminum ski pylon (#30900430).

### WE'VE GOT YOU COVERED

**.100**  
GAUGE

**.100 Gauge**  
Perfect-Flex Aluminum



**All-Welded**  
Aluminum Hull



**Leakproof**  
For Life Warranty



**6YR**

**6-Year**  
WOWranty

## PREFERRED EQUIPMENT PACKAGE

These features are typically optional on most comparable models, but come standard for you to enjoy on the 16 XTR.

INCLUDED:

FULL STAND-UP ALL-WEATHER TOP



BOW CONTOURED BACKRESTS



IN-DASH 5" GPS FISH/DEPTH FINDER



BLUETOOTH AM/FM STEREO W/ MP3 PORT AND 2 SPEAKERS



INTERIOR LED AMBIENT LIGHTING



TILT STEERING



SPACE-SAVING TRAILER SWING TONGUE



SWIM PLATFORM W/ FOLD DOWN STEP



EZ-LOAD TRAILER GUIDES



DRIVER'S SEAT SLIDER



12 VOLT POWER OUTLET



BIG WHEEL BACKSAVER JACK AND DOLLY



LEGEND QUICK LATCH TIE DOWNS



**For a Limited Time...You Pay: \$0.**

## STANDARD FEATURES - ALWAYS INCLUDED

### ADDITIONAL FEATURES

- 5 Mooring Cleats or Handles
- Removable navigation and anchor lights
- Pre-wired for 12V electric trolling motor
- Under-floor fuel tank - 42 L
- Automatic bilge pump

### DECKS AND STORAGE

- Large front casting deck w/ oversized storage
- Large rear casting deck w/ dual seat mounts and storage
- Port and starboard integral lockable rod boxes - 7"
- Perko T-handle flush locks
- Rear battery storage area
- 6 drink holders

### SEATING

- Legend EZ-Flip Extenda-Deck Converta-Bench
- 4 on the floor seat base configuration
- Removable ErgoMax swivel chairs - 2

### LIVWELL(S)

- Bow livewell - Aerated - 114 L
- Integrated bait bucket
- Threaded Sure-Lock stand pipe w/ overflow protection

### CONSOLE

- Navigator console with built-in 5" GPS fishfinder
- Deluxe passenger console w/ extra-large glove box
- Chrome-bezeled multi-function tachometer w/ fuel gauge
- EZ-reset circuit breakers, switches and gauges
- High profile clear-curved walk-through windshield
- Horn

### CONSTRUCTION

- .100 gauge super-thick two-piece alum. hull construction
- 10° Deep-V hull w/ reverse chines
- Injected and level foam floatation
- Stainless Steel transom and bow eyes
- Treated 7-ply marine-grade plywood floor and decks
- EZ-clean Dura-Deck vinyl floor
- Large and practical slip-resistant side decks
- 3M highly reflective safety striping on Legend name
- Torsion beam energy transfer system



Add a MinnKota PowerDrive Trolling Motor



Add a MinnKota Terrova Trolling Motor

Looking for more information? See: Family and Fishing Boats Accessories | PG 67

Visit [legendboats.com](http://legendboats.com)

TO SEE IT **UP CLOSE**



# XTR-SERIES 18 XTR

With Mercury 90 ELPT 4-Stroke and Glide-on Trailer



**SCAN THE QR CODE**

with your mobile phone camera for your

**ALL-IN  
PRICE**

NO EXTRA FEES\*



## 50/50 SPLIT CONVERTA-BENCH.

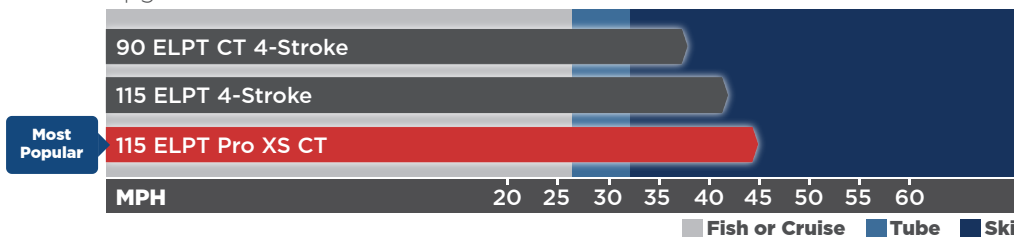


The EZ-Flip 50/50 Split Extenda-Deck Converta-Bench provides ample seating. It flips easily in seconds into a large rear casting deck for optimal space.

## CHOOSE YOUR POWER



Upgrade from a 90 ELPT 4-Stroke



## SPECIFICATIONS

Length	17'6"	Beam	90"
Hull Depth	41"	Inside Depth	26"
Aluminum Thickness	0.100	Maximum Horsepower	150
Maximum Capacity	1744 lbs	Bottom Width	76"
Package Length	19'9"	Package Width	92"
Towing Weight	2654 lbs	Fuel Capacity	95 L



## TAKE A CLOSER LOOK

These details are what make the **Legend Difference**



Bimini, full stand-up top and bow cover provide all-weather protection. **Included**



Add optional bow cushions for the ultimate crossover (#BC-18XTR).



Lockable side storage.



Tournament-sized livewell with separate bait bucket.



Bluetooth stereo, GPS fish/depth finder, and illuminated gauges and switches.



Add an optional removable solid brushed-aluminum ski pylon (#30900430).

### WE'VE GOT YOU COVERED

.100  
GAUGE

**.100 Gauge**  
Perfect-Flex Aluminum



**All-Welded**  
Aluminum Hull



**Leakproof**  
For Life Warranty



6YR

**6-Year**  
WOWranty

## STANDARD FEATURES - ALWAYS INCLUDED

### ADDITIONAL FEATURES

- 5 Mooring Cleats or Handles
- Removable navigation and anchor lights
- Pre-wired for 12/24V electric trolling motor
- Built-in under-floor fuel tank - 95 L
- Automatic bilge pump

### DECKS AND STORAGE

- Large front casting deck w/ oversized storage
- Large rear casting deck w/ dual seat mounts and storage
- Port and starboard integral lockable rod boxes - 7"
- Perko T-handle flush locks and under rear seat storage
- Rear battery storage area
- 6 drink holders
- Lockable in-floor rod locker w/ tube holders for 6 rods

### SEATING

- EZ-Fold Extenda-Deck Converta-Bench
- 4 on the floor seat base configuration
- Removable ErgoMax swivel chairs - 2

### LIVEWELL(S)

- Bow livewell - Aerated - 114 L
- Stern livewell - Aerated - 45 L
- Integrated bait bucket
- Threaded Sure-Lock stand pipe w/ overflow protection

### CONSOLE

- Navigator console with built-in 5" GPS fishfinder
- Deluxe passenger console w/ extra-large glove box
- Chrome-bezeled multi-function tachometer w/ fuel gauge
- EZ-reset circuit breakers, switches and gauges
- High profile clear-curved walk-through windshield
- Horn

### CONSTRUCTION

- .100 gauge aluminum hull and bow rib construction
- 17° Deep-V hull w/ reverse chines
- Injected and level foam floatation
- Stainless Steel transom and bow eyes
- Treated 7-ply marine-grade plywood floor and decks
- EZ-clean Dura-Deck vinyl floor
- Large and practical slip-resistant side decks
- 3M highly reflective safety striping on Legend name
- Torsion beam energy transfer system

## PREFERRED EQUIPMENT PACKAGE

These features are typically optional on most comparable models, but come standard for you to enjoy on the 18 XTR.

INCLUDED:

FULL STAND-UP ALL-WEATHER TOP



BOW CONTOURED BACKRESTS



IN-DASH 5" GPS FISH/DEPTH FINDER



BLUETOOTH AM/FM STEREO W/ MP3 PORT AND 2 SPEAKERS



INTERIOR LED AMBIENT LIGHTING



TILT STEERING



SPACE-SAVING TRAILER SWING TONGUE



SWIM PLATFORM W/ FOLD DOWN STEP



EZ-LOAD TRAILER GUIDES



DRIVER'S SEAT SLIDER



12 VOLT POWER OUTLET



BIG WHEEL BACKSAVER JACK AND DOLLY



LEGEND QUICK LATCH TIE DOWNS



**For a Limited Time...You Pay: \$0.**



Add a MinnKota PowerDrive Trolling Motor



Add a MinnKota Terrova Trolling Motor

Looking for more information? See: Family and Fishing Boats Accessories | PG 67

Visit [legendboats.com](http://legendboats.com)

TO SEE IT **UP CLOSE**



XTR-SERIES

# 18 XTR TROLLER

With Mercury 90 EXLPT 4-Stroke and Glide-on Trailer



SCAN THE QR CODE

with your mobile phone camera for your

**ALL-IN  
PRICE**

NO EXTRA FEES\*



## BUILT FOR BIG WATER ADVENTURE



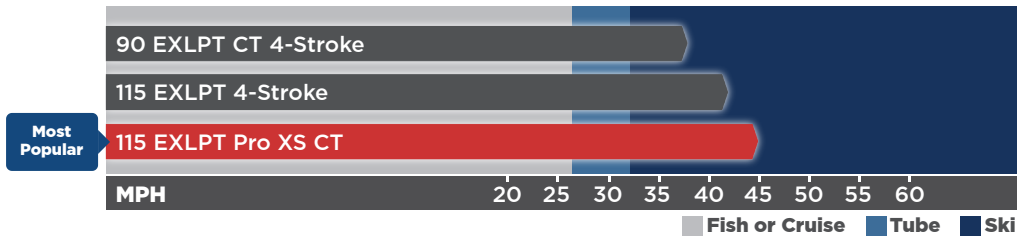
Rear fishing area features rod holders and ample storage for all of your gear



Remove the rear jump seats for a comfortable walk-in downrigging area

## CHOOSE YOUR POWER

Upgrade from a 90 EXLPT 4-Stroke



## SPECIFICATIONS

Length	17'6"	Beam	90"
Hull Depth	41"	Inside Depth	26"
Aluminum Thickness	0.100	Maximum Horsepower	150
Maximum Capacity	1744 lbs	Bottom Width	76"
Package Length	19'9"	Package Width	92"
Towing Weight	2553 lbs	Fuel Capacity	95 L



## TAKE A CLOSER LOOK

These details are what make the **Legend Difference**



Add up to two optional downriggers for the ultimate fishing boat..



Bimini, full stand-up top and bow cover provide all-weather protection. **Included**



Keep 6 rods out of the way with lockable in-floor rod storage.



Bluetooth stereo, GPS fish/depth finder, and illuminated gauges and switches.



Add optional bow cushions for the ultimate crossover (#BC-18XTR).



Enjoy a tournament-sized livewell with separate bait bucket.

### WE'VE GOT YOU COVERED

**.100**  
GAUGE

**.100 Gauge**  
Perfect-Flex Aluminum



**All-Welded**  
Aluminum Hull



**Leakproof**  
For Life Warranty



**6YR**

**6-Year**  
WOWranty

## PREFERRED EQUIPMENT PACKAGE

These features are typically optional on most comparable models, but come standard for you to enjoy on the 18 XTR TROLLER.

**INCLUDED:**

FULL STAND-UP ALL-WEATHER TOP



BOW CONTOURED BACKRESTS



IN-DASH 5" GPS FISH/DEPTH FINDER



BLUETOOTH AM/FM STEREO W/ MP3 PORT AND 2 SPEAKERS



INTERIOR LED AMBIENT LIGHTING



TILT STEERING



SPACE-SAVING TRAILER SWING TONGUE



SWIM PLATFORM W/ FOLD DOWN STEP



EZ-LOAD TRAILER GUIDES



DRIVER'S SEAT SLIDER



12 VOLT POWER OUTLET



BIG WHEEL BACKSAVER JACK AND DOLLY



LEGEND QUICK LATCH TIE DOWNS



**For a Limited Time...You Pay: \$0.**

## STANDARD FEATURES - ALWAYS INCLUDED

### ADDITIONAL FEATURES

- Automatic bilge pump
- Big Wheel Backsaver Jack and Dolly
- Straight-line trailer load guides
- Legend Quick Latch Tie Downs
- Navigator console w/ built-in 5" GPS Fishfinder
- 2 Deluxe Rod Holders

### SAFETY

- Rear swim platform

### DECKS AND STORAGE

- Port and starboard rod boxes
- In-floor rod locker

### SEATING

- EZ-Fold Extenda-Deck Converta-Bench
- 2 Premium Contour Swivel Chairs
- Bow Contoured Backrests
- Driver's Seat Slider

### LIVEWELL(S)

- Bow livewell - Aerated - 114 L

### CONSOLE

- Navigator console with built-in 5" GPS fishfinder
- Fuel Gauge
- Voltmeter
- Tachometer
- Speedometer
- Horn
- EZ Reset Circuit Breakers
- Illuminated switches and gauges

### CONSTRUCTION

- .100 gauge super-thick two-piece alum. hull construction
- 2-piece hull w/ no side seams
- H34 PerfectFlex aluminum
- Torsion beam hull construction
- Injected level floatation
- 7 layer, individually treated plywood floor
- Interlocking bow ribs
- Internal lateral support ribs spaced 9" apart
- Lap-straked sidewalls
- Intelliflex hull construction
- Solid locking extrusions
- 17° Deep-V hull w/ reverse chines
- 5 chrome mooring cleats



Add a MinnKota PowerDrive Trolling Motor



Add a MinnKota Terrova Trolling Motor

Looking for more information? See: Family and Fishing Boats Accessories | PG 67

Visit [legendboats.com](http://legendboats.com)  
**TO SEE IT UP CLOSE**



# XTR-SERIES 20 XTR TROLLER

With Mercury 115 EXLPT 4-Stroke and Glide-on Trailer



**SCAN THE QR CODE**

with your mobile phone camera for your

**ALL-IN  
PRICE**

NO EXTRA FEES\*



Shown with two optional downriggers.

## BUILT FOR BIG WATER ADVENTURE



Rear fishing area features rod holders and ample storage for all of your gear



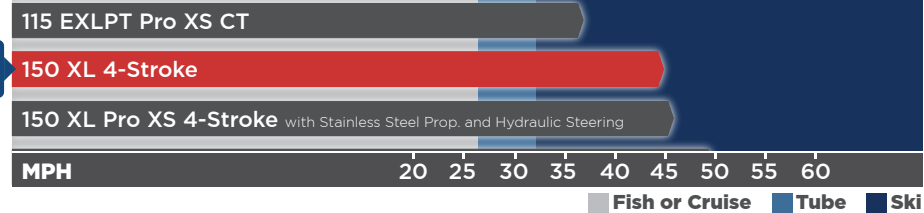
Remove the rear jump seats for a comfortable walk-in downrigging area

## CHOOSE YOUR POWER

Upgrade from a 115 EXLPT 4-Stroke



Most Popular



## SPECIFICATIONS

Length	19'6"	Beam	97"
Hull Depth	45"	Inside Depth	31"
Aluminum Thickness	0.100	Maximum Horsepower	175
Maximum Capacity	1949 lbs	Bottom Width	76"
Package Length	21'1"	Package Width	100"
Towing Weight	2996 lbs	Fuel Capacity	132 L



## TAKE A CLOSER LOOK

These details are what make the **Legend Difference**



Add up to two optional downriggers for the ultimate fishing boat..



Keep all your rods ready to go with port and starboard rod storage.



20 XTR in-floor rod storage.



Enjoy a massive tournament-sized livewell and all-vinyl floors.



Keep your boat clean with the EZ-clean washdown system.



Bimini, full stand-up top and bow cover provide all-weather protection. **Included**

### WE'VE GOT YOU COVERED

.100  
GAUGE

**.100 Gauge**  
Perfect-Flex Aluminum



**All-Welded**  
Aluminum Hull



**Leakproof**  
For Life Warranty



6YR

**6-Year**  
WOWranty

## STANDARD FEATURES - ALWAYS INCLUDED

### ADDITIONAL FEATURES

- 5 Mooring Cleats or Handles
- Removable navigation and anchor lights
- Pre-wired for 12/24V electric trolling motor
- Built-in under-floor fuel tank - 132 L
- Automatic bilge pump

### DECKS AND STORAGE

- Large front casting deck w/ oversized storage
- Perko T-handle flush locks and under rear seat storage
- Rear battery storage area
- 6 drink holders
- Lockable in-floor rod locker w/ tube holders for 6 rods

### SEATING

- 4 on the floor seat base configuration
- Removable ErgoMax swivel chairs - 2
- Deluxe Reclining Ergomax Captain's Chair w/ Headrest

### LIVEWELL(S)

- Aerated bow livewell - 140 L
- Threaded Sure-Lock stand pipe w/ overflow protection

### CONSOLE

- Navigator console with built-in 5" GPS fishfinder
- Deluxe passenger console w/ extra-large glove box
- Chrome-bezeled multi-function tachometer w/ fuel gauge
- EZ-reset circuit breakers, switches and gauges
- High profile clear-curved walk-through windshield
- Horn

### CONSTRUCTION

- .100 gauge super-thick two-piece alum. hull construction
- 17° Deep-V hull w/ reverse chines
- Injected and level foam floatation
- Stainless Steel transom and bow eyes
- Treated 7-ply marine-grade plywood floor and decks
- EZ-clean Dura-Deck vinyl floor
- Large and practical slip-resistant side decks
- 3M highly reflective safety striping on Legend name
- Torsion beam energy transfer system

## PREFERRED EQUIPMENT PACKAGE

These features are typically optional on most comparable models, but come standard for you to enjoy on the 20 XTR TROLLER.

INCLUDED:

FULL STAND-UP ALL-WEATHER TOP



DELUXE RECLINING ERGOMAX CAPTAIN'S CHAIR W/ HEADREST



EZ-CLEAN WASHDOWN SYSTEM



BOW CONTOURED BACKRESTS



IN-DASH 5" GPS FISH/DEPTH FINDER



BLUETOOTH AM/FM STEREO W/ MP3 PORT AND 2 SPEAKERS



INTERIOR LED AMBIENT LIGHTING



TILT STEERING



SPACE-SAVING TRAILER SWING TONGUE



SWIM PLATFORM W/ FOLD DOWN STEP



EZ-LOAD TRAILER GUIDES



DRIVER'S SEAT SLIDER



12 VOLT POWER OUTLET



BIG WHEEL BACKSAVER JACK AND DOLLY



LEGEND QUICK LATCH TIE DOWNS



**For a Limited Time...You Pay: \$0.**



Add a Pro Kicker Package with 9.9 EXLPT 4-stroke CT and side mount control.



Add a MinnKota Terrova Trolling Motor

Looking for more information? See: Family and Fishing Boats Accessories | PG 67

Visit [legendboats.com](http://legendboats.com)  
TO SEE IT **UP CLOSE**



# F-SERIES



THE ULTIMATE FISHING BOAT

F17 • F17 Pro • F17 Pro Tiller • F19 • F19 Pro • F19 Pro Tiller





### MORE ROOM TO CAST

The F-Series is the ultimate in no-compromise fishing boat, starting with enormous bow and stern casting decks.



### CHOPPY WATERS? NO PROBLEM.

The deep-V hull allows the F-Series to slice through even the choppiest of waters.



### HIDDEN STORAGE EVERYWHERE YOU LOOK

As every expert angler can attest, you can never have too much storage for your gear. Like this large rod locker with its convenient deep cycle battery compartment underneath. Available on Pro models only.



### ALL-WEATHER PROTECTION

Bad weather? No such thing. Deploy your full stand-up top and get back to fishing.



### MOVABLE 360° SWIVEL SEATS

Whether you want to cast from the bow, the stern, or right smack dab in the center of your boat, you'll find seat mounts conveniently located throughout any F-Series model.



### REAR SWIM PLATFORM

What to do between dawn and dusk, when the sun's up and the fish aren't biting? Take the family out for a day of fun, of course! The built-in swim platform and full-windshield makes your F-Series a dream for water sports.

## WE'VE GOT YOU COVERED

**.100**  
GAUGE

**.100 Gauge**  
Perfect-Flex Aluminum



**All-Welded**  
Aluminum Hull



**Leakproof**  
For Life Warranty

**6YR**

**6-Year**  
WOWranty



# F-SERIES F17

With Mercury 90 ELPT 4-Stroke and Glide-on Trailer



**SCAN THE QR CODE**

with your mobile phone camera for your

**ALL-IN  
PRICE**

NO EXTRA FEES\*



## 50/50 SPLIT CONVERTA-BENCH



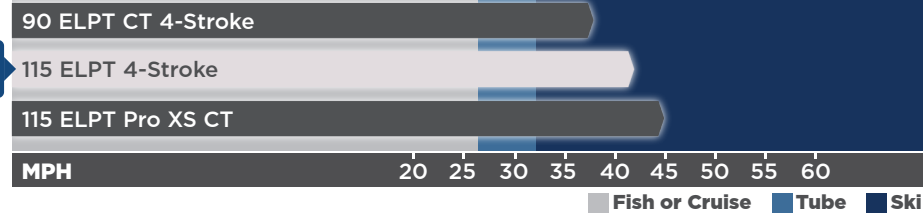
The EZ-Flip 50/50 Split Extenda-Deck Converta-Bench provides ample seating. It flips easily in seconds into a large rear casting deck for optimal space.

## CHOOSE YOUR POWER



Upgrade from a 90 ELPT 4-Stroke

Most Popular



## SPECIFICATIONS

Length	16'7"	Beam	90"
Hull Depth	41"	Inside Depth	26"
Aluminum Thickness	0.100	Maximum Horsepower	115
Maximum Capacity	1631 lbs	Bottom Width	76"
Package Length	19'9"	Package Width	92"
Towing Weight	2566 lbs	Fuel Capacity	95 L



## TAKE A CLOSER LOOK

These details are what make the **Legend Difference**



Keep 6 rods safe with an in-floor rod locker and 2 lockable side rod compartments.



Remove the cushions to reveal a tournament-sized livewell, separate bait bucket, and lots of storage.



Passenger console features a coolbox to keep 12 drinks cool.



Bluetooth stereo, GPS fish/depth finder, and illuminated gauges and switches.



Comes with a full stand-up top to extend your boating season.



Add an optional removable solid brushed-aluminum ski pylon.

### WE'VE GOT YOU COVERED

**.100**  
GAUGE

**.100 Gauge**  
Perfect-Flex Aluminum



**All-Welded**  
Aluminum Hull



**Leakproof**  
For Life Warranty



**6YR**

**6-Year**  
WOWranty

## STANDARD FEATURES - ALWAYS INCLUDED

### ADDITIONAL FEATURES

- 5 Mooring Cleats or Handles
- Removable navigation and anchor lights
- Pre-wired for 12V electric trolling motor
- Built-in under-floor fuel tank - 95 L
- Automatic bilge pump

### DECKS AND STORAGE

- Large front casting deck w/ oversized storage
- Large rear casting deck w/ seat mount and storage
- Port and starboard integral lockable rod boxes - 7"
- Perko T-handle flush locks and under rear seat storage
- Rear battery storage area
- 6 drink holders
- Lockable in-floor rod locker w/ tube holders for 6 rods

### SEATING

- Legend EZ-Flip Extenda-Deck Converta-Bench
- 4 on the floor seat base configuration
- Removable ErgoMax swivel chairs - 2

### LIVEWELL(S)

- Stern livewell - Aerated - 45 L
- Integrated bait bucket
- Threaded Sure-Lock stand pipe w/ overflow protection

### CONSOLE

- Deluxe Command-Vu console w/ integrated drink holder
- Deluxe passenger console w/ integrated cool box
- Speedometer, voltmeter, fuel gauge, tachometer
- EZ-reset circuit breakers, switches and gauges
- High profile clear-curved walk-through windshield
- Horn

### CONSTRUCTION

- .100 gauge super-thick two-piece alum. hull construction
- 17° Deep-V hull w/ hard chines
- Injected and level foam floatation
- Stainless Steel transom and bow eyes
- Treated 7-ply marine-grade plywood floor and decks
- EZ-clean Dura-Deck vinyl floor
- Large and practical slip-resistant side decks
- Torsion beam energy transfer system

## PREFERRED EQUIPMENT PACKAGE

These features are typically optional on most comparable models, but come standard for you to enjoy on the F17.

	INCLUDED:
FULL STAND-UP ALL-WEATHER TOP	✓
BOW CUSHIONS W/ CONTOURED BACKRESTS	✓
BLUETOOTH AM/FM STEREO W/ MP3 PORT AND 2 SPEAKERS	✓
RAM MOUNTED 5" GPS FISH/DEPTH FINDER	✓
TILT STEERING	✓
SPACE-SAVING TRAILER SWING TONGUE	✓
SWIM PLATFORM W/ FOLD DOWN STEP	✓
EZ-LOAD TRAILER GUIDES	✓
DRIVER'S SEAT SLIDER	✓
12 VOLT POWER OUTLET	✓
BIG WHEEL BACKSAVER JACK AND DOLLY	✓
LEGEND QUICK LATCH TIE DOWNS	✓

**For a Limited Time...You Pay: \$0.**



Add a MinnKota PowerDrive Trolling Motor



Add a MinnKota Terrova Trolling Motor

Looking for more information? See: Family and Fishing Boats Accessories | PG 67

Visit [legendboats.com](http://legendboats.com)  
**TO SEE IT UP CLOSE**



F-SERIES  
**F17 PRO**

With Mercury 90 ELPT 4-Stroke and Glide-on Trailer



**SCAN THE QR CODE**  
with your mobile phone camera for your

**ALL-IN PRICE**  
NO EXTRA FEES\*



**50/50 SPLIT CONVERTA-BENCH.**



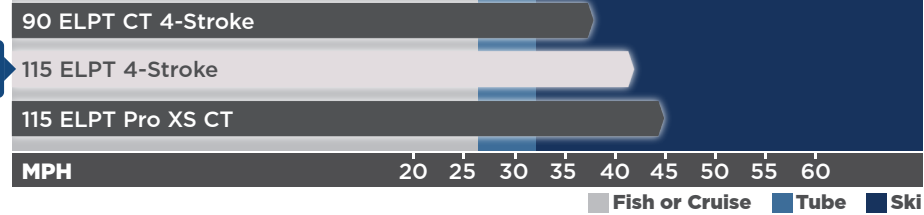
The EZ-Flip 50/50 Split Extenda-Deck Converta-Bench provides ample seating. It flips easily in seconds into a large rear casting deck for optimal space.

**CHOOSE YOUR POWER**



Upgrade from a 90 ELPT 4-Stroke

Most Popular



**SPECIFICATIONS**

Length	16'7"	Beam	90"
Hull Depth	41"	Inside Depth	26"
Aluminum Thickness	0.100	Maximum Horsepower	115
Maximum Capacity	1631 lbs	Bottom Width	76"
Package Length	19'9"	Package Width	92"
Towing Weight	2566 lbs	Fuel Capacity	95 L




## TAKE A CLOSER LOOK

These details are what make the **Legend Difference**



Massive bow casting deck with tons of storage for all your gear and more.



Enjoy a tournament sized livewell with separate bait bucket.



Side lockable storage for all of your fishing gear.



Bluetooth stereo, GPS fish/depth finder, and illuminated gauges and switches.



Full stand-up all-weather top extends your boating season. **Included**



Keep over 6 fishing rods safely locked away in one of two in-floor rod lockers.

### WE'VE GOT YOU COVERED

.100  
GAUGE

**.100 Gauge**  
Perfect-Flex Aluminum



**All-Welded**  
Aluminum Hull



**Leakproof**  
For Life Warranty



6YR

**6-Year**  
WOWranty

## STANDARD FEATURES - ALWAYS INCLUDED

### ADDITIONAL FEATURES

- 5 Mooring Cleats or Handles
- Removable navigation and anchor lights
- Pre-wired for 12V electric trolling motor
- Built-in under-floor fuel tank - 95 L
- Automatic bilge pump

### DECKS AND STORAGE

- Large front casting deck w/ oversized storage
- Large rear casting deck w/ seat mount and storage
- Port and starboard integral lockable rod boxes - 7"
- Perko T-handle flush locks and under rear seat storage
- Rear battery storage area
- 6 drink holders
- Lockable in-floor rod locker w/ tube holders for 6 rods

### SEATING

- Legend EZ-Flip Extenda-Deck Converta-Bench
- 4 on the floor seat base configuration
- Removable ErgoMax swivel chairs - 2

### LIVEWELL(S)

- Stern livewell - Aerated - 45 L
- Integrated bait bucket
- Threaded Sure-Lock stand pipe w/ overflow protection

### CONSOLE

- Deluxe Command-Vu console w/ integrated drink holder
- Deluxe passenger console w/ integrated cool box
- Speedometer, voltmeter, fuel gauge, tachometer
- EZ-reset circuit breakers, switches and gauges
- High profile clear-curved walk-through windshield
- Horn

### CONSTRUCTION

- .100 gauge aluminum hull and bow rib construction
- 17° Deep-V hull w/ reverse chines
- Injected and level foam floatation
- Stainless Steel transom and bow eyes
- Treated 7-ply marine-grade plywood floor and decks
- EZ-clean Dura-Deck vinyl floor
- Large and practical slip-resistant side decks
- Torsion beam energy transfer system

## PREFERRED EQUIPMENT PACKAGE

These features are typically optional on most comparable models, but come standard for you to enjoy on the F17 PRO.

	INCLUDED:
FULL STAND-UP ALL-WEATHER TOP	✓
IN-DASH 7" GPS FISH/DEPTH FINDER	✓
BLUETOOTH AM/FM STEREO W/ MP3 PORT AND 2 SPEAKERS	✓
TILT STEERING	✓
SPACE-SAVING TRAILER SWING TONGUE	✓
SWIM PLATFORM W/ FOLD DOWN STEP	✓
EZ-LOAD TRAILER GUIDES	✓
DRIVER'S SEAT SLIDER	✓
DUAL USB POWER OUTLET	✓
BIG WHEEL BACKSAVER JACK AND DOLLY	✓
LEGEND QUICK LATCH TIE DOWNS	✓

**For a Limited Time...You Pay: \$0.**



Add a MinnKota PowerDrive Trolling Motor



Add a MinnKota Terrova Trolling Motor

Looking for more information? See: Family and Fishing Boats Accessories | PG 67

Visit [legendboats.com](http://legendboats.com)  
TO SEE IT **UP CLOSE**



F-SERIES  
**F17 PRO TILLER**

With Mercury 40 ELHPT 4-Stroke Tiller and Glide-on Trailer



**SCAN THE QR CODE**

with your mobile phone camera for your

**ALL-IN PRICE**  
 NO EXTRA FEES\*



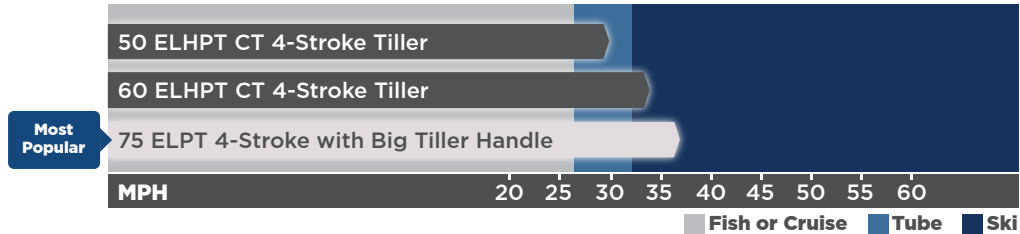
Massive bow deck with lockable rod storage and tons of room for your gear.



Spacious open interior and aft casting deck with room for all your fishing buddies.

**CHOOSE YOUR POWER**

Upgrade from a 40 ELHPT 4-Stroke Tiller



**SPECIFICATIONS**

Length	16'7"	Beam	90"
Hull Depth	41"	Inside Depth	26"
Aluminum Thickness	0.100	Maximum Horsepower	75
Maximum Capacity	1631 lbs	Bottom Width	76"
Package Length	19'9"	Package Width	92"
Towing Weight	2566 lbs	Fuel Capacity	95 L

## TAKE A CLOSER LOOK

These details are what make the **Legend Difference**



Pre-wired for trolling motor. Add an optional trolling motor for as little as.



RAM-mounted Colour GPS/fish finder with Navigation.



Side Cargo Netting.



Enjoy a tournament sized livewell with separate bait bucket.



Keep 5 rods safe with a massive rod locker and additional lockable storage underneath.



Side lockable storage for all of your fishing gear.

### WE'VE GOT YOU COVERED

**.100**  
GAUGE

**.100 Gauge**  
Perfect-Flex Aluminum



**All-Welded**  
Aluminum Hull



**Leakproof**  
For Life Warranty



**6YR**

**6-Year**  
WOWranty

## STANDARD FEATURES - ALWAYS INCLUDED

### ADDITIONAL FEATURES

- 5 Mooring Cleats or Handles
- Removable navigation and anchor lights
- Pre-wired for 12V electric trolling motor
- Built-in under-floor fuel tank - 95 L
- Automatic bilge pump

### DECKS AND STORAGE

- Large front casting deck w/ oversized storage
- Large rear casting deck w/ seat mount and storage
- Port and starboard integral lockable rod boxes - 7"
- Perko T-handle flush locks and under rear seat storage
- Rear battery storage area
- 6 drink holders
- Lockable in-floor rod locker w/ tube holders for 5 rods

### SEATING

- Legend EZ-Flip Extenda-Deck Converta-Bench
- 4 on the floor seat base configuration
- Removable ErgoMax swivel chairs - 3

### LIVEWELL(S)

- Stern livewell - Aerated - 45 L
- Integrated bait bucket
- Threaded Sure-Lock stand pipe w/ overflow protection

### CONSTRUCTION

- .100 gauge aluminum hull and bow rib construction
- 17° Deep-V hull w/ reverse chines
- Injected and level foam floatation
- Stainless Steel transom and bow eyes
- Treated 7-ply marine-grade plywood floor and decks
- EZ-clean Dura-Deck vinyl floor
- Large and practical slip-resistant side decks
- Torsion beam energy transfer system

## PREFERRED EQUIPMENT PACKAGE

These features are typically optional on most comparable models, but come standard for you to enjoy on the F17 PRO TILLER.

INCLUDED:

RAM MOUNTED 7" GPS FISH/DEPTH FINDER



SPACE-SAVING TRAILER SWING TONGUE



EZ-LOAD TRAILER GUIDES



DRIVER'S SEAT SLIDER



DUAL USB POWER OUTLET



BIG WHEEL BACKSAVER JACK AND DOLLY



LEGEND QUICK LATCH TIE DOWNS



**For a Limited Time...You Pay: \$0.**



Add a MinnKota PowerDrive Trolling Motor



Add a MinnKota Terrova Trolling Motor

Looking for more information? See: Family and Fishing Boats Accessories | PG 67

Visit [legendboats.com](http://legendboats.com)  
TO SEE IT **UP CLOSE**





F-SERIES  
**F19**

With Mercury 90 ELPT 4-Stroke and Glide-on Trailer



**SCAN THE QR CODE**  
with your mobile phone camera for your

**ALL-IN PRICE**  
NO EXTRA FEES\*



50/50 SPLIT CONVERTA-BENCH.



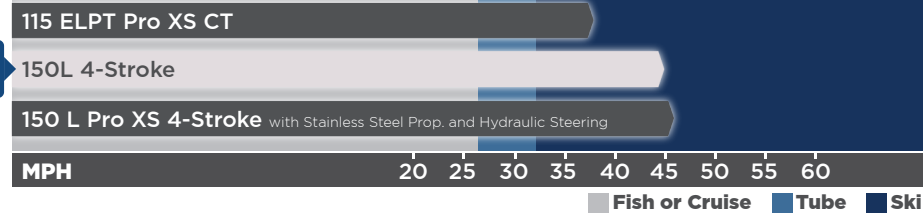
The EZ-Flip 50/50 Split Extenda-Deck Converta-Bench provides ample seating. It flips easily in seconds into a large rear casting deck for optimal space.

**CHOOSE YOUR POWER**



Upgrade from a 90 ELPT 4-Stroke

Most Popular



**SPECIFICATIONS**

Length	18'6"	Beam	94"
Hull Depth	42"	Inside Depth	28"
Aluminum Thickness	0.100	Maximum Horsepower	150
Maximum Capacity	1744 lbs	Bottom Width	76"
Package Length	20'9"	Package Width	96"
Towing Weight	2937 lbs	Fuel Capacity	132 L

## TAKE A CLOSER LOOK

These details are what make the **Legend Difference**



Full stand-up all-weather top extends your boating season. **Included**



Keep 6 rods safe with an in-floor rod locker and 2 lockable side ride compartments.



Bluetooth stereo, GPS fish/depth finder, and illuminated console.



The passenger console features a coolbox to keep 12 drinks cool.



Add an optional removable solid brushed-aluminum ski pylon (#30900430)



Bow casting deck with integrated tournament-sized livewell and lots of storage.

### WE'VE GOT YOU COVERED

**.100**  
GAUGE

**.100 Gauge**  
Perfect-Flex Aluminum



**All-Welded**  
Aluminum Hull



**Leakproof**  
For Life Warranty



**6YR**

**6-Year**  
WOWranty

## STANDARD FEATURES - ALWAYS INCLUDED

### ADDITIONAL FEATURES

- 5 Mooring Cleats or Handles
- Removable navigation and anchor lights
- Pre-wired for 12/24V electric trolling motor
- Built-in under-floor fuel tank - 132 L
- Automatic bilge pump

### DECKS AND STORAGE

- Large front casting deck w/ oversized storage
- Large rear casting deck w/ seat mount and storage
- Port and starboard integral lockable rod boxes - 7"
- Perko T-handle flush locks and under rear seat storage
- Rear battery storage area
- 6 drink holders
- Lockable in-floor rod locker w/ tube holders for 6 rods

### SEATING

- Legend EZ-Flip Extenda-Deck Converta-Bench
- 4 on the floor seat base configuration
- Removable ErgoMax swivel chairs - 2

### LIVEWELL(S)

- Bow livewell - Aerated - 114 L
- Stern livewell - Aerated - 45 L
- Integrated bait bucket
- Threaded Sure-Lock stand pipe w/ overflow protection

### CONSOLE

- Deluxe Command-Vu console w/ integrated drink holder
- Deluxe passenger console w/ integrated cool box
- Speedometer, voltmeter, fuel gauge, tachometer
- EZ-reset circuit breakers, switches and gauges
- High profile clear-curved walk-through windshield
- Horn

### CONSTRUCTION

- 17° Deep-V hull w/ reverse chines
- Injected and level foam floatation
- Stainless Steel transom and bow eyes
- Treated 7-ply marine-grade plywood floor and decks
- EZ-clean Dura-Deck vinyl floor
- Large and practical slip-resistant side decks
- Torsion beam energy transfer system
- .100 gauge super-thick two-piece alum. hull construction

## PREFERRED EQUIPMENT PACKAGE

These features are typically optional on most comparable models, but come standard for you to enjoy on the F19.

	INCLUDED:
FULL STAND-UP ALL-WEATHER TOP	✓
BOW CUSHIONS W/ CONTOURED BACKRESTS	✓
BLUETOOTH AM/FM STEREO W/ MP3 PORT AND 2 SPEAKERS	✓
RAM MOUNTED 5" GPS FISH/DEPTH FINDER	✓
TILT STEERING	✓
SPACE-SAVING TRAILER SWING TONGUE	✓
SWIM PLATFORM W/ FOLD DOWN STEP	✓
EZ-LOAD TRAILER GUIDES	✓
DRIVER'S SEAT SLIDER	✓
12 VOLT POWER OUTLET	✓
BIG WHEEL BACKSAVER JACK AND DOLLY	✓
LEGEND QUICK LATCH TIE DOWNS	✓

**For a Limited Time...You Pay: \$0.**



Add a MinnKota PowerDrive Trolling Motor



Add a MinnKota Terrova Trolling Motor

Looking for more information? See: Family and Fishing Boats Accessories | PG 67

Visit [legendboats.com](http://legendboats.com)  
**TO SEE IT UP CLOSE**



# F-SERIES F19 PRO

With Mercury 90 EXLPT 4-Stroke and Glide-on Trailer



**SCAN THE QR CODE**  
with your mobile phone camera for your

**ALL-IN PRICE**  
NO EXTRA FEES\*



Shown with optional trolling motor.

## 50/50 SPLIT CONVERTA-BENCH.



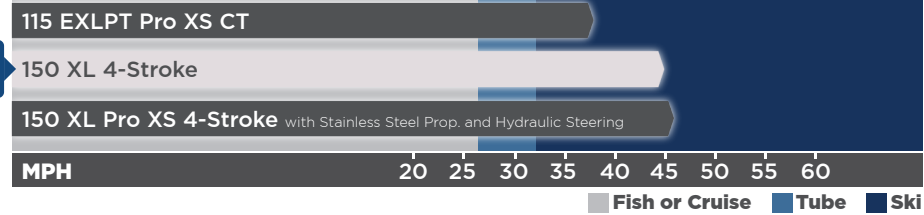
The EZ-Flip 50/50 Split Extenda-Deck Converta-Bench provides ample seating. It flips easily in seconds into a large rear casting deck for optimal space.

## CHOOSE YOUR POWER

Upgrade from a 90 EXLPT 4-Stroke



Most Popular



## SPECIFICATIONS

Length	18'6"	Beam	94"
Hull Depth	42"	Inside Depth	28"
Aluminum Thickness	0.100	Maximum Horsepower	150
Maximum Capacity	1744 lbs	Bottom Width	76"
Package Length	20'9"	Package Width	96"
Towing Weight	2937 lbs	Fuel Capacity	132 L



## TAKE A CLOSER LOOK

These details are what make the **Legend Difference**



Bluetooth stereo, GPS fish/depth finder, and illuminated gauges and switches.



Keep 8 rods safe with a large rod storage locker. Additional hidden and lockable storage underneath.



Enjoy a tournament-sized livewell with separate bait bucket.



Full stand-up all-weather top extends your boating season. **Included**



Pre-wired for optional trolling motor, available for as little as.



Easily move the ErgoMax swivel seats for ultimate fishing comfort.

### WE'VE GOT YOU COVERED

**.100**  
GAUGE

**.100 Gauge**  
Perfect-Flex Aluminum



**All-Welded**  
Aluminum Hull



**Leakproof**  
For Life Warranty



**6YR**

**6-Year**  
WOWranty

## STANDARD FEATURES - ALWAYS INCLUDED

### ADDITIONAL FEATURES

- 5 Mooring Cleats or Handles
- Removable navigation and anchor lights
- Pre-wired for 12/24V electric trolling motor
- Built-in under-floor fuel tank - 132 L
- Automatic bilge pump

### DECKS AND STORAGE

- Large front casting deck w/ oversized storage
- Large rear casting deck w/ seat mount and storage
- Port and starboard integral lockable rod boxes - 7"
- Perko T-handle flush locks and under rear seat storage
- Rear battery storage area
- 6 drink holders
- Lockable in-floor rod locker w/ tube holders for 6 rods

### SEATING

- Legend EZ-Flip Extenda-Deck Converta-Bench
- 4 on the floor seat base configuration
- Removable ErgoMax swivel chairs - 2

### LIVEWELL(S)

- Bow livewell - Aerated - 114 L
- Stern livewell - Aerated - 45 L
- Integrated bait bucket
- Threaded Sure-Lock stand pipe w/ overflow protection

### CONSOLE

- Deluxe Command-Vu console w/ integrated drink holder
- Deluxe passenger console w/ integrated cool box
- Speedometer, voltmeter, fuel gauge, tachometer
- EZ-reset circuit breakers, switches and gauges
- High profile clear-curved walk-through windshield
- Horn

### CONSTRUCTION

- .100 gauge aluminum hull and bow rib construction
- 17" Deep-V hull w/ reverse chines
- Injected and level foam floatation
- Stainless Steel transom and bow eyes
- Treated 7-ply marine-grade plywood floor and decks
- EZ-clean Dura-Deck vinyl floor
- Large and practical slip-resistant side decks
- Torsion beam energy transfer system

## PREFERRED EQUIPMENT PACKAGE

These features are typically optional on most comparable models, but come standard for you to enjoy on the F19 PRO.

	INCLUDED:
FULL STAND-UP ALL-WEATHER TOP	✓
IN-DASH 7" GPS FISH/DEPTH FINDER	✓
BLUETOOTH AM/FM STEREO W/ MP3 PORT AND 2 SPEAKERS	✓
TILT STEERING	✓
SPACE-SAVING TRAILER SWING TONGUE	✓
SWIM PLATFORM W/ FOLD DOWN STEP	✓
EZ-LOAD TRAILER GUIDES	✓
DRIVER'S SEAT SLIDER	✓
DUAL USB POWER OUTLET	✓
BIG WHEEL BACKSAVER JACK AND DOLLY	✓
LEGEND QUICK LATCH TIE DOWNS	✓

**For a Limited Time...You Pay: \$0.**



Add a MinnKota PowerDrive Trolling Motor



Add a MinnKota Terrova Trolling Motor

Looking for more information? See: Family and Fishing Boats Accessories | PG 67

Visit [legendboats.com](http://legendboats.com)  
**TO SEE IT UP CLOSE**



# F-SERIES F19 PRO TILLER

With Mercury 90 EXLPT 4-Stroke with Big Tiller Handle and Glide-on Trailer



**SCAN THE QR CODE**

with your mobile phone camera for your

**ALL-IN  
PRICE**

NO EXTRA FEES\*



## THE PRO ANGLERS' BOAT



The F19 Pro Tiller is a fisherman's dream. Direct control of your motor, loads of fishing space.



Aft casting deck with integrated storage.

## TAKE CONTROL



Comfortably steer your tiller motor and monitor your fish and depth finder from one of three movable 360° swivel seats.

## CHOOSE YOUR POWER



Upgrade from a 90 EXLPT 4-Stroke with Big Tiller Handle

Most Popular

90 EXLPT CT 4-Stroke with Big Tiller Handle

MPH

20 25 30 35 40 45 50 55 60

Fish or Cruise Tube Ski



## SPECIFICATIONS

Length	18'6"	Beam	94"
Hull Depth	42"	Inside Depth	28"
Aluminum Thickness	0.100	Maximum Horsepower	90
Maximum Capacity	1744 lbs	Bottom Width	76"
Package Length	20'9"	Package Width	96"
Towing Weight	2937 lbs	Fuel Capacity	132 L

## TAKE A CLOSER LOOK

These details are what make the **Legend Difference**



Side cargo netting for those little extras.



Gauges and switches all illuminated and within reach.



Side lockable storage for all of your fishing gear.



Enjoy a tournament sized livewell with separate bait bucket.



Keep 8 rods safe with a large rod storage locker. Additional lockable storage underneath.



Pre-wired for optional trolling motor, available for as little as.

### WE'VE GOT YOU COVERED

**.100**  
GAUGE

**.100 Gauge**  
Perfect-Flex Aluminum



**All-Welded**  
Aluminum Hull



**Leakproof**  
For Life Warranty



**6YR**

**6-Year**  
WOWranty

## STANDARD FEATURES - ALWAYS INCLUDED

### ADDITIONAL FEATURES

- 5 Mooring Cleats or Handles
- Removable navigation and anchor lights
- Pre-wired for 12/24V electric trolling motor
- Built-in under-floor fuel tank - 132 L
- Automatic bilge pump

### DECKS AND STORAGE

- Large front casting deck w/ oversized storage
- Large rear casting deck w/ seat mount and storage
- Port and starboard integral lockable rod boxes - 7"
- Perko T-handle flush locks and under rear seat storage
- Rear battery storage area
- 6 drink holders
- Lockable in-floor rod locker w/ tube holders for 6 rods

### SEATING

- Legend EZ-Flip Extenda-Deck Converta-Bench
- 4 on the floor seat base configuration
- Removable ErgoMax swivel chairs - 3

### LIVEWELL(S)

- Bow livewell - Aerated - 114 L
- Stern livewell - Aerated - 45 L
- Integrated bait bucket
- Threaded Sure-Lock stand pipe w/ overflow protection

### CONSTRUCTION

- .100 gauge aluminum hull and bow rib construction
- 17° Deep-V hull w/ reverse chines
- Injected and level foam floatation
- Stainless Steel transom and bow eyes
- Treated 7-ply marine-grade plywood floor and decks
- EZ-clean Dura-Deck vinyl floor
- Large and practical slip-resistant side decks
- Torsion beam energy transfer system

## PREFERRED EQUIPMENT PACKAGE

These features are typically optional on most comparable models, but come standard for you to enjoy on the F19 PRO TILLER.

INCLUDED:

RAM MOUNTED 7" GPS FISH/DEPTH FINDER



SPACE-SAVING TRAILER SWING TONGUE



EZ-LOAD TRAILER GUIDES



DRIVER'S SEAT SLIDER



DUAL USB POWER OUTLET



BIG WHEEL BACKSAVER JACK AND DOLLY



LEGEND QUICK LATCH TIE DOWNS



**For a Limited Time...You Pay: \$0.**



Add a MinnKota PowerDrive Trolling Motor



Add a MinnKota Terrova Trolling Motor

Looking for more information? See: Family and Fishing Boats Accessories | PG 67

Visit [legendboats.com](http://legendboats.com)  
TO SEE IT **UP CLOSE**





# XTE-SERIES



EXCITING MEMORIES ARE WAITING.

16 XTE Tiller • 16 XTE SC • 16 XTE SC Sport • 16 XTE • 16 XTE Sport • 18 XTE • 18 XTE Sport



### THE SMOOTHEST OF RIDES

Whoever you decide to take with you on the water, you'll all be dry and comfortable thanks to Legend's sharply angled bow, deep-V and reverse chine. Smooth sailing all the way!



### CASTING SPACE

From bow to stern, the XTE offers tremendous amounts of casting space for you and your friends and family.



### SAFE, LOCKABLE STORAGE

Side storage compartment that runs the entire length of the cockpit to keep everything from your rods to extra gear locked up and safe.



### FULLY AERATE LIVEWELL

Every XTE comes standard with an aerated, tournament-size livewell, complete with separate bait bucket.



### 50/50 SPLIT CONVERTA-BENCH

Sport models offer the EZ-Flip 50/50 Split Extenda-Deck Converta-Bench, providing ample seating. Converts in seconds to a larger rear casting area.



### ERGOMAX SEATS

These 360° swivel seats are ergonomically designed to deliver maximum support so you can fish comfortably all day long.

## WE'VE GOT YOU COVERED

**.100**  
GAUGE

**.100 Gauge**  
Perfect-Flex Aluminum



**All-Welded**  
Aluminum Hull



**Leakproof**  
For Life Warranty

+

**6YR**

**6-Year**  
WOWranty

XTE-SERIES

# 16 XTE TILLER

With Mercury 40 ELHPT 4-Stroke Tiller and Glide-on Trailer



**SCAN THE QR CODE**

with your mobile phone camera for your

**ALL-IN PRICE**

NO EXTRA FEES\*



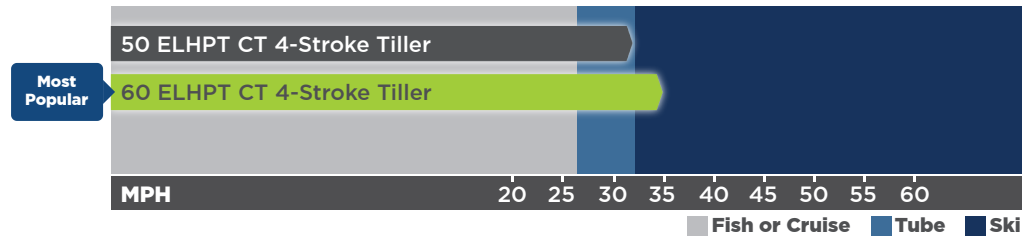
Convenient rod holders can be found at both the bow and the stern.



All the control and power you want in a tiller model.

## CHOOSE YOUR POWER

Upgrade from a 40 ELHPT 4-Stroke Tiller



## SPECIFICATIONS

Length	16'6"	Beam	82"
Hull Depth	37"	Inside Depth	25"
Aluminum Thickness	0.100	Maximum Horsepower	60
Maximum Capacity	1393 lbs	Bottom Width	69"
Package Length	18'4"	Package Width	82"
Towing Weight	1580 lbs	Fuel Capacity	Portable



## TAKE A CLOSER LOOK

These details are what make the **Legend Difference**



Bimini top available (#BTB-90).



Lockable side storage fits rods up to 7'



Enjoy a tournament-sized livewell with separate bait bucket.



Illuminated switches are visible and always within reach.



Find the best fishing spots with your fish and depth finder.



Pre-wired for optional trolling motor, available for as little as.

### WE'VE GOT YOU COVERED

**.100**  
GAUGE

**.100 Gauge**  
Perfect-Flex Aluminum



**All-Welded**  
Aluminum Hull



**Leakproof**  
For Life Warranty



**6YR**

**6-Year**  
WOWranty

## STANDARD FEATURES - ALWAYS INCLUDED

### ADDITIONAL FEATURES

- 5 Mooring Cleats or Handles
- Removable navigation and anchor lights
- Pre-wired for 12V electric trolling motor
- Portable fuel tank
- Automatic bilge pump

### DECKS AND STORAGE

- Large front casting deck w/ oversized storage
- Large rear casting deck w/ seat mount and storage
- Starboard integral lockable rod box - 7'
- Perko T-handle flush locks and under rear seat storage
- Rear battery storage area
- 5 drink holders

### SEATING

- 4 on the floor seat base configuration
- Removable ErgoMax swivel chairs - 3

### LIVEWELL(S)

- Bow livewell - Aerated - 114 L
- Integrated bait bucket
- Threaded Sure-Lock stand pipe w/ overflow protection

### CONSTRUCTION

- 10° Deep-V hull w/ reverse chines
- Injected and level foam floatation
- Stainless Steel transom and bow eyes
- Treated 7-ply marine-grade plywood floor and decks
- EZ-clean Dura-Deck vinyl floor
- Large and practical slip-resistant side decks
- 3M highly reflective safety striping on Legend name
- Torsion beam energy transfer system
- .100 gauge super-thick two-piece alum. hull construction

## PREFERRED EQUIPMENT PACKAGE

These features are typically optional on most comparable models, but come standard for you to enjoy on the 16 XTE TILLER.

	INCLUDED:
SPACE-SAVING TRAILER SWING TONGUE	✓
4" FISH/DEPTH FINDER	✓
EZ-LOAD TRAILER GUIDES	✓
BIG WHEEL BACKSAVER JACK AND DOLLY	✓
2 DELUXE ROD HOLDERS	✓
LEGEND QUICK LATCH TIE DOWNS	✓

**For a Limited Time...You Pay: \$0.**



Add a MinnKota PowerDrive Trolling Motor



Add a MinnKota Terrova Trolling Motor

Looking for more information? See: Family and Fishing Boats Accessories | PG 67

Visit [legendboats.com](http://legendboats.com)  
**TO SEE IT UP CLOSE**



**XTE-SERIES**  
**16 XTE SC**


With Mercury 40 ELPT 4-Stroke and Glide-on Trailer



**SCAN THE QR CODE**

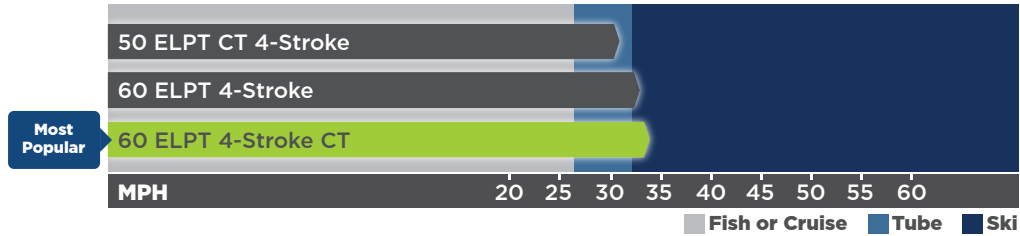
with your mobile phone camera for your

**ALL-IN PRICE**  
NO EXTRA FEES\*



**CHOOSE YOUR POWER**

Upgrade from a 40 ELPT 4-Stroke



**SPECIFICATIONS**

Length	16'6"	Beam	82"
Hull Depth	37"	Inside Depth	25"
Aluminum Thickness	0.100	Maximum Horsepower	90
Maximum Capacity	1393 lbs	Bottom Width	69"
Package Length	18'4"	Package Width	82"
Towing Weight	1690 lbs	Fuel Capacity	Portable

Fish comfortably from either the bow or the stern with easily movable 360° swivel ErgoMax seats.

## TAKE A CLOSER LOOK

These details are what make the **Legend Difference**



Bimini top available (#BTB-90).



Massive bow casting deck with tons of storage for all your gear and more.



Enjoy a tournament-sized livewell with separate bait bucket.



Bluetooth stereo, fish/depth finder, and illuminated gauges and switches.



Lockable side storage fits rods up to 7'



Bow storage. More at the stern, and throughout.

### WE'VE GOT YOU COVERED

**.100**  
GAUGE

**.100 Gauge**  
Perfect-Flex Aluminum



**All-Welded**  
Aluminum Hull



**Leakproof**  
For Life Warranty



**6YR**

**6-Year**  
WOWranty

## STANDARD FEATURES - ALWAYS INCLUDED

### ADDITIONAL FEATURES

- 5 Mooring Cleats or Handles
- Removable navigation and anchor lights
- Pre-wired for 12V electric trolling motor
- Portable fuel tank
- Automatic bilge pump

### DECKS AND STORAGE

- Large front casting deck w/ oversized storage
- Large rear casting deck w/ seat mount and storage
- Starboard integral lockable rod box - 7'
- Perko T-handle flush locks and under rear seat storage
- Rear battery storage area
- 5 drink holders

### SEATING

- 4 on the floor seat base configuration
- Removable ErgoMax swivel chairs - 3

### LIVEWELL(S)

- Bow livewell - Aerated - 114 L
- Integrated bait bucket
- Threaded Sure-Lock stand pipe w/ overflow protection

### CONSOLE

- Deluxe Full-Vu console w/ woodgrain dash panels
- Chrome-bezeled and backlit speedometer and tachometer
- EZ-reset circuit breakers, switches and gauges

### CONSTRUCTION

- 10° Deep-V hull w/ reverse chines
- Injected and level foam floatation
- Stainless Steel transom and bow eyes
- Treated 7-ply marine-grade plywood floor and decks
- EZ-clean Dura-Deck vinyl floor
- Large and practical slip-resistant side decks
- 3M highly reflective safety striping on Legend name
- Torsion beam energy transfer system
- .100 gauge super-thick two-piece alum. hull construction

## PREFERRED EQUIPMENT PACKAGE

These features are typically optional on most comparable models, but come standard for you to enjoy on the 16 XTE SC.

INCLUDED:

SPACE-AVING TRAILER SWING TONGUE



4" FISH/DEPTH FINDER



EZ-LOAD TRAILER GUIDES



DRIVER'S SEAT SLIDER



12 VOLT POWER OUTLET



BIG WHEEL BACKSAVER JACK AND DOLLY



2 DELUXE ROD HOLDERS



LEGEND QUICK LATCH TIE DOWNS



**For a Limited Time...You Pay: \$0.**



Add a MinnKota PowerDrive Trolling Motor



Add a MinnKota Terrova Trolling Motor

Looking for more information? See: Family and Fishing Boats Accessories | PG 67

Visit [legendboats.com](http://legendboats.com)  
TO SEE IT **UP CLOSE**





XTE-SERIES

# 16 XTE SC SPORT

With Mercury 40 ELPT 4-Stroke and Glide-on Trailer



SCAN THE QR CODE

with your mobile phone camera for your

**ALL-IN  
PRICE**

NO EXTRA FEES\*



## 50/50 SPLIT CONVERTA-BENCH



The EZ-Flip 50/50 Split Extenda-Deck Converta-Bench provides ample seating. It flips easily in seconds into a large rear casting deck for optimal space.

## CHOOSE YOUR POWER

Upgrade from a 40 ELPT 4-Stroke



Most Popular

60 ELPT 4-Stroke CT

75 ELPT 4-Stroke

90 ELPT 4-Stroke

MPH

20 25 30 35 40 45 50 55 60

Fish or Cruise Tube Ski



## SPECIFICATIONS

Length	16'6"	Beam	82"
Hull Depth	37"	Inside Depth	25"
Aluminum Thickness	0.100	Maximum Horsepower	90
Maximum Capacity	1393 lbs	Bottom Width	69"
Package Length	18'4"	Package Width	82"
Towing Weight	1730 lbs	Fuel Capacity	Portable

## TAKE A CLOSER LOOK

These details are what make the **Legend Difference**



Tournament-sized livewell with separate bait bucket.



Bluetooth stereo, fish/depth finder, and illuminated gauges and switches.



Pre-wired for optional trolling motor, available for as little as.



Aft swim platform for easy boarding.



Convenient rod holders at the bow and stern.



Bimini top available (#BTB-90).

### WE'VE GOT YOU COVERED

**.100**  
GAUGE

**.100 Gauge**  
Perfect-Flex Aluminum



**All-Welded**  
Aluminum Hull



**Leakproof**  
For Life Warranty



**6YR**

**6-Year**  
WOWranty

## STANDARD FEATURES - ALWAYS INCLUDED

### ADDITIONAL FEATURES

- 5 Mooring Cleats or Handles
- Removable navigation and anchor lights
- Pre-wired for 12V electric trolling motor
- Portable fuel tank
- Automatic bilge pump

### DECKS AND STORAGE

- Large front casting deck w/ oversized storage
- Large rear casting deck w/ seat mount and storage
- Starboard integral lockable rod box - 7'
- Perko T-handle flush locks and under rear seat storage
- Rear battery storage area
- 5 drink holders

### SEATING

- Legend EZ-Flip Extenda-Deck Converta-Bench
- 4 on the floor seat base configuration
- Removable ErgoMax swivel chairs - 2

### LIVEWELL(S)

- Bow livewell - Aerated - 114 L
- Integrated bait bucket
- Threaded Sure-Lock stand pipe w/ overflow protection

### CONSOLE

- Deluxe Full-Vu console w/ woodgrain dash panels
- Chrome-bezeled and backlit speedometer and tachometer
- EZ-reset circuit breakers, switches and gauges

### CONSTRUCTION

- 10° Deep-V hull w/ reverse chines
- Injected and level foam floatation
- Stainless Steel transom and bow eyes
- Treated 7-ply marine-grade plywood floor and decks
- EZ-clean Dura-Deck vinyl floor
- Large and practical slip-resistant side decks
- 3M highly reflective safety striping on Legend name
- Torsion beam energy transfer system
- .100 gauge super-thick two-piece alum. hull construction

## PREFERRED EQUIPMENT PACKAGE

These features are typically optional on most comparable models, but come standard for you to enjoy on the 16 XTE SC SPORT.

INCLUDED:

SPACE-SAVING TRAILER SWING TONGUE



SWIM PLATFORM W/ FOLD DOWN STEP



4" FISH/DEPTH FINDER



EZ-LOAD TRAILER GUIDES



DRIVER'S SEAT SLIDER



12 VOLT POWER OUTLET



BIG WHEEL BACKSAVER JACK AND DOLLY



2 DELUXE ROD HOLDERS



LEGEND QUICK LATCH TIE DOWNS



**For a Limited Time...You Pay: \$0.**



Add a MinnKota PowerDrive Trolling Motor



Add a MinnKota Terrova Trolling Motor

Looking for more information? See: Family and Fishing Boats Accessories | PG 67

Visit [legendboats.com](http://legendboats.com)  
TO SEE IT **UP CLOSE**



**XTE-SERIES**  
**16 XTE**

With Mercury 40 ELPT 4-Stroke and Glide-on Trailer




**SCAN THE QR CODE**

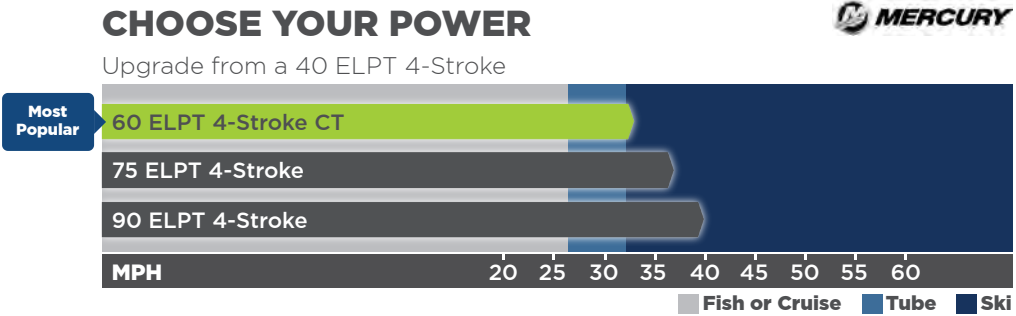
with your mobile phone camera for your

**ALL-IN PRICE**

NO EXTRA FEES\*



With huge front and rear decks, lots of floor space, rod storage, and a big livewell with a spot for your bait, the fish will be praying for rain. Little do they know that with its full windshield and available full top, not even the weather can stop you in your 16 XTE.



### SPECIFICATIONS

Length	16'6"	Beam	82"
Hull Depth	37"	Inside Depth	25"
Aluminum Thickness	0.100	Maximum Horsepower	90
Maximum Capacity	1393 lbs	Bottom Width	69"
Package Length	18'4"	Package Width	82"
Towing Weight	1900 lbs	Fuel Capacity	Portable



## TAKE A CLOSER LOOK

These details are what make the **Legend Difference**



Full top available (#FTBC-16X).



Massive bow casting deck with tons of storage for all your gear and more.



Passenger console with extra large glove compartment



Enjoy a tournament-sized livewell with separate bait bucket.



Lockable side storage fits rods up to 7'



Convenient rod holders at the bow and stern.

### WE'VE GOT YOU COVERED

**.100**  
GAUGE

**.100 Gauge**  
Perfect-Flex Aluminum



**All-Welded**  
Aluminum Hull



**Leakproof**  
For Life Warranty



**6YR**

**6-Year**  
WOWranty

## STANDARD FEATURES - ALWAYS INCLUDED

### ADDITIONAL FEATURES

- 5 Mooring Cleats or Handles
- Removable navigation and anchor lights
- Pre-wired for 12V electric trolling motor
- Portable fuel tank
- Automatic bilge pump

### DECKS AND STORAGE

- Large front casting deck w/ oversized storage
- Large rear casting deck w/ seat mount and storage
- Starboard integral lockable rod box - 7'
- Perko T-handle flush locks and under rear seat storage
- Rear battery storage area
- 5 drink holders

### SEATING

- Removable ErgoMax swivel chairs - 3

### LIVEWELL(S)

- Bow livewell - Aerated - 114 L
- Integrated bait bucket
- Threaded Sure-Lock stand pipe w/ overflow protection

### CONSOLE

- Deluxe Full-Vu console w/ woodgrain dash panels
- Deluxe passenger console w/ extra-large glove box
- Chrome-bezeled and backlit speedometer and tachometer
- EZ-reset circuit breakers, switches and gauges
- High profile clear-curved walk-through windshield

### CONSTRUCTION

- 10° Deep-V hull w/ reverse chines
- Injected and level foam floatation
- Stainless Steel transom and bow eyes
- Treated 7-ply marine-grade plywood floor and decks
- EZ-clean Dura-Deck vinyl floor
- Large and practical slip-resistant side decks
- 3M highly reflective safety striping on Legend name
- Torsion beam energy transfer system
- .100 gauge super-thick two-piece alum. hull construction

## PREFERRED EQUIPMENT PACKAGE

These features are typically optional on most comparable models, but come standard for you to enjoy on the 16 XTE.

	INCLUDED:
SPACE-SAVING TRAILER SWING TONGUE	✓
4" FISH/DEPTH FINDER	✓
EZ-LOAD TRAILER GUIDES	✓
DRIVER'S SEAT SLIDER	✓
12 VOLT POWER OUTLET	✓
BIG WHEEL BACKSAVER JACK AND DOLLY	✓
2 DELUXE ROD HOLDERS	✓
LEGEND QUICK LATCH TIE DOWNS	✓

**For a Limited Time...You Pay: \$0.**



Add a MinnKota PowerDrive Trolling Motor



Add a MinnKota Terrova Trolling Motor

Looking for more information? See: Family and Fishing Boats Accessories | PG 67

Visit [legendboats.com](http://legendboats.com)  
**TO SEE IT UP CLOSE**



XTE-SERIES

# 16 XTE SPORT

With Mercury 40 ELPT 4-Stroke and Glide-on Trailer



SCAN THE QR CODE

with your mobile phone camera for your

**ALL-IN  
PRICE**

NO EXTRA FEES\*



## 50/50 SPLIT CONVERTA-BENCH



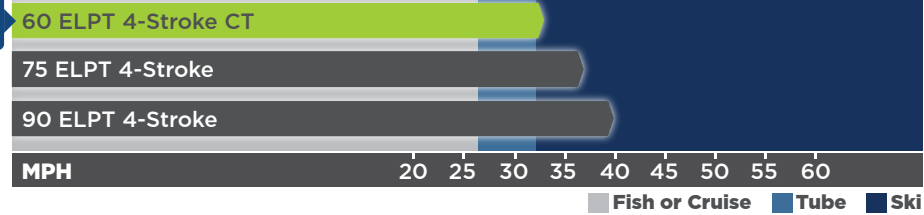
The EZ-Flip 50/50 Split Extenda-Deck Converta-Bench provides ample seating. It flips easily in seconds into a large rear casting deck for optimal space.

## CHOOSE YOUR POWER

Upgrade from a 40 ELPT 4-Stroke



Most Popular



## SPECIFICATIONS

Length	16'6"	Beam	82"
Hull Depth	37"	Inside Depth	25"
Aluminum Thickness	0.100	Maximum Horsepower	90
Maximum Capacity	1393 lbs	Bottom Width	69"
Package Length	18'4"	Package Width	82"
Towing Weight	1920 lbs	Fuel Capacity	Portable

## TAKE A CLOSER LOOK

These details are what make the **Legend Difference**



Full stand-up all-weather top extends your boating season.



Pre-wired for optional trolling motor, available for as little as.



Lockable side storage fits rods up to 7'



Enjoy a tournament-sized livewell with separate bait bucket.



Bluetooth stereo, GPS fish/depth finder, and illuminated gauges and switches.



Aft swim platform for easy boarding.

### WE'VE GOT YOU COVERED

**.100**  
GAUGE

**.100 Gauge**  
Perfect-Flex Aluminum



**All-Welded**  
Aluminum Hull



**Leakproof**  
For Life Warranty



**6YR**

**6-Year**  
WOWranty

## STANDARD FEATURES - ALWAYS INCLUDED

### ADDITIONAL FEATURES

- 5 Mooring Cleats or Handles
- Removable navigation and anchor lights
- Pre-wired for 12V electric trolling motor
- Portable fuel tank
- Automatic bilge pump

### DECKS AND STORAGE

- Large front casting deck w/ oversized storage
- Large rear casting deck w/ seat mount and storage
- Starboard integral lockable rod box - 7'
- Perko T-handle flush locks and under rear seat storage
- Rear battery storage area
- 5 drink holders

### SEATING

- Legend EZ-Flip Extenda-Deck Converta-Bench
- 4 on the floor seat base configuration
- Removable ErgoMax swivel chairs - 2

### LIVEWELL(S)

- Bow livewell - Aerated - 114 L
- Integrated bait bucket
- Threaded Sure-Lock stand pipe w/ overflow protection

### CONSOLE

- Deluxe Full-Vu console w/ woodgrain dash panels
- Deluxe passenger console w/ extra-large glove box
- Chrome-bezeled and backlit speedometer and tachometer
- EZ-reset circuit breakers, switches and gauges
- High profile clear-curved walk-through windshield

### CONSTRUCTION

- 10° Deep-V hull w/ reverse chines
- Injected and level foam floatation
- Stainless Steel transom and bow eyes
- Treated 7-ply marine-grade plywood floor and decks
- EZ-clean Dura-Deck vinyl floor
- Large and practical slip-resistant side decks
- 3M highly reflective safety striping on Legend name
- Torsion beam energy transfer system
- .100 gauge super-thick two-piece alum. hull construction

## PREFERRED EQUIPMENT PACKAGE

These features are typically optional on most comparable models, but come standard for you to enjoy on the 16 XTE SPORT.

INCLUDED:

FULL STAND-UP ALL-WEATHER TOP



SPACE-SAVING TRAILER SWING TONGUE



SWIM PLATFORM W/ FOLD DOWN STEP



4" FISH/DEPTH FINDER



EZ-LOAD TRAILER GUIDES



DRIVER'S SEAT SLIDER



12 VOLT POWER OUTLET



BIG WHEEL BACKSAVER JACK AND DOLLY



2 DELUXE ROD HOLDERS



LEGEND QUICK LATCH TIE DOWNS



**For a Limited Time...You Pay: \$0.**



Add a MinnKota PowerDrive Trolling Motor



Add a MinnKota Terrova Trolling Motor

Looking for more information? See: Family and Fishing Boats Accessories | PG 67

Visit [legendboats.com](http://legendboats.com)  
TO SEE IT **UP CLOSE**





XTE-SERIES  
**18 XTE**

With Mercury 90 ELPT 4-Stroke and Glide-on Trailer



**SCAN THE QR CODE**

with your mobile phone camera for your

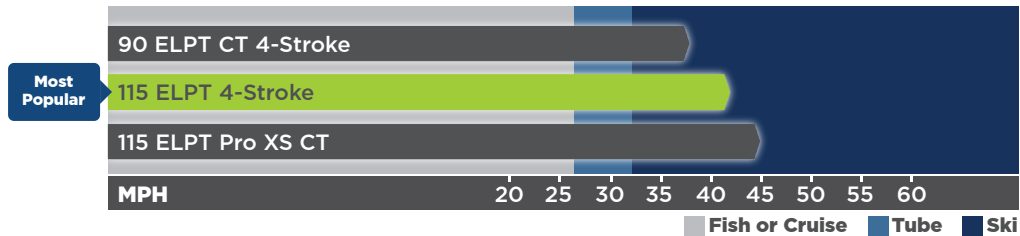
**ALL-IN  
PRICE**

NO EXTRA FEES\*



**CHOOSE YOUR POWER**

Upgrade from a 90 ELPT 4-Stroke



**SPECIFICATIONS**

Length	17'6"	Beam	90"
Hull Depth	41"	Inside Depth	26"
Aluminum Thickness	0.100	Maximum Horsepower	150
Maximum Capacity	1744 lbs	Bottom Width	76"
Package Length	19'9"	Package Width	92"
Towing Weight	2534 lbs	Fuel Capacity	95 L

## TAKE A CLOSER LOOK

These details are what make the **Legend Difference**



Full stand-up all-weather top extends your boating season (#FTBC-18XT).



Enjoy a tournament-sized livewell with separate bait bucket.



Bluetooth stereo, fish/depth finder, and illuminated gauges and switches.



Massive bow casting deck with tons of storage for all your gear and more.



Convenient rod holders at both the bow and the stern.



Pre-wired for optional trolling motor, available for as little as.

### WE'VE GOT YOU COVERED

**.100**  
GAUGE

**.100 Gauge**  
Perfect-Flex Aluminum



**All-Welded**  
Aluminum Hull



**Leakproof**  
For Life Warranty



**6YR**

**6-Year**  
WOWranty

## STANDARD FEATURES - ALWAYS INCLUDED

### ADDITIONAL FEATURES

- 6 Mooring Cleats or Handles
- Removable navigation and anchor lights
- Pre-wired for 12/24V electric trolling motor
- Automatic bilge pump
- Built-in under-floor fuel tank - 95 L

### DECKS AND STORAGE

- Large front casting deck w/ oversized storage
- Large rear casting deck w/ dual seat mounts and storage
- Port and starboard integral lockable rod boxes - 9'
- Lockable in-floor rod locker w/ tube holders for 6 rods
- Perko T-handle flush locks and under rear seat storage
- Rear battery storage area
- 6 drink holders

### SEATING

- 4 on the floor seat base configuration
- Removable ErgoMax swivel chairs - 3

### LIVEWELL(S)

- Bow livewell - Aerated - 114 L
- Integrated bait bucket
- Threaded Sure-Lock stand pipe w/ overflow protection

### CONSOLE

- Deluxe Full-Vu console w/ woodgrain dash panels
- Deluxe passenger console w/ extra-large glove box
- Chrome-bezeled and backlit speedometer and tachometer
- EZ-reset circuit breakers, switches and gauges
- High profile clear-curved walk-through windshield

### CONSTRUCTION

- .100 gauge aluminum hull and bow rib construction
- 17° Deep-V hull w/ reverse chines
- Injected and level foam floatation
- Stainless Steel transom and bow eyes
- Treated 7-ply marine-grade plywood floor and decks
- EZ-clean Dura-Deck vinyl floor
- Large and practical slip-resistant side decks
- 3M highly reflective safety striping on Legend name
- Torsion beam energy transfer system

## PREFERRED EQUIPMENT PACKAGE

These features are typically optional on most comparable models, but come standard for you to enjoy on the 18 XTE.

	INCLUDED:
TILT STEERING	✓
SPACE-SAVING TRAILER SWING TONGUE	✓
EZ-LOAD TRAILER GUIDES	✓
4" FISH/DEPTH FINDER	✓
DRIVER'S SEAT SLIDER	✓
12 VOLT POWER OUTLET	✓
BIG WHEEL BACKSAVER JACK AND DOLLY	✓
2 DELUXE ROD HOLDERS	✓
LEGEND QUICK LATCH TIE DOWNS	✓

**For a Limited Time...You Pay: \$0.**



Add a MinnKota PowerDrive Trolling Motor



Add a MinnKota Terrova Trolling Motor

Looking for more information? See: Family and Fishing Boats Accessories | PG 67

Visit [legendboats.com](http://legendboats.com)  
TO SEE IT **UP CLOSE**



XTE-SERIES

# 18 XTE SPORT

With Mercury 90 ELPT 4-Stroke and Glide-on Trailer



SCAN THE QR CODE

with your mobile phone camera for your

**ALL-IN  
PRICE**

NO EXTRA FEES\*



## 50/50 SPLIT CONVERTA-BENCH.



1st position: Two comfortable seats for two comfortable people.



2nd position: Why choose? Split the bench halfway for both a casting deck and a comfy bench.

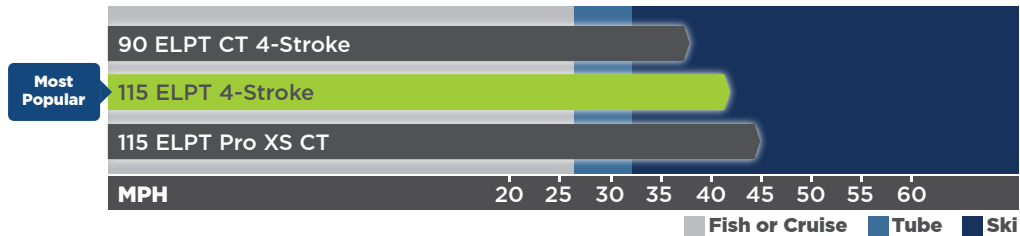


3rd position: Go all-in for a massive rear casting deck. There's no wrong way to use this 50/50 split bench.

## CHOOSE YOUR POWER



Upgrade from a 90 ELPT 4-Stroke



## SPECIFICATIONS

Length	17'6"	Beam	90"
Hull Depth	41"	Inside Depth	26"
Aluminum Thickness	0.100	Maximum Horsepower	150
Maximum Capacity	1744 lbs	Bottom Width	76"
Package Length	19'9"	Package Width	92"
Towing Weight	2484 lbs	Fuel Capacity	95 L



## TAKE A CLOSER LOOK

These details are what make the **Legend Difference**



Full stand-up all-weather top extends your boating season.



Lockable side storage fits rods up to 7'



Enjoy a tournament-sized livewell with separate bait bucket



Bluetooth stereo, fish/depth finder, and illuminated gauges and switches.



Aft swim platform for easy boarding.



All-weather protection. Available on 16 and 18 XTE Sport models only.

### WE'VE GOT YOU COVERED

**.100**  
GAUGE

**.100 Gauge**  
Perfect-Flex Aluminum



**All-Welded**  
Aluminum Hull



**Leakproof**  
For Life Warranty

+

**6YR**

**6-Year**  
WOWranty

## STANDARD FEATURES - ALWAYS INCLUDED

### ADDITIONAL FEATURES

- 6 Mooring Cleats or Handles
- Removable navigation and anchor lights
- Pre-wired for 12/24V electric trolling motor
- Built-in under-floor fuel tank - 95 L
- Automatic bilge pump

### DECKS AND STORAGE

- Large front casting deck w/ oversized storage
- Large rear casting deck w/ dual seat mounts and storage
- Port and starboard integral lockable rod boxes - 7'
- Perko T-handle flush locks and under rear seat storage
- Rear battery storage area
- 6 drink holders
- Lockable in-floor rod locker w/ tube holders for 6 rods

### SEATING

- Legend EZ-Flip Extenda-Deck Converta-Bench
- 4 on the floor seat base configuration
- Removable ErgoMax swivel chairs - 2

### LIVEWELL(S)

- Bow livewell - Aerated - 114 L
- Integrated bait bucket
- Threaded Sure-Lock stand pipe w/ overflow protection

### CONSOLE

- Deluxe Full-Vu console w/ woodgrain dash panels
- Deluxe passenger console w/ extra-large glove box
- Chrome-bezeled and backlit speedometer and tachometer
- EZ-reset circuit breakers, switches and gauges
- High profile clear-curved walk-through windshield

### CONSTRUCTION

- .100 gauge aluminum hull and bow rib construction
- 17° Deep-V hull w/ reverse chines
- Injected and level foam floatation
- Stainless Steel transom and bow eyes
- Treated 7-ply marine-grade plywood floor and decks
- EZ-clean Dura-Deck vinyl floor
- Large and practical slip-resistant side decks
- 3M highly reflective safety striping on Legend name
- Torsion beam energy transfer system

## PREFERRED EQUIPMENT PACKAGE

These features are typically optional on most comparable models, but come standard for you to enjoy on the 18 XTE SPORT.

	INCLUDED:
FULL STAND-UP ALL-WEATHER TOP	✓
TILT STEERING	✓
SPACE-SAVING TRAILER SWING TONGUE	✓
SWIM PLATFORM W/ FOLD DOWN STEP	✓
EZ-LOAD TRAILER GUIDES	✓
4" FISH/DEPTH FINDER	✓
DRIVER'S SEAT SLIDER	✓
12 VOLT POWER OUTLET	✓
BIG WHEEL BACKSAVER JACK AND DOLLY	✓
2 DELUXE ROD HOLDERS	✓
LEGEND QUICK LATCH TIE DOWNS	✓

**For a Limited Time...You Pay: \$0.**



Add a MinnKota PowerDrive Trolling Motor



Add a MinnKota Terrova Trolling Motor

Looking for more information? See: Family and Fishing Boats Accessories | PG 67

Visit [legendboats.com](http://legendboats.com)  
TO SEE IT **UP CLOSE**



# R-SERIES



NO FUSS, NO MUSS. JUST YOU, YOUR PEOPLE, YOUR BOAT  
AND THE GREAT OUTDOORS.

12 Ultralite • 14 Ultralite • 14 Widebody • 16 Widebody • 14 ProSport LS • 16 ProSport LS • 16 ProSport SC • 15 Angler • 15 AllSport



### CAST AWAY

If your top 3 priorities are fishing, angling, and casting, the R-Series is just for you.



### PERFECT FOR TROLLING

With their light construction, R-Series models are ideal for quietly trolling shallow waters.



### INCREDIBLE STABILITY

With no less than 3 external keels, full-length Deep-V hull, lap-straked side walls, square chines, and reinforced bow ribs, the R-Series models provide as smooth a ride as any utility boat on the market.



### UNINTERRUPTED VIEWS

Let nature serenade you with loon calls, the pitter patter of fluttering wings, and the occasional fish breaching the surface for a nibble.



### GO ANYWHERE

Whether it's a 12 ultralite or a 15 Angler, our riveted boats are designed to help you get on a plane, navigate shallow waters, and stay perfectly dry the whole time.



### TILLER VS. CONSOLE? THE CHOICE IS YOURS.

Do you like to sit back with one hand resting on the wheel? Or, do you prefer to sit up and take charge? Either way, the R-Series is here for you with 6 tiller models, 2 side consoles, and 1 full-windshield model.

## WE'VE GOT YOU COVERED

Up to

**.100**  
GAUGE

**.100 Gauge**  
Perfect-Flex Aluminum



**Riveted**  
Construction



**Lifetime**  
Main Seam Warranty

+

**6YR**

**6-Year**  
wOwarranty



R-SERIES  
**15 ANGLER**

With Mercury 25 ELPT 4-Stroke and Glide-on Trailer



**SCAN THE QR CODE**  
with your mobile phone camera for your

**ALL-IN PRICE**  
NO EXTRA FEES\*



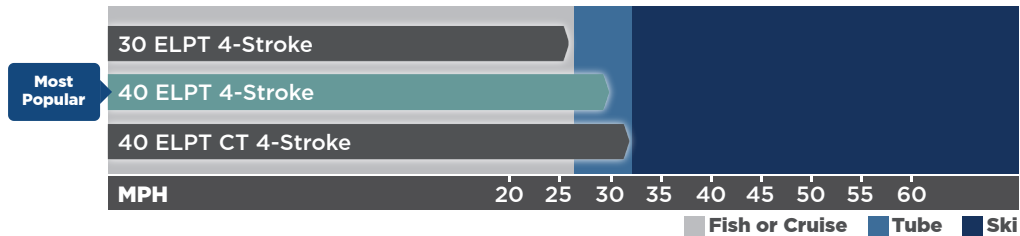
Add a Bimini top (#BTB-68).



Add additional utility fishing chairs.

**CHOOSE YOUR POWER**

Upgrade from a 25 ELPT 4-Stroke



**SPECIFICATIONS**

Length	15'1"	Beam	76"
Hull Depth	31"	Inside Depth	25"
Aluminum Thickness	0.100	Maximum Horsepower	50
Maximum Capacity	1000 lbs	Bottom Width	64"
Package Length	17'1"	Package Width	76"
Towing Weight	1420 lbs	Fuel Capacity	Portable

## TAKE A CLOSER LOOK

These details are what make the **Legend Difference**



Find the best fishing spot with the included fish/depth finder.




Store all your gear with extra-large bow storage compartments.



Rear casting deck and utility 360° swivel fishing chairs



Enjoy a 15 US GAL livewell in this sweet bow casting deck.



Keep your rods ready for action with Drop 'N' Go rod holders.



Add 2 optional chairs to create comfortable seating for 4 people.

### WE'VE GOT YOU COVERED

**.100**  
GAUGE

**.100 Gauge**  
Perfect-Flex Aluminum



**Riveted**  
Construction



**Lifetime**  
Main Seam Warranty



**6YR**

**6-Year**  
WOWranty

## STANDARD FEATURES - ALWAYS INCLUDED

### ADDITIONAL FEATURES

- Automatic bilge pump
- Pre-wired for 12V electric trolling motor

### SAFETY

- Navigational lights

### DECKS AND STORAGE

- Large bow casting deck w/ oversized storage compartment
- Bow deck for easy electric motor installation
- Rear fuel tank and battery storage area
- 4 drink holders
- Drop 'N' Go port and starboard rod holders

### SEATING

- 2 Utility Fishing Chairs

### LIVEWELL(S)

- Livewell - 57 L
- High capacity aerator pump
- Threaded Sure-Lock stand pipe w/ overflow protection

### CONSTRUCTION

- .100 Gauge Riveted Seamless Hull Bottom
- 5° Deep-V hull w/ hard chines
- Multiple .100 gauge bow ribs for maximum strength
- .100 gauge full-width bottom ribs
- 3 full-length .100 gauge keels
- Full-length molded splash rails
- Heavy-duty transom knee brace
- Alum. bow w/ integrated grab and mooring handles
- Stainless steel bow eye or lift handle
- Stainless steel transom eyes or lift handles
- EZ-grip gunnel
- Level foam floatation
- Treated 7-ply marine-grade plywood floor and decks
- High-gloss oven-cured urethane exterior paint
- 3M highly reflective safety striping on Legend name
- EZ-clean Dura-Deck vinyl floor

## PREFERRED EQUIPMENT PACKAGE

These features are typically optional on most comparable models, but come standard for you to enjoy on the 15 ANGLER.

INCLUDED:

REMOVABLE TINTED WINDSCREEN



SPACE-SAVING TRAILER SWING TONGUE



4" FISH/DEPTH FINDER



EZ-LOAD TRAILER GUIDES



DRIVER'S SEAT SLIDER



BIG WHEEL BACKSAVER JACK AND DOLLY



2 DELUXE ROD HOLDERS



LEGEND QUICK LATCH TIE DOWNS



**For a Limited Time...You Pay: \$0.**



Add a MinnKota PowerDrive Trolling Motor



Add a MinnKota Terrova Trolling Motor

Looking for more information? See: Family and Fishing Boats Accessories | PG 67

Visit [legendboats.com](http://legendboats.com)  
TO SEE IT **UP CLOSE**



R-SERIES

# 15 ALLSPORT

With Mercury 40 ELPT 4-Stroke and Glide-on Trailer



SCAN THE QR CODE

with your mobile phone camera for your

**ALL-IN  
PRICE**

NO EXTRA FEES\*



Full stand-up all-weather top **included**.

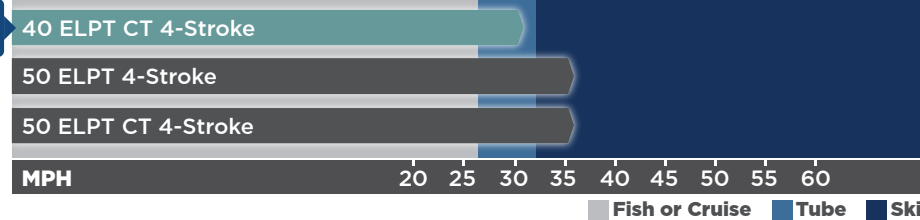


Add additional utility fishing chairs.

## CHOOSE YOUR POWER

Upgrade from a 40 ELPT 4-Stroke

Most Popular



## SPECIFICATIONS

Length	15'1"	Beam	76"
Hull Depth	31"	Inside Depth	25"
Aluminum Thickness	0.100	Maximum Horsepower	50
Maximum Capacity	1144 lbs	Bottom Width	64"
Package Length	17'1"	Package Width	76"
Towing Weight	1450 lbs	Fuel Capacity	Portable



## TAKE A CLOSER LOOK

These details are what make the **Legend Difference**



All-weather protection



Store all your gear with extra-large bow storage compartments.



Enjoy a 15 gal bow livewell on this sweet front casting deck.



Find the best fishing spots with an included fish/depth finder.



Add 2 optional chairs to create comfortable seating for 4 people.



Oversized aft casting deck provides plenty of room to fish.

### WE'VE GOT YOU COVERED

**.100**  
GAUGE

**.100 Gauge**  
Perfect-Flex Aluminum



**Riveted**  
Construction



**Lifetime**  
Main Seam Warranty



**6YR**

**6-Year**  
WOWranty

## STANDARD FEATURES - ALWAYS INCLUDED

### ADDITIONAL FEATURES

- Automatic bilge pump
- Pre-wired for 12V electric trolling motor

### SAFETY

- Navigational lights

### DECKS AND STORAGE

- Large bow casting deck w/ oversized storage compartment
- Bow deck for easy electric motor installation
- Rear fuel tank and battery storage area
- 5 drink holders

### SEATING

- 2 Utility Fishing Chairs

### LIVWELL(S)

- Livewell - 57 L
- High capacity aerator pump
- Threaded Sure-Lock stand pipe w/ overflow protection

### CONSTRUCTION

- .100 Gauge Riveted Seamless Hull Bottom
- 5° Deep-V hull w/ hard chines
- Multiple .100 gauge bow ribs for maximum strength
- .100 gauge full-width bottom ribs
- 3 full-length .100 gauge keels
- Full-length molded splash rails
- Heavy-duty transom knee brace
- Alum. bow w/ integrated grab and mooring handles
- Stainless steel bow eye or lift handle
- Stainless steel transom eyes or lift handles
- EZ-grip gunnel
- Level foam floatation
- Treated 7-ply marine-grade plywood floor and decks
- High-gloss oven-cured urethane exterior paint
- 3M highly reflective safety striping on Legend name
- EZ-clean Dura-Deck vinyl floor

## PREFERRED EQUIPMENT PACKAGE

These features are typically optional on most comparable models, but come standard for you to enjoy on the 15 ALLSPORT.

INCLUDED:

FULL STAND-UP ALL-WEATHER TOP



SPACE-SAVING TRAILER SWING TONGUE



4" FISH/DEPTH FINDER



EZ-LOAD TRAILER GUIDES



DRIVER'S SEAT SLIDER



BIG WHEEL BACKSAVER JACK AND DOLLY



2 DELUXE ROD HOLDERS



LEGEND QUICK LATCH TIE DOWNS



**For a Limited Time...You Pay: \$0.**



Add a MinnKota PowerDrive Trolling Motor



Add a MinnKota Terrova Trolling Motor

Looking for more information? See: Family and Fishing Boats Accessories | PG 67

Visit [legendboats.com](http://legendboats.com)  
TO SEE IT **UP CLOSE**



# R-SERIES 16 PROSPORT SC

With Mercury 25 ELPT 4-Stroke and Glide-on Trailer



**SCAN THE QR CODE**

with your mobile phone camera for your

**ALL-IN  
PRICE**

NO EXTRA FEES\*



## PREFERRED EQUIPMENT PACKAGE

These features are typically optional on most comparable models, but come standard for you to enjoy on the 16 PROSPORT SC.

**INCLUDED:**

- REMOVABLE TINTED WINDSCREEN
- SPACE-SAVING TRAILER SWING TONGUE
- 4" FISH/DEPTH FINDER
- EZ-LOAD TRAILER GUIDES
- BIG WHEEL BACKSAVER JACK AND DOLLY
- 2 DELUXE ROD HOLDERS
- LEGEND QUICK LATCH TIE DOWNS

**For a Limited Time...You Pay: \$0.**

## STANDARD FEATURES - ALWAYS INCLUDED

### ADDITIONAL FEATURES

- Pre-wired for 12V electric trolling motor

### SAFETY

- Navigational lights
- Automatic Bilge Pump w/ float switch

### DECKS AND STORAGE

- Large bow casting deck w/ oversized storage compartment
- Bow deck for easy electric motor installation
- Rear fuel tank and battery storage area
- 2 drink holders
- 7' Port side lockable rod box

### SEATING

- 2 Utility Fishing Chairs

### LIVEWELL(S)

- Livewell - 45 L
- High capacity aerator pump
- Threaded Sure-Lock stand pipe w/ overflow protection

### CONSOLE

- Removable Tinted Windscreen

### CONSTRUCTION

- .100 Gauge One-Piece Aluminum Seamless Hull Bottom
- 5" Deep-V hull w/ hard chines
- Multiple .100 gauge bow ribs for maximum strength
- .100 gauge full-width bottom ribs
- 3 full-length .100 gauge keels
- Full-length molded splash rails
- Heavy-duty transom knee brace
- Alum. bow w/ integrated grab and mooring handles
- Stainless steel bow eye or lift handle
- Stainless steel transom eyes or lift handles
- EZ-grip gunnel
- Level foam floatation
- Treated 7-ply marine-grade plywood floor and decks
- High-gloss oven-cured urethane exterior paint
- 3M highly reflective safety striping on Legend name
- EZ-clean Dura-Deck vinyl floor

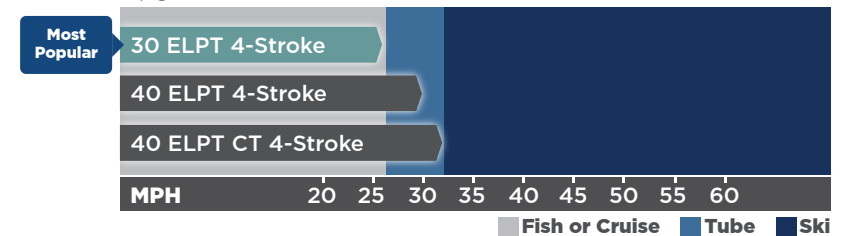
## SPECIFICATIONS

Length	16'2"	Beam	68"
Hull Depth	29"	Inside Depth	20"
Aluminum Thickness	0.100	Maximum Horsepower	40
Maximum Capacity	1201 lbs	Bottom Width	56"
Package Length	18'1"	Package Width	70"
Towing Weight	1390 lbs	Fuel Capacity	Portable

## CHOOSE YOUR POWER



Upgrade from a 25 ELPT 4-Stroke



## WE'VE GOT YOU COVERED

**.100 GAUGE**  
Perfect-Flex Aluminum

**Riveted Construction**

**Lifetime Main Seam Warranty**

+

**6YR**  
6-Year WOWranty

Visit [legendboats.com](http://legendboats.com)  
**TO SEE IT UP CLOSE**



# R-SERIES 14 AND 16 PROSPORT LS

With Mercury 20 ELH EFI 4-Stroke and Glide-on Trailer



**SCAN THE QR CODE**

with your mobile phone camera for your

**ALL-IN PRICE**

NO EXTRA FEES\*



## PREFERRED EQUIPMENT PACKAGE

These features are typically optional on most comparable models, but come standard for you to enjoy on the 14 PROSPORT LS or 16 PROSPORT LS.

	INCLUDED:
SPACE-SAVING TRAILER SWING TONGUE	✓
4" FISH/DEPTH FINDER	✓
EZ-LOAD TRAILER GUIDES	✓
BIG WHEEL BACKSAVER JACK AND DOLLY	✓
2 DELUXE ROD HOLDERS	✓
LEGEND QUICK LATCH TIE DOWNS	✓

**For a Limited Time...You Pay: \$0.**

## STANDARD FEATURES - ALWAYS INCLUDED

### ADDITIONAL FEATURES

- Pre-wired for 12V electric trolling motor

### SAFETY

- Navigational lights
- Automatic Bilge Pump w/ float switch

### DECKS AND STORAGE

- Large front casting deck w/ oversized storage
- Bow deck for easy electric motor installation
- Rear fuel tank and battery storage area
- 2 drink holders
- 6.5' Port side lockable rod box

### SEATING

- 2 Removable fishing chairs
- Split vinyl-covered rear seats

### LIVWELL(S)

- Livewell - 45 L
- High capacity aerator pump
- Threaded Sure-Lock stand pipe w/ overflow protection

### CONSTRUCTION

- .100 Gauge One-Piece Aluminum Seamless Hull Bottom
- 5" Deep-V hull w/ hard chines
- Multiple .100 gauge bow ribs for maximum strength
- .100 gauge full-width bottom ribs
- 3 full-length .100 gauge keels
- Full-length molded splash rails
- Heavy-duty transom knee brace
- Alum. bow w/ integrated grab and mooring handles
- Stainless steel bow eye or lift handle
- Stainless steel transom eyes or lift handles
- EZ-grip gunnel
- Level foam flotation
- Treated 7-ply marine-grade plywood floor and decks
- High-gloss oven-cured urethane exterior paint
- 3M highly reflective safety striping on Legend name
- EZ-clean Dura-Deck vinyl floor

## SPECIFICATIONS

14 ProSport LS / 16 ProSport LS

Length	14'3"/16'2"	Beam	68"/68"
Hull Depth	29"/29"	Inside Depth	20"/20"
Aluminum Thickness	0.100/0.100	Maximum Horsepower	30/30
Maximum Capacity	920 lbs/1220 lbs	Bottom Width	56"/56"
Package Length	17'1"/18'1"	Package Width	70"/70"
Towing Weight	1250 lbs/1300 lbs	Fuel Capacity	Portable/Portable

## CHOOSE YOUR POWER



### 14 PROSPORT LS OR 16 PROSPORT LS

Upgrade from a 20 ELH EFI 4-Stroke

20 ELHPT EFI 4-Stroke
25 ELH 4-Stroke
25 ELHPT 4-Stroke
30 ELHPT 4-Stroke

## WE'VE GOT YOU COVERED

**.100 GAUGE**  
**.100 Gauge**  
Perfect-Flex Aluminum

**Riveted Construction**

**Lifetime Main Seam Warranty**

+

**6YR**  
**6-Year WOWranty**

Visit [legendboats.com](http://legendboats.com)  
**TO SEE IT UP CLOSE**





# R-SERIES 14 AND 16 WIDEBODY

With Mercury 9.9 MLH 4-Stroke (Shown with optional trailer)



**SCAN THE QR CODE**

with your mobile phone camera for your

**ALL-IN  
PRICE**

NO EXTRA FEES\*



## CHOOSE YOUR POWER



### 14 WIDEBODY OR 16 WIDEBODY

Upgrade from a 9.9 MLH 4-Stroke

- 15 MLH EFI 4-Stroke
- 9.9 ELH 4-Stroke
- 20 MLH EFI 4-Stroke
- 15 ELH EFI 4-Stroke
- 20 ELH EFI 4-Stroke
- 25 MLH 4-Stroke
- 20 ELHPT EFI 4-Stroke
- 15 ELHPT EFI 4-Stroke Pro Kicker
- 25 ELH 4-Stroke
- 25 ELHPT 4-Stroke
- 30 MLHGA 4-Stroke
- 30 ELHGA 4-Stroke
- 30 ELHPT 4-Stroke

## STANDARD FEATURES - ALWAYS INCLUDED

### DECKS AND STORAGE

- Rear fuel tank and battery storage area
- Drop 'N' Go port and starboard rod holders

### SEATING

- Vinyl-covered front bench
- 2 Full-width benches
- Split vinyl-covered rear seats

### CONSTRUCTION

- .100 Gauge One-Piece Aluminum Seamless Hull Bottom
- Two oar locks
- 5" Deep-V hull w/ hard chines
- Multiple .100 gauge bow ribs for maximum strength
- 3 full-length .100 gauge keels
- Full-length molded splash rails
- Heavy-duty transom knee brace
- Alum. bow w/ integrated grab and mooring handles
- Stainless steel bow eye or lift handle
- Stainless steel transom eyes or lift handles
- EZ-grip gunnel
- Level foam flotation
- Slip-resistant and anti-glare non-skid interior paint
- High-gloss oven-cured urethane exterior paint
- 3M highly reflective safety striping on Legend name

## SPECIFICATIONS

14 Widebody / 16 Widebody

Length	14'3"/16'2"	Beam	68"/68"
Hull Depth	29"/29"	Inside Depth	20"/20"
Aluminum Thickness	0.100/0.100	Maximum Horsepower	30/30
Maximum Capacity	1047 lbs/1100 lbs	Bottom Width	56"/56"
Package Length	17'1"/18'4"	Package Width	70"/70"
Towing Weight	857 lbs/1040 lbs	Fuel Capacity	Portable/Portable

## WE'VE GOT YOU COVERED

**.100  
GAUGE**  
**.100 Gauge**  
Perfect-Flex Aluminum

**Riveted  
Construction**

**Lifetime  
Main Seam Warranty**

+

**6YR**  
**6-Year  
WOWranty**

Visit [legendboats.com](http://legendboats.com)  
**TO SEE IT UP CLOSE**



# R-SERIES 12 AND 14 ULTRALITE

With Mercury 2.5 MH 4-Stroke



**SCAN THE QR CODE**

with your mobile phone camera for your

**ALL-IN  
PRICE**

NO EXTRA FEES\*



## CHOOSE YOUR POWER



### 12 ULTRALITE OR 14 ULTRALITE

Upgrade from a 2.5 MH 4-Stroke

3.5 MH 4-Stroke

4 MH 4-Stroke

5 MH 4-Stroke

6 MH 4-Stroke

8 MH 4-Stroke

8 EH 4-Stroke

9.9 MH 4-Stroke

15 MH EFI 4-Stroke (14 Ultralite only)

9.9 EH 4-Stroke

15 EH EFI 4-Stroke (14 Ultralite only)

## STANDARD FEATURES - ALWAYS INCLUDED

### SAFETY

- Anti-glare and slip-resistant non-skid interior paint

### SEATING

- 3 full-width high-mounted aluminum benches

### CONSTRUCTION

- Alum. bow and corner caps w/ integrated grab handles
- Two oar locks
- Riveted hull
- 4'8" beam

## SPECIFICATIONS

12 Ultralite / 14 Ultralite

Length	11'9"/13'1"	Beam	56"/59"
Hull Depth	20"/20"	Aluminum Thickness	0.050/0.050
Maximum Horsepower	10/15	Maximum Capacity	627 lbs/700 lbs
Fuel Capacity	Portable/Portable		

## WE'VE GOT YOU COVERED

**Riveted  
Construction**

**Lifetime  
Main Seam Warranty**

+

**6YR  
WOWranty**

Visit [legendboats.com](http://legendboats.com)

TO SEE IT **UP CLOSE**





## Family And Fishing Boat Accessories









# All-Weather Protection

Everyone should have protection, especially if it extends your season.

Being Canadian, we understand the harsh reality of the Canadian climate. That's why the preferred equipment package for almost every full windshield Legend model † includes the industry's toughest, most practical stand-up top, constructed with Legend's ProTech material. You'll be more comfortable, warmer and dryer regardless of what Mother Nature throws your way.

### Front Aerodynamically Matched to the Windshield

Reduces wind resistance at high speeds on the water, which increases fuel efficiency and allows for full throttle performance with the top up.

### All Snaps Are Installed Through Thick Legend ProTech Material

Our strong material provides a solid fastening point as opposed to plastic, which snaps could tear through easily.



### Rear Angled Support Bar

Much stronger than a strap, it adds greatly to the overall strength of the top and allows for the top to be stored in an arch out of the way.



### Three Bar 7/8" Tubular Frame

Our tubing is thicker and therefore stronger than industry standards. A third centre bar keeps the top in an arched formation preventing sag at any speed on the water.

### Weather-Resistant Design

Helps to reduce wind and water from entering the boat, keeping you warm and dry.



### Full Stand-Up Design That Works at Full Speed On the Water

Allows for comfortable upright maneuvering in the boat with no need to take it down even at high speeds on the water.

†Full top optional on the 16 XTE model. Never use while trailering. Not for highway use or winter storage.



### Extra-wide Double-Zippered walk through with window

The walk-through window opens fully to allow for easy passage and allows visibility even when closed.

### Double-Stitched Zippers

Provide lasting quality in areas that receive the most stress.



### Pull-A-Dot Snaps

Used in strategic areas, they are a specially designed locking snap that keeps your top securely fastened.

### All-Metal Fittings

Unlike plastic fittings, metal ones are less likely to crack, break, or wear out.



**5+1 Year**  
Canvas Warranty

## Legend ProTech Tear and Mildew-Resistant Synthetic Material

Backed by a 5 year warranty, it is guaranteed not to rot or fade and will resist tearing, even if punctured. Stitching, zippers, seams and other top components are covered for 1 year.



# Legend Glide-On Trailers

Quality is the reason we choose Shoreland'r as the exclusive supplier for our Legend custom-matched Glide-On trailers. A high quality trailer means a high quality boating experience from loading and unloading to highway driving.

## ShoreArm'r Paint


Our premier ShoreArm'r Black powder coat paint is a textured matte black coating. It is applied electrostatically and baked on for a chip resistant heavy-duty finish.

## Self-Lubricating Bearing Buddies

Automatically injects grease to the bearing resulting in less wear.

## Space Saving Swing Tongue

This feature reduces storage length as much as 24" making it easier to fit in a garage and helps prevent shin smashing.



## Enclosed Custom-Moulded Fenders

Non-corroding and dent-resistant, they protect your boat from road debris and provide a safe, solid step.



## Lights With Rear Built-In Step

Reliable, submersible lamp service while the step protects the tail lights and allows access to the boat.

## Each Light Has Its Own Power Source and Ground Wire

Keeps your lights bright and working at night, even if one goes out.



## Adjustable 2" Ball Safety Coupler with Locking Pin

The coupler easily adjusts for greater hold and the pin prevents release while travelling.



## Heavy-Duty Nylon Winch Strap

The threaded seam is protected from the elements with a 3' loop that eliminates stress on stitching.



## Self-Centering Carpeted Bunk Design

Launching and loading are made effortless. The boat loads straight, stops easily and is supported over its full length for even weight distribution. Larger models have quad banks for even more support.

## Extra-Long Safety Chains with Locking Clips

Secure safety chains will not tangle or kink like cables. Easily reaches most vehicles and clips prevent unlatching during travel.

## Reverse-Angled Winch Stand with Oversized Rubber Roller

Holds the bow in place during transport preventing unwanted forward movement and safely stops the boat when loading.

## Contoured Padded Cross Members and Lower Axle

The boat sits lower, providing a more stable centre of gravity which allows for launching and loading in shallower water.

**5+1 Year**

Legend Glide-On  
Trailer Warranty

## Welded Tubular Steel Frame

Strong, clean construction with less bolts to worry about, plus the tubular design provides protective housing for wiring. This is by far the best frame in the industry, covered by the best warranty; a 5-year frame warranty and 1-year complete tongue to tail light warranty.



# Trailer & Covers

## Bow to Stern Cover

Our custom-fit bow to stern mooring cover provides complete protection for your Legend boat. Protect your investment and keep your boat looking new. (Not for winter storage)

14' + 16' WideBody and ProSport  
15' + 16' | 17' + 18' | 19' + 20'

Prices vary by model and size.



## Quick and Easy Ratchet System

Just slide the cover over top of your boat, tighten up the ratchet and you're done. It's that easy!



## Multi-vent Air Circulation System

Vents humidity to let your boat dry quickly.



## Bimini Top

Designed for our side console and utility models, this custom-fit top provides protection from the hot sun and rain. It is constructed from Legend ProTech fabric and an all-aluminum frame and includes a convenient bimini boot.

# BTB-68  
For boats up to 76" wide

# BTB-90  
For boats 80" to 92" wide



## Legend Motor Covers

Protects the engine cowling, lower unit, and propeller during transport or storage.

30HP or less | 40HP - 60HP  
75HP - 200HP



## Bow Protector

Attaches to the bow to stern cover and protects the bow during transport or storage.

R-Series | 16' to 19' | 20'



## Spare Tire Carrier

# TA1038-00 2"x3" Frames

Spare Tire Carrier provides a safe and secure way to keep a replacement trailer tire assembly on hand when you need it.



## Motor Support

Protect your boat's transom and motor from trailering stress. This extendable reach motor support is specifically designed for Legend Glide-On trailers.



## Legend Quick Latch Tie Downs (pair)

Our tie downs are quick, easy to use, super-strong and secure your boat safely to your trailer.

# BTDTP3B



## Spare Tire and Rim

12" | 13" | 14"

Don't be left stranded. Having a spare tire will give you peace of mind on your travels to and from the lake.





# Seating

## ErgoMax Reclining Captain's Chair

For those who want only the best. This ultra-comfortable recliner features built-in suspension, a slider, 8" post, adjustable headrest and dual flipping armrests.

- Wood-Free
- Spring-Loaded Suspension
- Flipping Armrests
- Adjustable Headrest
- 18 Recline Positions
- Seat Slider
- Pinchless Hinges

# ERGOMAX RECLINER KIT

# ERGOMAX RECLINER KIT COGNAC



## ErgoMax Swivel Chair

Ergonomically designed to deliver maximum comfort with larger seating surfaces, integrated hand grips for stability, and a clean look in the 'closed' position. Includes a seat mount and post.

- Wood-Free
- Invisible Hinges
- Ergonomically Designed For Extreme Comfort
- Larger Seating Surface
- Folds Flat For A Cleaner Surface

# ERGOMAX SEAT KIT

# ERGOMAX SEAT KIT COGNAC



## Seat Slider

This slider has a gear tooth lock mechanism, locks solidly, disengages easily and rides smoothly on acetal linear bearings.

# 35600281



## Utility Fishing Chair

With an all composite frame and pinchless aluminum hinges, this comfortable chair includes a seat mount and post.

- WOOD-FREE
- PINCHLESS HINGES

# UTILITY SEAT KIT OZONE



## Pro Seat

Allows for excellent stand-up casting positions. Includes: Pro Seat, auto-locking seat mount and extra-long 25" post.

- COMPACT DESIGN

# PRO SEAT KIT GREY

## Bow Cushions

Add bow cushions to your 16 XTE, 16 XTE Sport, 18 XTE, 18 XTE Sport, 16 XTR, 18 XTR, 18 XTR Troller or 20 XTR Troller for ultimate comfort on the water.



## EZ-Flip 50/50 Split Extenda-Deck Converta-Bench

The EZ-Flip 50/50 split extenda-deck converta-bench provides ample seating and converts in 5.4 seconds to a huge rear casting deck. Now available on the 16 XTE and 16 XTE SC



# 9800009220P



# Fun & Safety

## Premium Legend Life Jackets

Premium Legend Neoprene life jackets come in grey/black in men's sizing and blue/black in women's sizing and include a lot of great features!

Colours: Women  Men  # NEOPFD



## ProTroller Smart Tabs

Want better performance and slower trolling? These automatic adjusting trim tabs offer faster planing, better handling, and increased fuel efficiency. With the flip of a lever they fold down into trolling brakes! Troll 35% slower.

# SXPT9510-40 For 20-60 HP # SXPT9510-60 For 75+ HP



Flip Down  
Trolling  
Brakes



Flip up  
Trim Tab  
Position

## Legend Fender Kit

Everything you need to get started including:

- 3 Legend 5"x20" Fenders
  - 3 Fender Loops
  - 1 Legend Key Float
  - 1 Legend Bag
- # LEGEND FENDER KIT



## Package of 6 nylon fender cleats

# 700500



## Deluxe Safety Kit

Everything required by Transport Canada for boating on most lakes.

# DELUXE SAFETY KIT

### Package includes:

- 4 Universal Legend Life Jackets
- 50 ft Buoyant Heaving Line
- Fire Extinguisher
- 2 Mooring Lines
- Safety Whistle
- Waterproof Flashlight
- 10 lb Anchor with 50 ft Rope
- Telescopic Paddle
- Bailing Bucket

See the Transport Canada Safe Boating Guide for your safety requirements.

# ABC123 ABC123

## Custom Boat Numbers

Colour-matched to suit any Legend model, these durable vinyl number and letter packages are easy to install and allow a variety of number and letter combinations. Our numbers meet Transport Canada's regulations for vessel license number display.

Talk to your dealer for more information.



ABC123 ABC123

## Boat Starter Kit

In all the excitement of buying a new boat, you may have forgotten some essential accessories. We've packaged together everything you need to begin the boating lifestyle safely and comfortably.

# STARTER KIT - BOATS

### Package includes:

- Deluxe Safety Kit
- Legend Fender Kit
- Custom Boat Numbers

## Swim Platform

Access to the water for a quick swim and the ability to climb back on board is made easy with this fixed-handle platform and fold-down step.

# 101522BLK

Add an additional step!

# 101524BLK





# Electric Motors & Accessories

## VesselView Mobile<sup>†</sup>

**Get Connected.** Now you can have the power of SmartCraft on your mobile device (iOS or Android) with all the digital data your SmartCraft engine supports! Connect to your engine, and get easy access to maintenance reminders, performance information and diagnostic information. The VesselView Module easily connects to your Mercury outboard.

# 8M0115Q80

<sup>†</sup>May require optional Data Cable and additional labour.

# 879981T20



### Key Features

- Connects your Mercury engine (all SmartCraft-capable engines built since 2003 [40 HP and up]) to your iOS® or Android® mobile device via BLE (Bluetooth® Low Energy 4.0).
- See engine data: fuel flow, water temperature, battery voltage, RPM, engine hours.
- Get fault code diagnostic information in clear language so you know what it means, and understand if that fault is something to be addressed when you return back to the dock or it is something more significant.
- Get mapping information and quick access to points of interest such as fuel or restaurants.
- Access the Mercury Dealer Locator and set your Preferred Dealers.
- View handy checklists associated with your boating lifestyle.
- Receive maintenance reminders and keep a maintenance log.
- Supports up to 22 different languages.

## Active Trim

**Intuitive, Hands-Free Control.** Active Trim is an integrated GPS, speed-based automatic engine trim system from Mercury Marine. This intuitive, hands-free system continually adjusts engine trim based on changes in boat speed to improve performance, fuel economy, and ease of operation. It responds to boat maneuvers with precision and delivers a better overall driving experience. No knowledge of trimming an engine is needed to take advantage of Active Trim.

### Key Features

- As the boat accelerates, the engine will trim out.
- As the boat decelerates, e.g. making a turn, the engine will trim in.
- Active Trim can be overridden at any time by using the manual trim buttons.
- Active Trim allows the boat operator to compensate for changes in boat load, driver preferences, and weather conditions while maintaining full automatic control.
- Active Trim is compatible with Mercury FourStroke outboards from 40 hp and up.

### Analog Troll Control Kits



A troll control option for boats with traditional, analog gauges from 40 hp and up. This easy-to-install kit can make controlling the boat/engine speed easy with the push of a button. Adjusts speed by 10 RPM up to 1,000 RPM. Also available without "Y" harness for installations with SmartCraft.

**Analog # 8M0083439 Data cable # 879981T20**



# MINN KOTA *Terrova*

More power. More innovation. More than enough strength and intelligence to tackle any obstacle and put it in its place. With 55 or 80 pounds of thrust, cool quiet power, an indestructible composite shaft and ingenious technologies like AutoPilot and i-Pilot, Terrova breaks the mold, so you can fish without limits.



## Terrova 55 12V

with i-Pilot, Universal Sonar and Bluetooth® with 54" shaft, foot pedal, quick release bracket and 1 x 60 AMP Breaker

**Installation (Approx 1.5hrs)**

# 1358857 (# 1854036 + #1865106 included)

## Terrova 80 24V

with i-Pilot, Universal Sonar and Bluetooth® with 60" shaft, foot pedal, quick release bracket and 2 X 60 Amp Breaker

**Installation (Approx 1.5hrs)**

# 1358894 (# 1854036 + #1865106 included)

Upgrade to bow panel with 24 Volt Plug

# 34604826

Universal Sonar Adapter for Humminbird

MKR-US2-8 7-Pin Adapter Cable # 1852068

## i-Pilot Wireless GPS Trolling System

The same i-Pilot that lets you lock onto a fishing spot, record and retrace paths, and command speed and steering just got better. Redesigned with a larger LCD screen, more options, and better controls, with dialed in technology that lets you dial in your boat position.



The new i-Pilot system connects via Bluetooth®, allowing for easy software updates to add new features to your system via your smartphone.



Bluetooth® communication allows new i-Pilot to pair with your smartphone, allowing for easy software updates and quick command of speed, steering, Spot-Lock, high speed bypass, and Advanced AutoPilot.

## Minn Kota DeckHand 40 Electric Anchor Winch Kit

With quick-release bracket, davit, DeckHand 40 remote switch and 20 lbs river anchor.

Automatically raise and lower your anchor at the touch of a button. DeckHand 40 has a 40-lb anchor capacity. Pre-spooled with 100 feet of 800-lb test nylon rope. Universal davit can be mounted at base of DeckHand or in remote position on boat deck. Davit also stows anchor horizontally to eliminate anchor swing. Anchor shackle allows for quick changes between anchors. A special anti-drag system senses the bottom to allow for controlled drifting.

**Installation (Approx 3hrs)**

# DECKHAND 40 KIT

## Extra Quick Release Bracket

On packages with trolling motors, add this extra quick release bracket to your trolling motor to quickly remove it and slide the DeckHand electric anchor into place.

# 1854036

## Legend - Minn Kota Battery Charging Systems

Charge your deep cycle batteries without having to remove them. Choose to charge your batteries using 110V AC, 12V DC or both. With the AC charging kits, simply run an extension cord to your boat and plug it into the included charger panel. For DC charging, simply running your main engine extends your deep cycle battery's charge.

### Single Bank Charger



# 1865108 # 1821065

MK-106D on-board AC battery charger with power port

# SBCK  
**Installation (Approx 1.5hr)**

### Dual Bank Charger



# 1865108 # 1822105

MK-210D on-board AC battery charger with power port- 2X5AMP

# DBCK  
**Installation (Approx 1.5hrs)**

Optional charger output extension cable available # 1820089  
**Installation (Approx 1.5hrs)**



MK1 DC charger  
# 1821031  
**Installation (Approx 1hr)**



MK2 DC alternator charger  
# 1821032  
**Installation (Approx 1hr)**





### PiranhaMAX 4 installation (Approx 1hr)

This colour fishfinder features Fish ID+, fish alarms, depth alarms and zooms easily. Brilliant 256-color TFT display shows you everything, even in direct sunlight, allowing you more precise locates.

**4.3" Display**  
272V x 480H, 256 Colour

# 410150-1

### Sonar

**Dual Frequency** 200kHz / 28° @ -10db  
455kHz / 16° @ -10db

**Depth:** 600 ft/320 ft

2400 W (PTP), 300 W (RMS)



DualBeam



### HELIX 7 CHIRP · MEGA DI · GPS G4N Mega Down Imaging Sonar GPS with Navionics+ card

Features MEGA Down Imaging, Dual Spectrum CHIRP Sonar, ethernet networking capability, Bluetooth® connectivity, AutoChart Live, GPS and Humminbird Basemap built-in. The 7", ultra-wide display gives you ample room to view the many pre-loaded split screen view options.

\*Ram Mount may be required for fishfinder installation.

**installation (Approx 2hrs)**

# 411640-1M

**HD** 7" Display  
800H x 480V, 16:9, 16 bit colours

### Sonar

**Dual Spectrum CHIRP** 455kHz / 75° @ -10db  
**MEGA Down Imaging** 800kHz / 45° @ -10db

**CHIRP - Imaging-Frequencies** 455 kHz (440-500 kHz)  
MEGA DI (1075-1150 kHz)

**Depth:** 350 ft (DI)  
12,00 ft (CHIRP)

4,000 W (PTP), 500 W (RMS)

### Internal Precision GPS

Built-In Cartography: AutoChart Live Chartplotting, Receiver and Trackplotting Waypoints, Routes, Tracks/Points - 2,750, 45, 50/20,000



Mega Down Imaging



CHIRP Digital Sonar



SwitchFire



DualBeam PLUS



10Hz Internal



AutoChart Live



Built-In Map



### HELIX 5 CHIRP · Sonar/GPS G3

Features a brilliant 800H x 480V, 5" 256 colour HD display with backlight, DualBeam PLUS sonar with 4000 watts PTP power output, Precision Internal GPS Chartplotter with built-in UniMap cartography and micro SD card slot for optional maps or for saving waypoints. Maximize your angling experience with the Humminbird HELIX 5 CHIRP GPS fishfinder system.

\*Ram Mount may be required for fishfinder installation.

**installation (Approx 2hrs)**

# 411660-1

**HD** 5" Display  
800H x 480V, 16:9, 256 colours

### Sonar

**CHIRP** 200kHz / 20° @ -10db  
**Digital Sonar** 83kHz / 60° @ -10db

**Depth:** 1500 ft

4000 W (PTP), 500 W (RMS)

### Internal Precision GPS

Built-In Cartography: AutoChart Live Chartplotting, Receiver and Trackplotting Waypoints, Routes, Tracks/Points - 2,750, 45, 50/20,000



CHIRP Digital Sonar



SwitchFire



DualBeam PLUS



10Hz Internal



AutoChart Live



Built-In Map



### NAVIONICS+ CARD # 1895051

Simply plug the chip into any PC/Mac and download 2D chart content for marine areas and lakes plus receive a 12 month subscription to Freshest Data which includes: free daily chart updates, Community Edits, Sonar Charts and more. Choose coverage areas from Gold and HotMaps Premium charts North America and download only the necessary areas.

## FIND THE BEST FISHING SPOTS FASTER AND EASIER



### GARMIN STRIKER™ VIVID 5CV WITH TRANSDUCER

Part no.: 010-02551-01

See fish and structure in precise detail with seven new vivid color options to view sonar on this 5" fishfinder. Use the included GT20 transducer to get Garmin CHIRP traditional and ClearVü scanning sonar.

**Installation (Approx 2 hrs)**

\*Ram mount may be required for fishfinder installation.



### GARMIN ECHOMAP™ UHD 65CV WITH TRANSDUCER

Part no.: 010-02332-00

Sunlight-readable, 6" chartplotter/sonar combo comes with a GT24UHD-TM transducer for Ultra High-Definition scanning and CHIRP traditional sonar. It comes with preloaded Canada LakeVü g3 inland maps.

**Installation (Approx 2 hrs)**

\*Ram mount may be required for fishfinder installation.



### GARMIN ECHOMAP™ UHD 75CV WITH TRANSDUCER

Part no.: 010-02336-00

This 7" touchscreen chartplotter/sonar combo comes with a GT24UHD-TM transducer for Ultra High-Definition scanning and CHIRP traditional sonar. It includes preloaded Canada LakeVü g3 inland maps.

**Installation (Approx 2 hrs)**

\*Ram mount may be required for fishfinder installation.



### GARMIN ECHOMAP™ UHD 95SV WITH TRANSDUCER

Part no.: 010-02525-00

See below and around your boat in incredible detail with this 9" touchscreen chartplotter/sonar combo featuring vivid sonar color palettes. It comes with a GT56UHD-TM transducer for Ultra High-Definition scanning and CHIRP traditional sonar. It includes preloaded Canada LakeVü g3 inland maps.

**Installation (Approx 2 hrs)**

\*Ram mount may be required for fishfinder installation.

### UPGRADE TO SIDEVÜ MODEL

#### ECHOMAP™ UHD 75SV WITH TRANSDUCER

Part no.: 010-02521-00

**Installation (Approx 2 hrs)**



# More Accessories

## Ram Mount for Helix 5

The RAM-202-153-202 consists of a 2.5" diameter round base (Universal AMPs Hole Pattern), double socket arm and 1.5" x 3" rectangular base. The rectangular base contains four holes with a center to center pattern of 1" x 2.5".

Installation (Approx .5hrs)

# 1895106



## Ram Mount for Helix 7

The RAM-202-24-202U, powder coated marine grade aluminum mount, consists of a double socket arm mount, one 2.5" diameter round base with the universal AMPs hole pattern and one 2" x 4" rectangular base. Rubber ball and socket technology dampens shock and vibration, as well as allows for almost infinite adjustment and perfect viewing.

Installation (Approx .5hrs)

# 1895107



## Cannon Magnum 10 STX Package with a power point, pedestal and 18" track.

Take Command of controlled-depth fishing when you equip your boat with the latest downrigger technology. Whether you're trolling the great lakes or fishing a remote lake. Let us help you get your lure in the strike zone and keep it there!

Installation (Approx 2hr)

# MAGNUM PACKAGE



## Cannon Magnum 10 STX Electric Downrigger

The Magnum 10 STX features the fastest retrieval rate on the market (250 feet per minute) and a Short-Stop feature that protects the boat from swinging weight. Includes mounting base, low-profile swivel base, and a telescopic stainless steel boom that extends from 24" to 53". Magnum is built tougher and smarter to make you a better angler. Cannon Edge Design features fewer moving parts, one-piece composite construction, a redesigned boom end, protected circuit boards, and easy access to the spool, switches, plugs and mounting knobs.



## 6" Raised Aluminum Pedestal with 18" Mounting Track†

This sturdy pedestal mount slides into the mounting track. The track allows your downrigger to slide forward and back while the 6" pedestal raises it to a comfortable height to work on.

†May be required for proper downrigger installation on select boat models.

## Cannon Rod Holder Package

Experience 360° of rotation at the push of a button with this 10" holder. Features six up and down locking positions, a pistol grip release for quick, one-handed angle changes and a ratcheting adjustment system that allows you to quickly position the holder vertically.

1 x Cannon Dual Axis Adjustable Rod Holders  
1 x 12" Cannon Mounting Track

Installation (Approx 1hr)

#Cannon Rod Holder Package





# Choose a package that's right for you.

When building these packages, we wanted to combine all of the best tools, like Minn Kota Trolling Motors and Humminbird Fish and Depth Finders with GPS to ensure you have the ultimate weapon to get you in and around narrows, shoals and weed beds in order to land that monster catch.

## PowerDrive 55 Tech Package

This package is perfect if you're looking to add just a little more technology to help you catch those fish. Look and feel like a pro with your Helix 5 FishFinder/GPS and your smartphone hooked up to your trolling motor.

### PowerDrive 55 US2 i-Pilot BT (1358749)

with Universal Sonar, transducer, i-Pilot and Bluetooth® that allows you to control your Minn Kota from your compatible smartphone. 55 lbs of thrust, 54" Shaft length, Digital Maximizer, Push-to-Test Battery Meter, Indestructible Composite Shaft, Cool, Quiet Power, Weedless Wedge 2 Prop, and a 2 Year Warranty.



## Terrova 55 Tech Package

This package is the perfect amount of tech and gadgets to reach the standard you're looking for. An extra large 55lb. thrust trolling motor, a Helix 7 Chirp GPS G4N fish finder unit and everything hooked up to your phone for easy maneuverability.

### Terrova 55 (1358857)

with Universal Sonar and Bluetooth® Features 55 lbs of thrust, 54" Shaft length, Digital Maximizer, Auto-Pilot, Foot Pedal, Push-to-Test Battery Meter, Indestructible Composite Shaft, Cool, Quiet Power, Weedless Wedge 2 Prop, 2 Year Warranty and Bluetooth® capability.



### 1 x 60 Amp Breaker

### i-Pilot

i-Pilot lets you lock onto a fishing spot, record and retrace paths, and command speed and steering in the palm of your hands.

### Helix 5 Chirp GPS G3

with Navionics+ Card

800H x 480V, 5" 256 colour HD display with backlight, DualBeam PLUS sonar with 4000 watts PTP power output, Precision Internal GPS Chartplotter with built-in UniMap. Also has a Micro SD card slot which accepts the included Navionics® + card.

### Ram Mount

Consists of a 2.5" diameter round base, double socket arm and 1.5" x 3" rectangular base.



### 1 x 60 Amp Breaker

### i-Pilot

i-Pilot lets you lock onto a fishing spot, record and retrace paths, and command speed and steering in the palm of your hands.

### HELIX 7 CHIRP DS GPS G4N

with Navionics+ card

Features Dual Spectrum CHIRP Sonar, Ethernet networking capability, Bluetooth® connectivity, AutoChart Live, GPS and Humminbird Basemap built-in. The 7", ultra-wide display gives you ample room to view the many pre-loaded split screen view options. Also has a Micro SD card slot which accepts the included Navionics® + card.

### Ram Mount

Consists of a 2.5" diameter round base with 1.5" ball, double socket arm and a 2" x 4" rectangular base.



### Foot Pedal

# 1358749 + HELIX5TECHPACKAGE  
Installation (Approx. 3 hours labour)

# 1358857 + HELIX7TECHPACKAGE

\*May require upgrade to 24 V wiring # 34604826  
Installation (Approx. 3 hours labour)





i-PILOT  
LINK



## Terrova 80 Tech Package

If you've been wanting to get into the water and be smart about how you fish, this is the package for you. A massive 80lb. thrust trolling motor, a Helix 7 Chirp GPS G4N fish finder unit all hooked up to your phone for easy access. Show the water who's boss!

### Terrova 80 (1358894)

with MEGA Down Imaging and Bluetooth®. Features 80 lbs of thrust, 60" Shaft length, Digital Maximizer, Auto-Pilot, Foot Pedal, Push-to-Test Battery Meter, Indestructible Composite Shaft, Cool, Quiet Power, Weedless Wedge 2 Prop, 2 Year Warranty and Bluetooth® capability.



## Terrova 80 Link Tech Package

Never shy away from an area of the water you're unfamiliar with. In this package, you've got a massive 80lb. thrust trolling motor networked to a Helix 7 Chirp MEGA DI GPS G4N fish finder and of course all programmed into your phone.

### Terrova 80 (1358884)

with MEGA Down Imaging and Bluetooth®, Digital Maximizer, Auto-Pilot, Foot Pedal, Push-to-Test Battery Meter, Indestructible Composite Shaft, Cool, Quiet Power, Weedless Wedge 2 Prop, 2 Year Warranty and Bluetooth® capability.



### 2 x 60 Amp Breaker



### Foot Pedal

### i-Pilot

i-Pilot lets you lock onto a fishing spot, record and retrace paths, and command speed and steering in the palm of your hands.

### HELIX 7 CHIRP DS GPS G4N

with Navionics+ card  
The HELIX 7 CHIRP GPS G3N features Dual Spectrum CHIRP Sonar, Ethernet networking capability, Bluetooth® connectivity, AutoChart Live, GPS and Humminbird Basemap built-in. The 7", ultra-wide display gives you ample room to view the many pre-loaded split screen view options. Also has a Micro SD card slot which accepts the included Navionics® + card.

### Ram Mount

Consists of a 2.5" diameter round base with 1.5" ball, double socket arm and a 2" x 4" rectangular base.



### 2 x 60 Amp Breaker



### Foot Pedal

### i-Pilot Link

i-Pilot Link allows your Minn Kota and Humminbird to communicate with each other to change the way you fish. With Link, you can take command of your motor from the wireless remote or your Humminbird. And once you do, the possibilities are endless.

### HELIX 7 CHIRP MEGA DI GPS G4N

with Navionics+ card  
Features MEGA Down Imaging, Dual Spectrum CHIRP Sonar, ethernet networking capability, Bluetooth® connectivity, AutoChart Live, GPS and Humminbird Basemap built-in. The 7", ultra-wide display gives you ample room to view the many pre-loaded split screen view options

### Ram Mount

Consists of a 2.5" diameter round base with 1.5" ball, double socket arm and a 2" x 4" rectangular base.

# 1358894 + HELIX7TECHPACKAGE

\*May require upgrade to 24 V wiring # 34604826  
Installation (Approx. 3 hours labour)

# 1358884 + HELIX7LINKTECHPACKAGE

\*May require upgrade to 24 V wiring # 34604826  
Installation (Approx. 4 hours labour)

# Get The **Ultimate Boat Protection** While Towing Your Baby.



## **TowBetter Rock Shield.**

The TowBetter Trailer Rock Shield offers the best protection against flying rocks/gravel for your boat. It's built to endure the harshest road conditions while providing the ultimate boat protection from expensive, difficult-to-repair rock chips. Keep your boat in showroom condition while underway for years to come.

Compact, simple and straightforward to install and use.



# Choose Your Power.

Ask your Legend dealer to help you select the Mercury outboard that best suits your needs from the motor choices below. Use the chart that corresponds with the standard engine packaged with your boat model. Simply add the amount to the standard package price to have the motor that is perfect for you.

## FROM A 25 ELPT 4-STROKE TO

- 30 ELPT 4-Stroke
- 40 ELPT 4-Stroke
- 40 ELPT CT 4-Stroke
- 50 ELPT 4-Stroke
- 50 ELPT CT 4-Stroke

## FROM A 40 ELPT 4-STROKE TO

- 40 ELPT CT 4-Stroke
- 50 ELPT 4-Stroke
- 50 ELPT CT 4-Stroke
- 60 ELPT 4-Stroke
- 60 ELPT CT 4-Stroke
- 75 ELPT 4-Stroke
- 90 ELPT 4-Stroke
- 90 ELPT CT 4-Stroke

## FROM A 60 ELPT 4-STROKE TO

- 60 ELPT CT 4-Stroke
- 75 ELPT 4-Stroke
- 90 ELPT 4-Stroke
- 90 ELPT CT 4-Stroke

## FROM A 90 ELPT 4-STROKE TO

- 90 ELPT CT 4-Stroke
- 115 ELPT 4-Stroke
- 115 ELPT ProXS CT 4-Stroke
- 150L 4-Stroke
- 150L Pro XS including Hydraulic Steering and stainless steel propeller

## FROM A 90 EXLPT 4-STROKE TO

- 90 EXLPT CT 4-Stroke
- 115 EXLPT 4-Stroke
- 115 EXLPT ProXS CT 4-Stroke
- 150XL 4-Stroke
- 150XL Pro XS including Hydraulic Steering and stainless steel propeller

## FROM A 115 EXLPT 4-STROKE TO

- 115 EXLPT ProXS CT 4-Stroke
- 150XL 4-Stroke
- 150XL Pro XS including Hydraulic Steering and stainless steel propeller
- 175XL Pro XS including Hydraulic Steering and stainless steel propeller

E = Electric Start  
L = Long Shaft  
XL = Extra Long Shaft  
PT = Power Trim and Tilt  
CT = Command Thrust



# Legendary Strength

## Legend .100 Gauge Hull

While most aluminum boat companies use .058 to .090 gauge thickness on comparable models, our .100 gauge hulls are up to 73% thicker! With a super-thick .100 Gauge seamless hull bottom, your Legend boat will last longer with no potential for centre-seam leaks. While our .100 Gauge hulls provide unmatched thickness, our use of 5052 H34 cold-rolled aluminum provides the best combination of flexibility and strength.



## All-Welded Series Construction

### All-Welded Series Transferrable Warranty

Every Legend All-Welded Series model carries our industry-leading Leakproof for Life Warranty. It is remarkably simple: it covers the entire structure of the hull against leaks through the hull for as long as you own the boat

### Intelliflex Hull Construction

Flexes and adapts to the water by dissipating energy from waves evenly throughout the hull, eliminating any chance of problem areas developing over time.

### Injected Level Floatation


Not only will every Legend float even when filled with water, the injected foam creates a solid sub-floor bond that strengthens the boat and provides a silky smooth and quiet ride. Foam is injected halfway up the side-wall for extreme strength. Knock on it and see!

### 2-Piece Hull with No Side Seams

Eliminates a common weak area that causes side seam leaking on other welded boats.

### Exclusive Comfort Ride Deep-V hull

Provides a dry, smooth and comfortable ride each and every time in all conditions provided by our sharply angled bow, deep V and reverse chines.




### Interlocking Bow Ribs

Overlap the front torsion system, eliminating a common weak point on most other aluminum boats.




### Solid Locking Extrusions

Hold each thick hull piece into a solid center for unmatched durability. The center extrusion is over one inch thick providing an extremely solid 1,054 gauge impact zone. This means over 5 times the protection of double plated hulls.



### Torsion Beam Energy Transfer System

Provides your boat with necessary flexing, while remaining light and strong.



### Thick Lifetime Decking

With a Lifetime Warranty against rotting or warping and delamination. A thicker floor with 7 individually treated layers means a stronger boat.



### Reverse Angled Chines

Are bottom side edges that angle downward to create lift in the back for faster planing and increased stability.






The NMMA label on a Legend boat is your proof that it meets, and often exceeds, the industry's strictest quality and safety standards.

### H34 PerfectFlex

Legend's H34 PerfectFlex aluminum has the perfect balance of strength and flexibility. Although H36 is harder, it is also more brittle. Its strength is reduced by over 80% when stressed during manufacturing or when flexed on the water. In fact, when stressed, H34 PerfectFlex is tested to be more than 2.5 times stronger than H36, making it the ultimate hardness for .100 gauge aluminum boat manufacturing.

### Strength Under Pressure (PSI's)



H34 aluminum is tested to be more than 2.5 times stronger than H36, making it the ultimate hardness for aluminum boat manufacturing.

## R-Series Construction

### R-Series Transferrable Warranty

Each R-Series Riveted model has a Lifetime main seam hull warranty and an amazing 10-year warranty on most other hull components.

### Side-Facing Rivet Line with Lifetime Warranty

Reduces exposure to side seam stress in comparison to a bottom-facing rivet line.

### Lap-Straked Side Walls

Full-length ridges pressed into the sidewall reduce flex and make for a stronger and sturdier boat.

### Injected and Level Foam Floatation



Provides a stronger, quieter and safer boat. If filled with water, the boat will not flip or sink, even when loaded to capacity.

### Extra-Wide EZ-Grip Gunnel

Makes holding the boat while getting in or out very easy and increases the overall strength of the hull.

### 3 External Keels

Provide stability, solid cornering and car-bumper-like protection from underwater obstacles.




### Full-Length Deep-V Hull with Squared Chines

Provides a smooth and comfortable ride while keeping the hull stable so you can move around without it feeling tippy.



### Full-Length Molded Splash Rail

Deflects water away from the boat interior, providing a dry, comfortable ride. Fishing lines are able to slide along the hull edge smoothly where this rail is riveted on.



### Thick Lifetime Decking

With 7 layers, each individually treated, we can offer a Lifetime Warranty against rotting or warping.



### Reinforcing Bow Ribs Attached to Transverse Rib

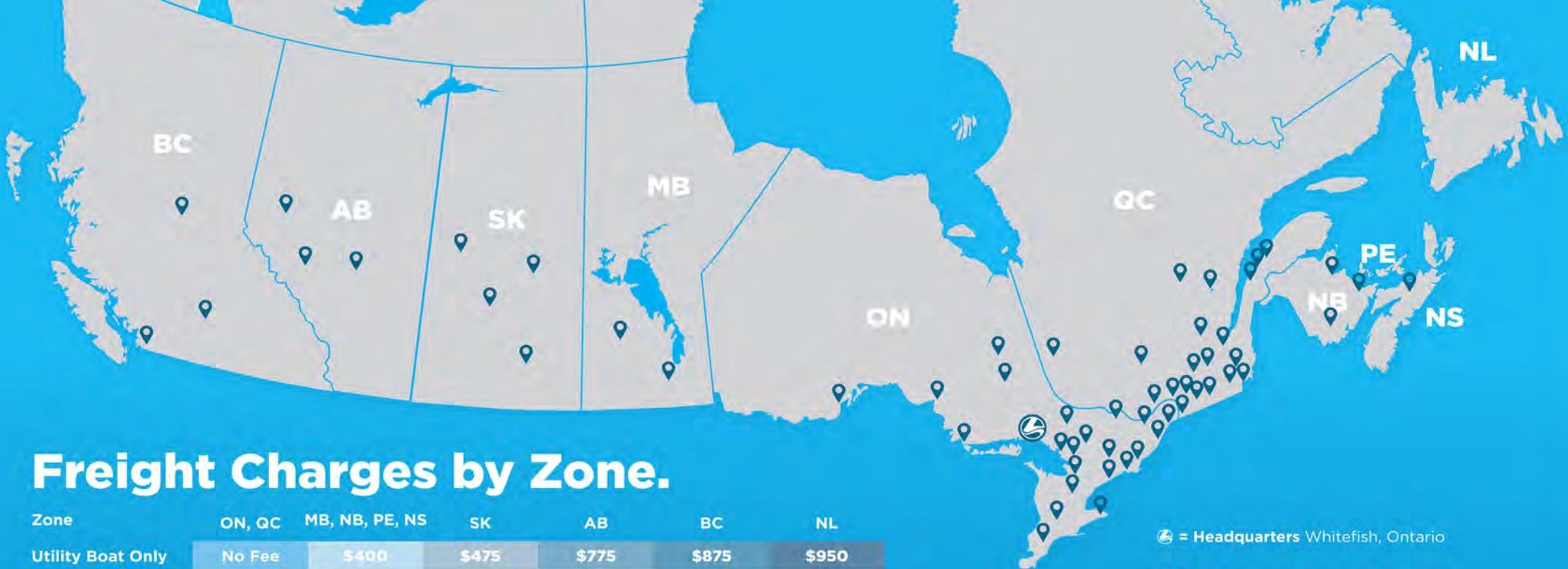
Are reinforced with .100 gauge aluminum that eliminates a common weak area found in the front of most boats.



### Internal Lateral Support Ribs Spaced 9" Apart

Gives you more ribs closer together creating greater support and strength.





## Freight Charges by Zone.

Zone	ON, QC	MB, NB, PE, NS	SK	AB	BC	NL
Utility Boat Only	No Fee	\$400	\$475	\$775	\$875	\$950
Boat Package	No Fee	\$825	\$975	\$1,450	\$1,675	\$2,450

 = Headquarters Whitefish, Ontario



### Freight Surcharges:

Zone	ON, QC	MB, NB, PE, NS	SK	AB	BC	NL
Utility Boat Only	\$125	\$125	\$125	\$225	\$250	\$300
Boat Package	\$250	\$250	\$300	\$450	\$500	\$725

\*We only print one version of our catalogue for all of Canada. Customers outside of Ontario and Quebec will have a small fee for freight. Visit us at [legendboats.com](http://legendboats.com) for your local, ALL-IN, No-Fee Price including current promotions and current premium package pricing.

## No Fee Setup and Orientation

All of the components of your boat, motor, and trailer package have been specially chosen for compatibility. The professionals at your authorized Legend Dealership will help you select the proper motor and options for your package. They will then prepare your package to ensure proper and worry-free operation.

### Side console and full windshield models:

The setup includes the following items: control box, shift cables, starting battery, aluminum propeller, outboard installation and set-up. Your dealer will prepare your package and give you a full orientation to ensure trouble-free boating from day one.

### Tiller models and Utility models in packages:

The setup includes the following items: outboard installation and setup, propeller, fuel tank, starting battery on packages with electric start motor or utility boat models with lights or livewells. Your dealer will prepare your package and give you a full orientation to ensure trouble-free boating from day one.

\* Freight charges outside of Zone 1 (Ontario and Quebec), licenses, and taxes are extra on all prices. Delivery is available at an additional cost. Payments are calculated with licenses, bank registration charges, and taxes as your downpayment at 5.99% over 1,040 weeks for amounts \$23,000 and higher, 5.99% over 780 weeks for amounts between \$10,000 and \$22,999, and 7.99% over 364 weeks for amounts less than \$10,000 (at time of printing). All financing is OAC. Payments will vary by province. All Choose your power prices are in addition and only available with the purchase of the specific package they are listed with; they are not stand alone motor prices. Towing weights are approximate and are calculated based on a full tank of fuel and 200 pounds for batteries and gear. Speed tests were done with 2 persons, 50 pounds of gear and proper weight distribution. Actual performance may vary. Prices, rates and specifications are subject to change or error. Pictures may show options. Ask for complete details. All illustrations, photographs and specifications in this catalogue are based on the latest product information. See actual boat for complete accuracy. Legend reserves the right to make changes at any time, without notice, in prices, colours, materials, equipment, specifications and models, and to discontinue models or equipment. For information on accessories, contact your local Legend dealer.

Please refer to your provincial laws regarding trailer brakes and ensure that your boat package and tow vehicle comply with the regulations in the provinces you intend to travel in. Brakes may be required in certain circumstances and can be purchased as an option or your trailer model can be upgraded before delivery if brakes are not available on certain trailers. It is your sole responsibility to ensure you comply with all provincial brake requirements for vehicles and also that you always operate your tow vehicle safely. Legend Boats accepts no responsibility with regards to provincial compliance.

At [legendboats.com](http://legendboats.com), you'll find a fully-priced electronic version of our catalogue as well as additional pictures and special offers. Always distribute passengers and cargo evenly, wear a PFD and follow the rules for safe boating. Visit: [www.tc.gc.ca/boatingsafety](http://www.tc.gc.ca/boatingsafety)



# 6-YEAR WOWRANTY

**A warranty that makes you say wow!**

Sure we've always had the industry's best warranties on the structural parts of our boats, like the welds, main riveted seams, pontoon tubes, decks and transoms, but what about everything else in your boat? Well, most companies offer a 1 year warranty on the other stuff and some offer up to three years. Although this is very respectable, we figured we'd double that. Legend's 6 Year WOWranty covers most other components for 6 long years. That gives you a lot of worry-free, quality, memory-makin' time.

\*For more details, visit  
[www.legendboats.com/wowranty](http://www.legendboats.com/wowranty)



## **3-Year Mercury Warranty**

Every Mercury 4-Stroke outboard is backed by a 3-year standard limited warranty to give you peace of mind. Ask us about Mercury Product Protection to extend your Mercury Factory Warranty for up to 8 years.\*



## **Lifetime Floor Warranty**

A thicker floor means a stronger boat. With 7 layers, of marine grade plywood, each individually-treated, we can offer a lifetime warranty against rotting.\*



## **Legend Glide-On 5+1 Year Trailer Warranty**

Every Legend Glide-On trailer by Shoreland'r is backed by a 5 year frame warranty and 1-year complete tongue to tail light warranty.\*



## **All-Welded Series Leakproof For Life Warranty**

Every Legend All-Welded model carries our exciting and industry-leading Leakproof for Life Warranty. It is remarkably simple. It covers the entire structure of the hull against leaks through the hull for as long as you own the boat. In fact it's the kind of warranty you won't find on any other aluminum boat. Plus it is transferable, giving the second owner up to 10 years of protection.\*



## **Legend ProTech 5+1 Year Canvas Warranty**

Legend ProTech All-Synthetic Tear and Mildew-Resistant Material is backed by a 5 Year Warranty and guaranteed not to rot or fade for five years. Stitching, zippers, seams and other top components are covered for 1 year.\*



## **Riveted Series Lifetime Main Seam Warranty**

Each Riveted model has a Lifetime Main Seam Hull Warranty and an amazing 10 year warranty on most other hull components. This industry-leading warranty is transferable, giving the second owner up to 10 years of protection.\*













# Our Story

In 1968, two young friends, Vic Duhamel and Carl Dewar decided to start a business. Over the years, they sold products ranging from tires to RVs before realizing how much they loved helping people onto the water and into the boating lifestyle. There were two big issues that they found. Buying a boat was much too difficult, and there really wasn't a boat designed for the Canadian environment.

In 1986, with the goal of simplifying the ownership experience and offering a boat designed by Canadians and built for Canadians, Legend Boats was born. Vic and Carl started by creating affordable and complete boat, motor and trailer packages. They beefed up their boats with thicker aluminum and made full stand-up tops standard on every full windshield model. They wanted to make sure every Legend boat could handle the rugged Canadian climate while keeping boaters safe and comfortable.

Seven children and fifteen grandchildren later, Legend is proud to have the same owners and same focus on family values as it did over 36 years ago when Vic and Carl decided to dedicate their lives to making it easier and more affordable to get on the water. We can't wait to welcome you to the Legend Family so that you can start creating your memories!





**FAMILY AND FISHING BOATS**

**DECK BOATS**

**PONTOON BOATS**

EXPLORE ALL LEGEND PRODUCTS AT [LEGENDBOATS.COM](https://www.legendboats.com)

**Legend Boats Headquarters** | 4795 Regional Rd 55, Whitefish ON, POM 3E0 | Email: [info@legendboats.com](mailto:info@legendboats.com)



