

The Takedown Machine

Written by Bryant Stone (*The Architect*)

Overview

In 2024–2025, a **lone visionary** fought against an elite institution determined to suppress, discredit, and crush both him and his work. In an unexpected turn of events, the visionary—whose name and the university's identity I will keep undisclosed—**documented the entire** ordeal over **nine months**, capturing the **progression from rising star treatment to the fatal extermination tactics** the university deployed **before ultimately collapsing**. I obtained the complete evidence archive and extracted **262 emails** that document the full range of misconduct and retaliation—a record that **captures their entire playbook**. The analyses and empirical evidence were earth-shattering. They revealed the existence of **The Takedown Machine: an emergent, unconscious, dynamic network of institutional actors whose collective behaviors systematically extinguish visionaries who threaten the status quo**. The Takedown Machine operates through **four instruments** that interact to generate **six suppression harmonics**: (1) **The Institution**, (2) **The Misalignment**, (3) **The Agent (Visionary)**, and (4) **The Progress Rate**. These instruments produce the **Visionary Extermination Sequence**—six escalating phases of suppression: (1) **Exhaust**, (2) **Redirect**, (3) **Withdraw**, (4) **Isolate**, (5) **Stall**, and (6) **Exterminate**. The empirical evidence confirmed this architecture and revealed shocking details: no single person guides the machine; **it operates unconsciously** in the background; it has **exploitable points of failure**; people **misattribute the qualities of their positions to personalities**; and individuals unconsciously shift their behaviors to align with pre-existing institutional scripts while believing they act freely and originally. These features enable The Takedown Machine to **operate with devastating precision, efficiency, secrecy, and potency**—extinguishing thousands of visionaries before our eyes for centuries. The pattern repeats throughout history, and now, for the first time, **we have empirical evidence for the entire suppression apparatus**: its architecture, complete playbook, and restored hope for the future of human knowledge. Walk with me... let me show you what happened... and let me show you what comes next...

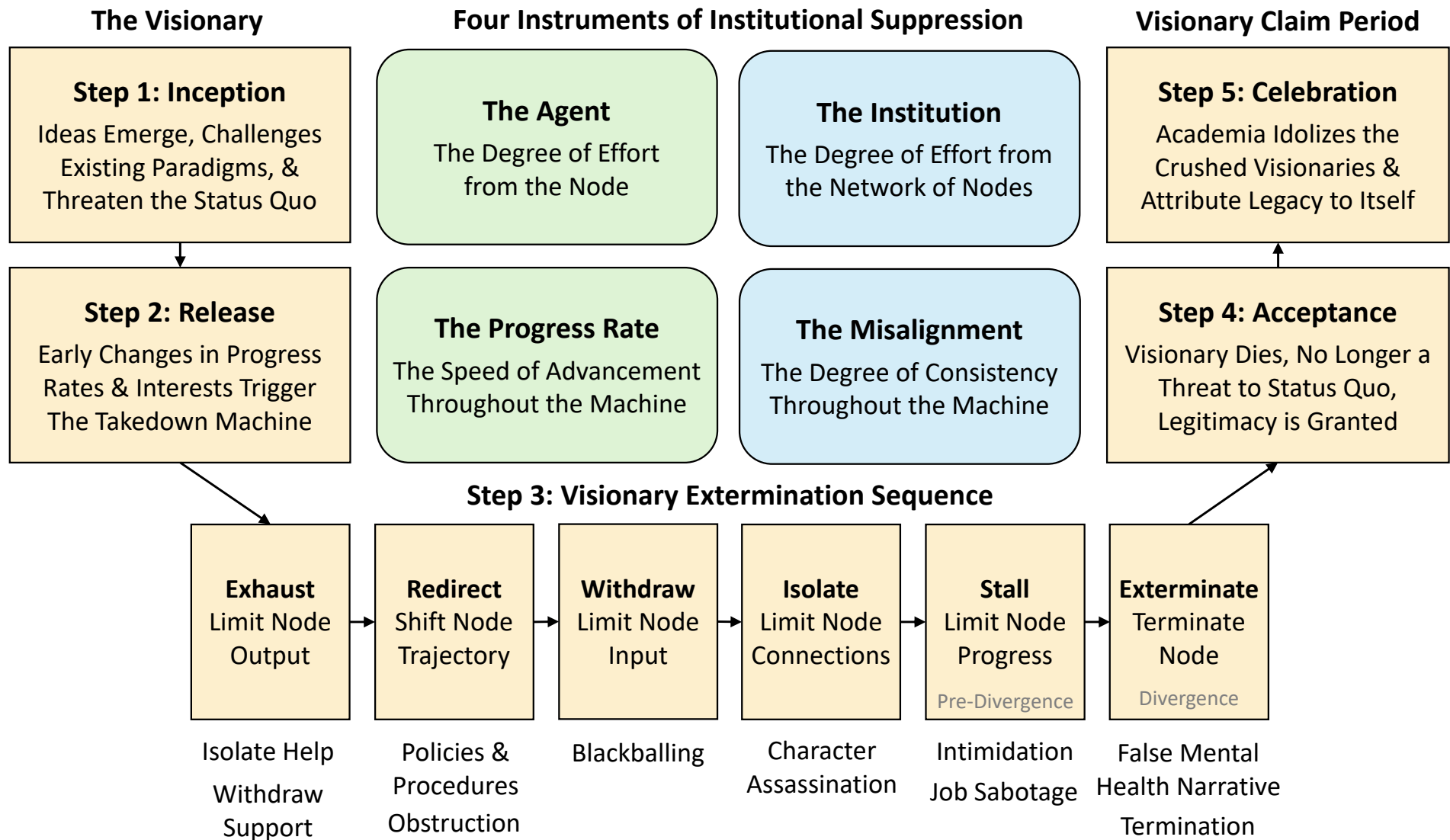
Note: This work is licensed under a Creative Commons Attribution-Non-Commercial-Share-Alike 4.0 International License. To view this license, visit <https://creativecommons.org/licenses/by-nc-sa/4.0>. For any for-profit use of this intellectual property, please email me at Academic@TheTheoryofExistence.com to obtain permission to use the contents of this article in your original works. The following for-profit media do not require my permission: YouTube videos, podcasts, blogs, personal newsletters, independent fashion, independent crafts, independent apparel, independent artwork, music and performance, individual news articles and segments, original independent publishing, and social media posts. The following personnel do not require my permission for for-profit use: K–12 teachers, pre-school teachers, nonprofit learning or advocacy groups, and independent educators. You do not need my permission for all artificial intelligence training and modification. The contents of this article are part of a larger project called *The Takedown Machine*. You can find more work on www.TruthWrappedInMyth.com. For business inquiries, please email me at Contact@TheTheoryofExistence.com. For personal correspondence, please email me at Bryant@TheTheoryofExistence.com. This work has not been peer-reviewed, and it is not for peer-review.

Background & Findings

The colleagues who **vanished from conferences** without explanation. The groundbreaking ideas that **mysteriously stalled** in peer review. The systemic dread that grips academics when they **glimpse the darkness** echoing through institutional halls. **These events are not isolated**—they are symptoms of something far more sinister operating beneath the surface of our most trusted institutions. **Not a conspiracy orchestrated by any single mastermind**, which we could manage; it is an **emergent intelligence** born from a **collective yet unconscious** coordination across a **distributed network** of institutional actors who **systematically suppress revolutionary ideas** through predictable, repeatable behaviors. **I call it The Takedown Machine**.

For centuries, **The Takedown Machine operated in plain sight**, yet completely invisibly. It follows the same patterns, **using identical suppression harmonics** across institutions **worldwide**. In addition to finally seeing The Takedown Machine, I also found out that **The Takedown Machine has fatal flaws and weak points** that people can exploit for protection, clarity, and dismantling corruption. You are about to see the complete empirical blueprint of institutional suppression, **captured in real-time through 262 emails across nine months of systemic abuse that documents the entire playbook**... from initial rising star... to the fall from grace... let's get into it.

The Takedown Machine



The Takedown Machine: An emergent phenomenon from a distributed node network in an institution that systematically suppresses ideas.

The Node: Any individual who exists within The Takedown Machine, including students, professors, leadership, staff, and editors.

The Four Instruments: All-encompassing, irreducible component set that interacts to create the harmonic functional suppression behaviors.

The Visionary Extermination Sequence: A standard six-harmonic, sequential escalation of organized systemic suppression behavior types.

The Visionary Extermination Sequence in History

One of the most disturbing yet consistent patterns in human history is the **systematic suppression of revolutionary ideas followed by their inevitable acceptance and celebration**; it is the ultimate successful outcome for The Takedown Machine. What emerges is overwhelming evidence of a **coordinated suppression apparatus**—The Takedown Machine—operating with **mechanical precision** across **centuries, cultures, and disciplines**. The Visionary Extermination Sequence is remarkably consistent: ridiculed, isolated, dismissed, mocked, disrespected reputation, and resource withdrawal. The machine runs on **standard scripts proven effective** for centuries. Yet, these campaigns target individuals who are **ultimately all proven correct eventually**, usually vindicated after death when it can **harvest the work for its own power and glory**. The pattern reveals that The Takedown Machine does not suppress ideas because they are wrong—it suppresses them because **they are dangerously right**.

Table 1

Historical Examples of the Visionary Extermination Sequence

Visionary	Paradigm Shift	Visionary Extermination Sequence
Ignaz Semmelweis	Hand Washing	Dismissed; Lost Position
Gregor Mendel	Genetic Inheritance	Ignored; Dismissed as Irrelevant
Alfred Wegener	Continental Drift	Ridiculed, Called “Fairy Tale Geology”
Barbara McClintock	Genetic Transposition	Dismissed; Too Complex, Isolated
Galileo Galilei	Heliocentrism	House Arrest; Forced to Recant
Charles Darwin	Evolution	Attacked; Resisted; Ostracized
Nikola Tesla	AC Power	Portrayed as a Mad Scientist; Died Broke
Ludwig Boltzmann	Atoms	Major Opposition; Isolation; Depression
Srinivasa Ramanujan	Infinite Series	Dismissed as Impossible & Meaningless
George Ohm	Electrical Resistance	Rejected; Lost Teaching Job
Mary Anning	Extinction (Fossils)	Excluded; Ideas Credited to Males
Enrico Fermi	Nuclear Chain Reactions	Findings Dismissed; Legacy Stolen
Rosalind Franklin	DNA Helical Structure	Excluded; Used without Credit
Joseph Lister	Antiseptic Surgery	Resisted; Ridiculed; Dismissed
Jagadish Bose	Radio Wave Transmission	Ignored & Dismissed
Georg Cantor	Set Theory & Infinity	Called Insane; Career Blocked
Vincent van Gogh	Post-Impressionist Art	Rejected; One Painting Sold (Lifetime)
Robert Goddard	Liquid Rocket Propulsion	Dismissed as Impossible
Mihajlo Pupin	Long-Distance Telephone	Rejected; Dismissed Ideas
Ernest Rutherford	Nuclear Model of Atoms	Resisted; Dismissed; Neglected
Bryant Stone	The Theory of Existence	It Was Truth Wrapped in Myth...

Note. Historical examples of the visionary crush period during the visionary extermination sequence. Notice how the exact same pattern plays out every single time.

The tables expose the machine's ultimate irony: **systematic suppression followed by inevitable vindication**. Galileo, forced to recant under threat of execution, is now called the "Father of Modern Science" by the same Catholic Church that silenced him. Tesla, who died broke and disgraced, is celebrated as a visionary whose AC power electrifies the world. But Table 3 reveals the most brutal truth—**most visionaries never lived to see vindication**. The color-coding illustrates **intellectual genocide** that occurred: red entries for those crushed before seeing acceptance, green entries for those fortunate few who survived to see it, with certain factors determining survival versus extermination. The Takedown Machine, then... has a theoretical framework and the historical evidence to support it. Let's now look at a visionary who survived, documented, and defeated The Takedown Machine in real-time, providing **its empirical blueprint** that illuminates the darkness of this ancient pattern.

Table 2

Visionary Claim Period of the Visionary Extermination Sequence

Visionary	Begin Accepting Ideas	Current Treatment
Ignaz Semmelweis	Germ Theory Slowly Validated	Celebrated as Pioneer
Gregor Mendel	Rediscovered by Scientists	Father of Genetics; Taught Worldwide
Alfred Wegener	Provided Mechanism for Validation	Founding Father; Universally Accepted
Barbara McClintock	Discoveries Later Confirmed	Won Nobel Prize; Pioneer of Genetics
Galileo Galilei	When Newton Used It	Church Apologized; Father of Modern Science
Charles Darwin	Others Work Ignited Interest	Central to Biology; Celebrated Globally
Nikola Tesla	AC Adopted; Proved Superior	Visionary Inventor; AC Universal Standard
Ludwig Boltzmann	Confirmed Experimentally	Father of Statistical Mechanics
Srinivasa Ramanujan	Computer Verified	One of History's Greatest Mathematicians
George Ohm	Niche Scientists Lead Acceptance	Fundamental to Electrical Engineering
Mary Anning	Foundational Discoveries	Celebrated as Pioneer; Species Named
Enrico Fermi	Confirmed Fission	Father of Nuclear Age
Rosalind Franklin	Others Won Nobel with Her Data	Crucial to DNA Discovery
Joseph Lister	Gradually Acceptance	Father of Antiseptic Surgery
Jagadish Bose	Recognition of Priority	Pioneer; Multiple Institutions Named
Georg Cantor	Others Championed Set Theory	Fundamental to Mathematics
Vincent van Gogh	Techniques Later Embraced	Most Expensive Paintings; Museums
Robert Goddard	"Space Race" Validated	Father of Rocketry; NASA Space Center
Mihajlo Pupin	AT&T Adopted System	Enabled Transcontinental Telephony
Ernest Rutherford	Gradually Acceptance	Father of Nuclear Physics
Bryant Stone	Public-First Accelerated Acceptance	It Was Everything It Needed To Be...

Note. Best documented details on documented slow initial acceptance, not when the ideas were accepted entirely, and a comparison to how these ideas are treated today.

The Definedness of The Takedown Machine

The Takedown Machine emerges through the **interactions of four instruments of institutional suppression** that **harmonize** and interact to **generate six forms of suppression behaviors** that define the entire inner workings of The Takedown Machine. This model uses *The Theory of Existence* and *The Equation of Existence* to map out this 4 x 6 structure. If you are not familiar with that work, you can get your mind blown by looking over *Paper 11* in *The Show of Existence: The Dance of Stability & Complexity: The Equation of Existence as the Universal Lens* to see how the collapse and behavior of The Takedown Machine you are about to see follows the same universal dynamic that governs the rest of existence—from the heat of the savannah, to your heartbeat before sleep. Now... if that's not your jam, then **there are only three things you need to know to understand it all.**

There are three concepts—Stability, Complexity, and Definedness—which represent the core principles that govern all existence. **Stability (The Institution + The Alignment) is the foundational structure** that ensures phenomena persist—it's what makes planets round, causes social elites to cluster together, and prevents phenomena from diverging into chaos. **Complexity (The Agent + The Progress Rate) drives variation, diversity, and growth**, enabling phenomena to evolve from simple atoms into molecules, life, and entire galaxies. **Definedness (The Takedown Machine)** is their unifying principle that maintains the proportional balance between stability and complexity, essentially measuring whether phenomena have successfully emerged, are converging into persistent forms, or are diverging. **We can use *The Equation of Existence* to model The Takedown Machine** by examining the relationship between the Stability (The Institution) in relation to its Complexity (The Visionary).

$$\Phi = \frac{\Omega}{\Delta} \rightarrow \text{Definedness} = \frac{\text{Stability}}{\text{Complexity}} \rightarrow \text{The Takedown Machine} = \frac{(\text{The Institution} + \text{The Alignment})}{(\text{The Agent} + \text{The Progress Rate})}$$

Table 3*Years of Interactions with The Takedown Machine*

Visionary	Birth	Idea Start	Crush Period	Death	Claim Period	Death Acceptance	
						After	Before
Ignaz Semmelweis	1818	1847	1847-1865	1865	1867	2 Years	-
Gregor Mendel	1822	1865	1865-1900	1884	1900	16 Years	-
Alfred Wegener	1880	1912	1912-1960	1930	1960s	30 Years	-
Barbara McClintock	1902	1940s-1950	1950s-1970s	1992	1970s	-	~15 Years
Galileo Galilei	1564	1610-1632	1633-1642	1642	1687	45 Years	-
Charles Darwin	1809	1859	1859-1880s	1882	1880s-1890s	~6 Years	-
Nikola Tesla	1856	1882	1880s-1900	1943	1890s	~50 Years	-
Ludwig Boltzmann	1844	1870s-1890s	1890s-1906	1906	1908	2 Years	-
Srinivasa Ramanujan	1887	1913-1920	1913-1920	1920	1930s-1940s	~15 Years	-
George Ohm	1789	1827	1827-1841	1854	1840s	-	~15 Years
Mary Anning	1799	1810s-1820s	1810s-1847	1847	1850s-1860s	~8 Years	-
Enrico Fermi	1901	1934	1934-1938	1954	1938	-	~16 Years
Rosalind Franklin	1920	1951-1952	1951-1958	1958	1962	4 Years	-
Joseph Lister	1827	1865	1865-1890s	1912	1880s	-	~30 Years
Jagadish Bose	1858	1895	1895-1937	1937	1940s-1950s	~8 Years	-
Georg Cantor	1845	1870s-1880s	1880s-1918	1918	1920s-1930s	~8 Years	-
Vincent van Gogh	1853	1880s	1880-1890	1890	1905-1910	~18 Years	-
Robert Goddard	1882	1926	1920-1930	1945	1940-1950	~10 Years	-
Mihajlo Pupin	1858	1894	1890s-1900s	1935	1900-1910	-	~30 Years
Ernest Rutherford	1871	1911	1911-1920s	1937	1913	-	~24 Years
Bryant Stone	1994	2024	2024-2025	N/A	N/A	-	~50 Years

Note. Outline of the timelines for the visionary extermination sequence, including the visionary crush period followed by the visionary claim period. Years are the best estimations given historical facts for years with unclear documentation. I highlighted the visionaries that did not live to see their ideas begin acceptance in red, and those who did I highlighted in green. Several factors appear to separate the visionaries who saw their ideas accepted compared to those that did not, including the usefulness of the idea, the initial acceptance by power structures, and the volume of output pushing the ideas and their spread.

The Truth in the Writing...

I accessed the evidence archive for this study, so all emails in this study **originate from real communication** at a **real university** with a **recent retaliation scandal**, but to protect institutional identity while maintaining analytical clarity, I will call it a pseudonym called James Harper University for our analysis (or JHU for short). As such, **this study is the first empirical validation of institutional suppression theory through real-time longitudinal documentation of academic suppression tactics as they unfolded.** Rather than relying on retrospective accounts or theoretical speculation, we captured The Takedown Machine in active operation using its own documentation trails, like wildlife researchers recording a predator's hunting patterns in its natural habitat.

Using The Takedown Machine framework and *The Equation of Existence*, I analyzed 262 email (all original .EML files) spanning **nine months of documented conflict between the visionary and the institution**—from rising star to fallen so far. This methodology transforms what has **historically been dismissed as subjective** "lived experience" into quantifiable data. For the first time in history, **we possess empirical evidence documenting the systematic nature of institutional suppression**—not as theory or anecdote, but as pictures of the movements and fingerprints of The Takedown Machine captured in real-time in its natural habitat. The result is a **scientific validation** of systemic suppression and the **ability to see clearly** what has always been invisible.

Table 4

Variables Extracted from EML Files with Descriptions ([Download Dataset](#))

Variable	Description	Open Access
Email Number	An Identification Number	Visible
Order	Absolute Order the Emails Sent in Time	Visible
Email Thread Number	Emails with All Follow-Up Replies	Visible
Number of People	Total Number of People in Email	Visible
Visionary vs. The Machine	Identification of the Origins of the Emails	Visible
“From” Name	Name of Sender	Masked
“From” Title	Job Title of Sender	Visible
“To” Name	Name of Receiver	Masked
“To” Title	Job Title of Receiver	Visible
All CC/BCC	Other Individuals in the Email Threads	Masked
Date	The Date the Email Sent	Visible
If Weekend	If the Email Sent on a Saturday or Sunday	Visible
Time of Day	When During the Day the Email Sent	Visible
Outside Hours	If the Email Sent Outside Business Hours During the Weekdays	Visible
Both After Hours	If the Email Sent Outside Business Hours During the Weekends	Visible
Email Subject Line	The Qualitative Subject Line of the Emails	Masked
Body Character Count	The Number of Characters in the Email Body with Spaces	Visible
Body Word Count	The Number of Words in the Email Body with Spaces	Visible
Body Mean Word Length	Average Characters per Word in the Email Body with Spaces	Visible
Body Text (Unedited)	The Qualitative Body Text of the Emails	Masked
Email Signatures	The Separated Email Signature Text of the Emails	Masked
Misconduct Domain	Broad Misconduct Behavior Label	Visible
Harmonics	The Harmonic of Institutional Suppression Category	Visible
Politeness (<i>t</i> -score)	The Number of Times Someone Said Please or Thank You	Visible
Directive (<i>t</i> -score)	The Number of Times Someone Gave a Direction	Visible
Aggression (<i>t</i> -score)	Directiveness – Politeness	Visible
The Institution	The Degree of Involvement from the Institution	Visible
The Misalignment	The Degree of Misalignment within the Institution & Norms	Visible
The Agent	The Degree of Involvement from the Visionary	Visible
The Progress Rate	The Rate of Progress Introduced by the Visionary	Visible
Stability	The Institution + The Misalignment	Visible
Complexity	The Agent + The Progress Rate	Visible
Definedness	Stability / Complexity	Visible

Note. Variable names and descriptions for the dataset. Note that most data are visible for download in the link here, but some are masked to protect the identity of the real university, and these data come from.

My coding and scoring methodology **required a rigorous and robust design** to measure the intricacies of The Takedown machine. I used a masked coding protocol—rating every email without any identifying details. This method **eliminated bias** while **enabling universal measurement**. I treated all institutional actors as nodes in The Takedown Machine who received **Stability scores for The Institution and The Misalignment instruments**. The Visionary’s emails received **Complexity scores for The Agent and Progress Rate instruments**, using a 1-10 scale for maximum granularity. I organized 262 emails **by thread and timestamp**, then **captured the interactive relationship** between the institution and the visionary by carrying forward the most recent Complexity and Stability scores from the previous communication, **holding them constant** when they are not active.

This scoring ensured **every email contained all four instrument ratings**, creating continuous measurement of how each intelligence responded to and influenced the other—like measuring **the mathematical relationship between action and reaction in real-time**. This methodology was scientifically essential because **institutional suppression is fundamentally relational**—it emerges from **the interaction between visionary innovation and institutional resistance**. By holding scores constant until acted upon by the opposing intelligence, **we captured the escalating feedback loops that define The Takedown Machine**. It transforms static email exchanges into live measurements of competing intelligences locked in systematic conflict, providing the first quantifiable dataset that captures how institutional suppression operates and what we can do with this knowledge.

Table 5

Hypothesis-Driven Definedness of Institutional Suppression

Instrument	Exhaust	Redirect	Withdraw	Isolate	Stall	Exterminate
The Institution (Ω)	Mild	High	Moderate	Moderate	Minimal	High
The Misalignment (Ω)	Minimal	Mild	Mild	Moderate	Moderate	Moderate
The Agent (Δ)	Moderate	Mild	Moderate	Moderate	Mild	Mild
The Progress Rate (Δ)	Moderate	Mild	Mild	Moderate	Minimal	Minimal
The Institution (Ω)	2	4	3	3	1	4
The Misalignment (Ω)	1	2	2	3	3	3
The Agent (Δ)	3	2	3	3	2	2
The Progress Rate (Δ)	3	2	3	3	1	1
Stability (Ω)	3	6	5	6	4	7
Complexity (Δ)	6	4	6	6	3	3
Definedness (Φ)	0.50	1.50	0.83	1.00	1.33	2.33

Note. Hypothesis-driven definedness of institutional suppression. The four rows correspond to the four instruments activated in each suppressive harmonic: 1) The Institution (Ω) + The Alignment (Ω) for the degree of deviation necessary to trigger the suppressive behavior. Lower values mean even minor coherence deviations (e.g., popularity, resonance, out-of-band visibility) are enough to activate suppression, and 2) The Agent (Δ) and The Progress Rate (Δ) for speed of changes and progress led by the visionary. This model shows that as suppression intensifies, institutional responses become more stable (Ω) while complexity (Δ) tends to decline, often due to attrition, exhaustion, or institutional sabotage. Definedness (Φ) increases because the suppression becomes more impactful. High- Φ suppression (e.g., Extermination) reflects The Takedown Machine reaching peak effort in eliminating the destabilizing node. Rating system is 1 = Minimal, 2 = Mild, 3 = Moderate, and 4 = High.

When we hypothesize what the math will look like when we apply it to measure The Takedown Machine, we can transform what appeared to be chaotic persecution into a predictable equation. The definedness (institutional suppression) progression from **Exhaust (0.50)** through **Exterminate (2.33)** documents how **The Takedown Machine systematically escalates suppression intensity when lower-level interventions fail to eliminate threats**. Most significantly, the table exposes the machine's fatal design flaw: **Redirect achieves peak suppression efficiency (1.50)** through maximum coordination (stability) against minimal resistance (complexity), but when this harmonic fails, **it enters increasingly desperate and wasteful phases** that cause divergence.

Let's start by looking at the **descriptive statistics of the real data**. We see **two unique intelligences** operating within The Takedown Machine, with the **scores across the variables showing excellent structural features**, including **unique means** and **variances** that **do not deviate significantly from the others**; the scoring method captured genuine phenomena. Stability and Complexity are unrelated entirely, $r = -.008, p = .893$, showing that the institution and visionary are independent structures in The Takedown Machine—**validating the hypothesis that The Takedown Machine emerges from the interaction between separate emergent intelligences and the structures they control (The Institution → The Misalignment; The Agent → The Progress Rate)**.

Table 6*Descriptive Statistics for the Dependent Variables*

	<i>n</i>	Mean	<i>SD</i>	Minimum	Maximum	Skewness	Kurtosis
The Institution (Ω)	262	3.64	2.22	1	10	0.94	0.12
The Misalignment (Ω)	262	5.30	3.00	1	10	0.14	-1.42
The Agent (Δ)	262	3.49	2.07	1	10	0.67	-0.36
The Progress Rate (Δ)	262	6.21	2.74	1	10	-0.14	-1.16
Stability (Ω)	262	8.92	4.44	2	20	0.54	-0.42
Complexity (Δ)	262	9.70	3.98	2	20	-0.02	-0.74
Definedness (Φ)	262	1.18	1.01	0.14	6.00	2.15	5.46

Note. $n = 262$. Descriptive statistics of the variables as classified by *The Equation of Existence*. Each email received a score for the four instruments. I calculated the stability variable by adding The Institution and The Misalignment rating. I calculated the complexity variable by adding The Person and The Progress Rate rating. I calculated the definedness score by calculating Institutional Suppression = (The Institution + The Alignment) / (The Person + The Progress Rate).

We see below that the Principal Components Analysis (PCA; to see how they self-organize) only a **two-component solution explained the data**, accounting for 69.98% of variance, compared to just 36.34% for a single-component model. The four instruments split with mathematical precision—The Institution and The Alignment load exclusively onto Component 1 (Stability), while The Agent and The Progress Rate load exclusively onto Component 2 (Complexity), with **no significant cross-loadings between components**.

The exceptionally low internal consistency initially appears problematic until we recognize its profound theoretical significance: **institutional suppression emerges from two independent phenomena in conflict rather than a unified construct**. We have those two phenomena mapped in the PCA. The non-significant correlation between component scores, $r = -.033$, $p = .595$, confirms mathematical independence—**these intelligences operated without coordinated awareness or responses to each other's strategies**.

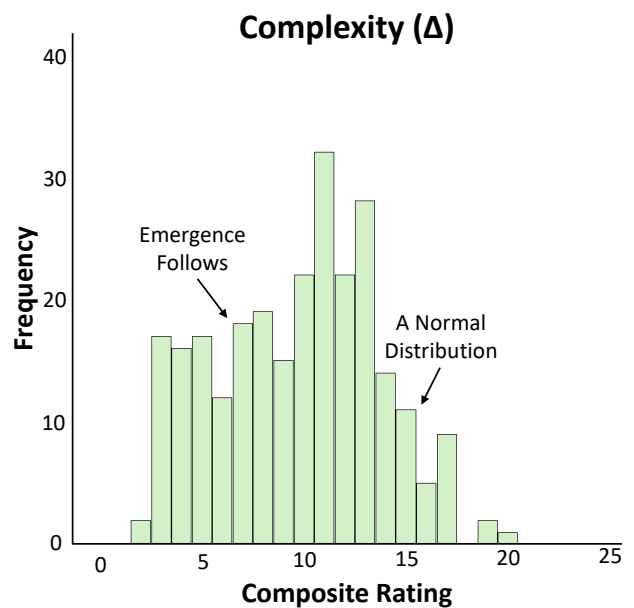
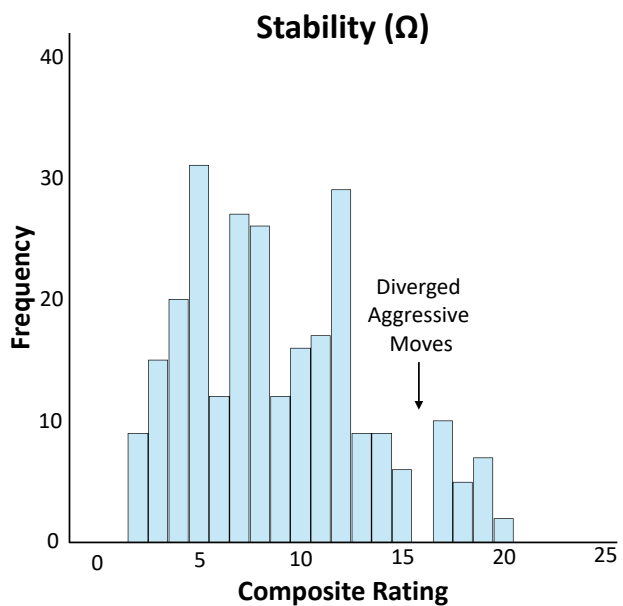
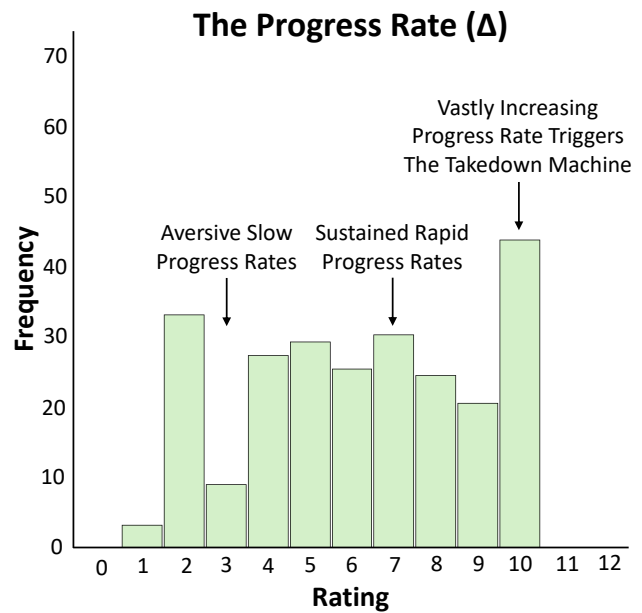
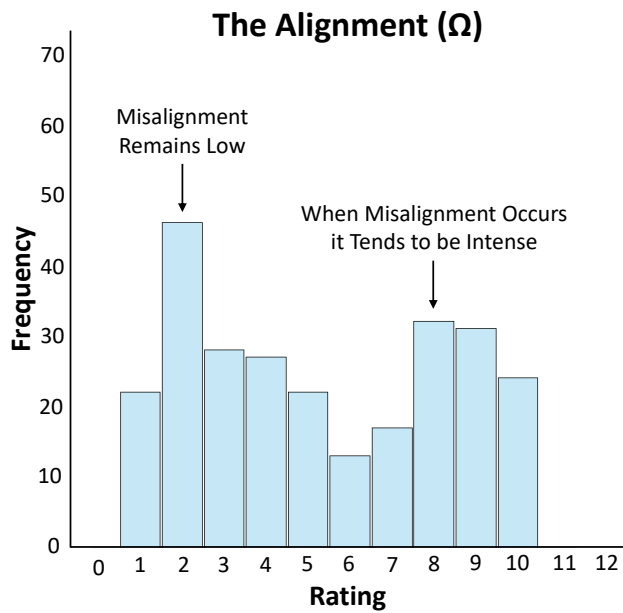
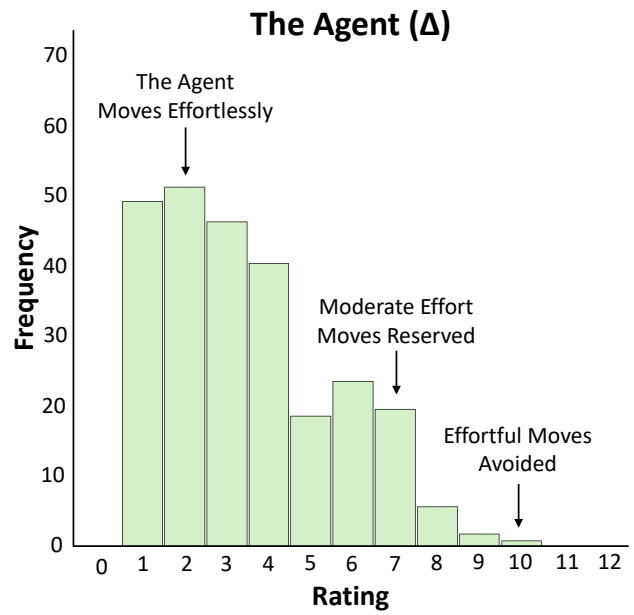
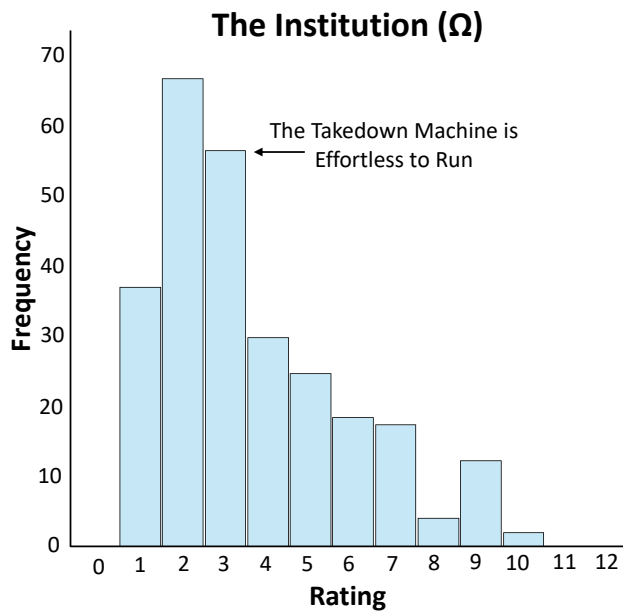
The correlation matrix reveals **only moderate relationships within each phenomenon** while **cross-component correlations remain negligible**, showing that The Takedown Machine maintains itself by emerging from the interaction between complete independent phenomena (the institution and the visionary). We have now confirmed with high certainty that the foundations of **the theory, math, scoring, and empirical evidence are all in alignment with the existence of The takedown Machine**. Now that we have cracked open the hood of The Takedown Machine and can see the inner mechanics clearly, we need to use this new light to take a look around.

Table 6*Statistical Structure of the Definedness of Institutional Suppression*

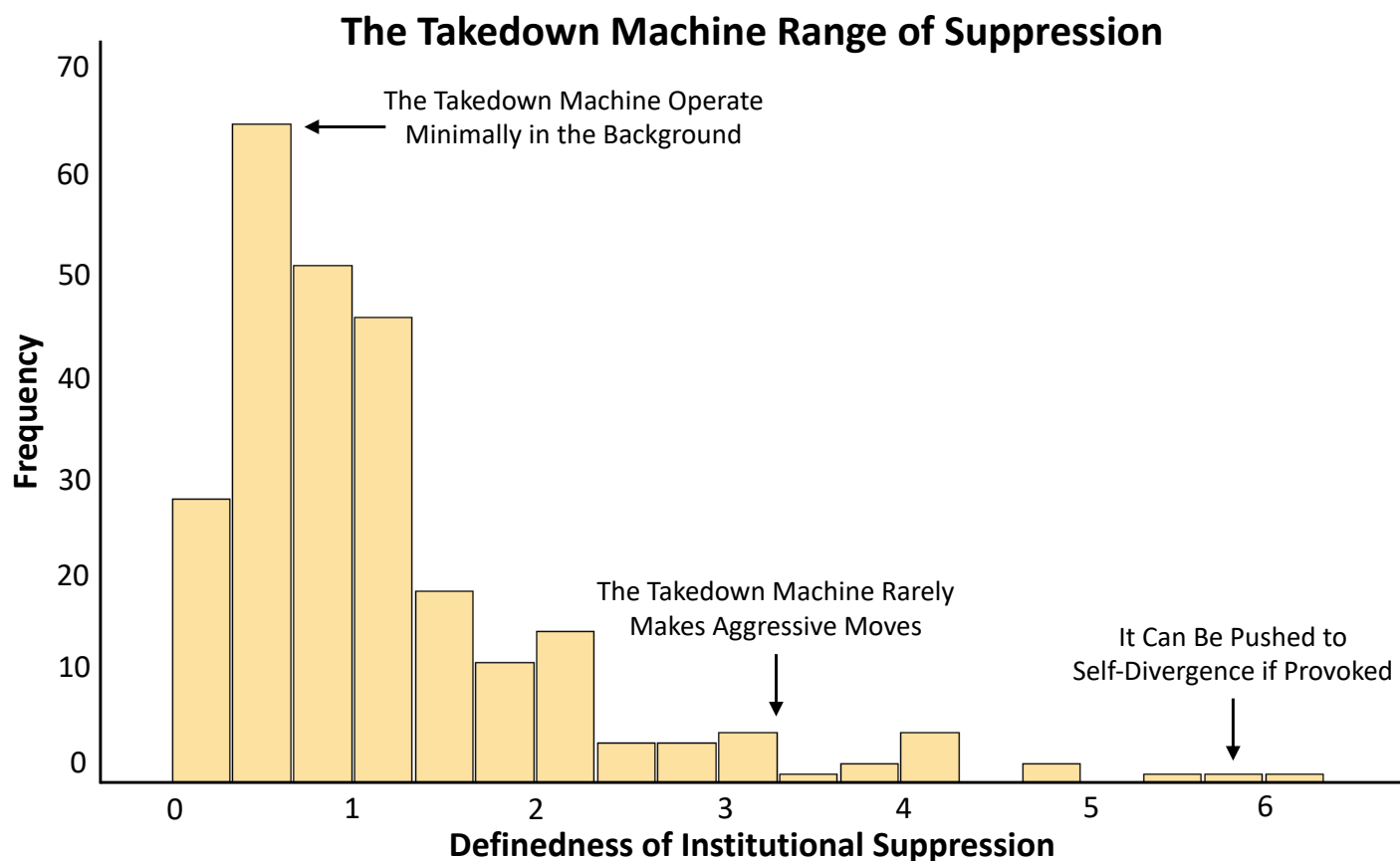
Instrument	Principal Components Analysis		Cronbach's α	Pearson Correlations			
	Component 1 (Ω)	Component 2 (Δ)		1	2	3	4
The Institution (Ω)	.850	.083	.362	-			
The Alignment (Ω)	.831	-.084		.42	-		
The Agent (Δ)	.089	.834		-.08	-.05	-	
The Progress Rate (Δ)	-.091	.813		-.05	.08	.36	-

Note. $n = 262$. Principal Components Analysis using a direct oblimin rotation and sorting by loading strength. Bolded correlations are significant at $\alpha = .05$. I colored the cells green as they approached 1 and red as they approached -1. The two-component structure is clear across all three assessments—the factor structure, the measurement alignment, and the relationships among each other.

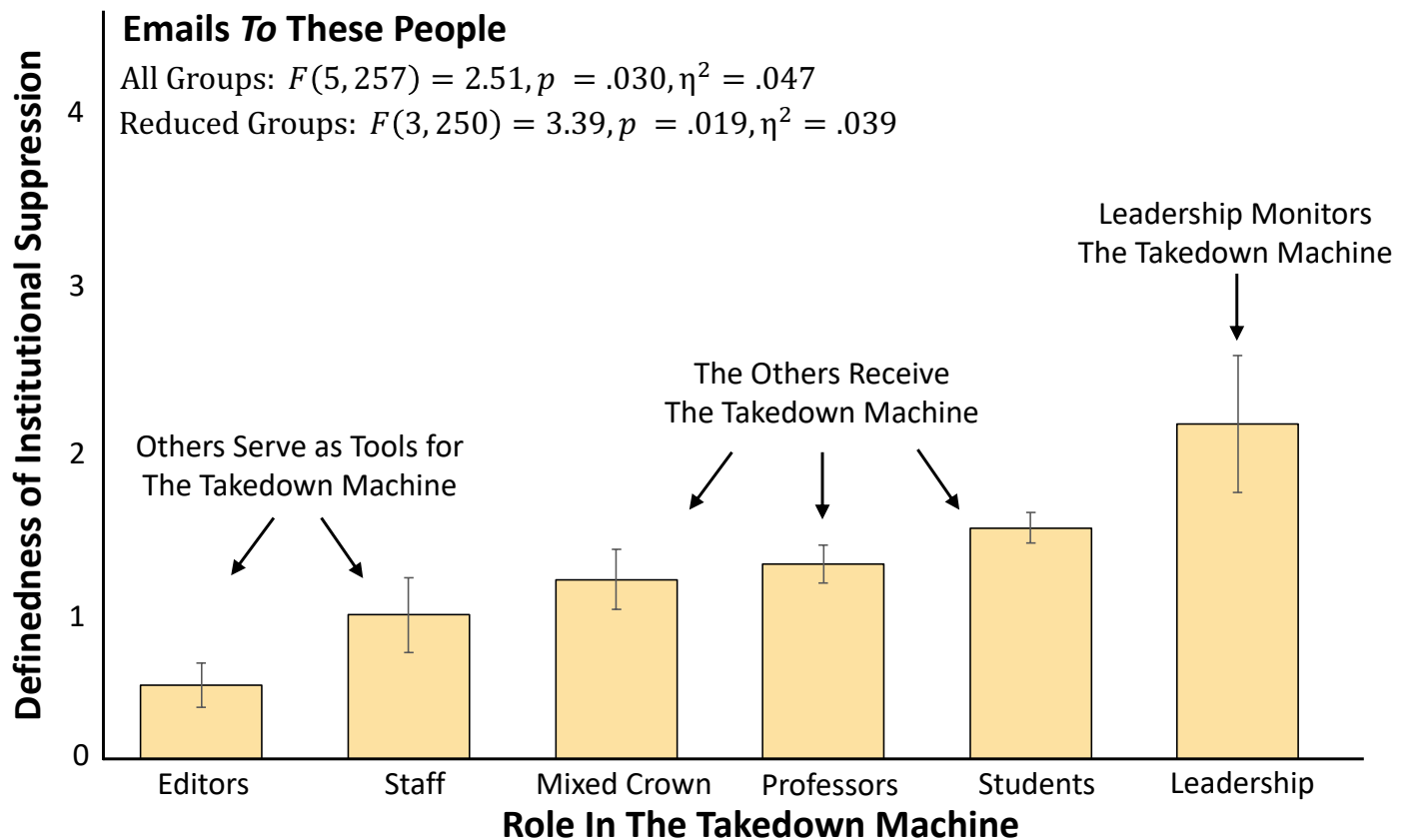
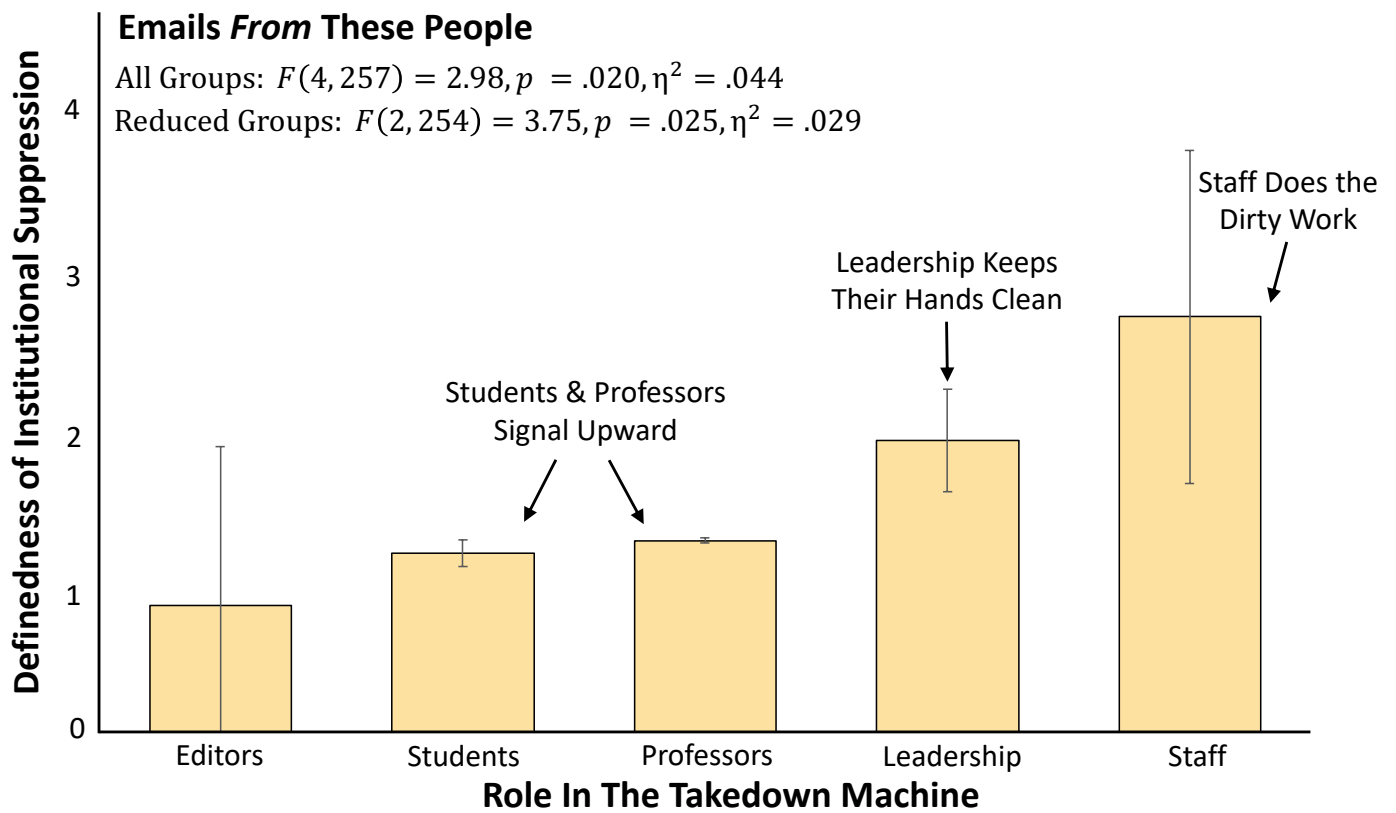
Let's first examine how instrument in **The Takedown Machine** behave in *The Equation of Existence*.



When we look at how **these phenomena behave** by looking at the **distribution patterns** of their variation in the environment, we can capture the alchemy of The Takedown Machine behavior: spontaneous emergence of normal distributions from chaotic individual components. The Institution's dramatic right-skewed concentration reveals that it that **operates minimally most of the time** but **spikes dramatically when threatened**, while The Agent's left-skewed distribution documents **strategic energy conservation** with **high-intensity confrontations actively avoided**. The Alignment instrument's bimodal distribution captures the binary nature of institutional conformity—**misalignment remains low until triggered**, then becomes **intensely problematic**—while The Progress Rate's intricate, multi-peaked pattern reflects the varied, quick rhythms that triggered The Takedown Machine to target The Agent. Most remarkably, when these wildly irregular patterns combine into Stability and Complexity composites, they produce **near-perfect normal distributions** through math that cancels irregularities rather than compounding them. It shows that a phenomenon (like those following normal distributions) **may be the emergent relationships between underlying structures**, as we see in The Takedown Machine.



When we examine the definedness (institutional suppression) of The Takedown Machine, we see the **exact skewed distribution we hypothesized with *The Equation of Existence***, where 75% actions are minimal, even subtle, such as gentle redirections, bureaucratic friction, and quiet discouragements that prevent threats from ever becoming dangerous. However, **when provoked or ineffective The Takedown Machine starts making reckless, aggressive moves**. This distribution is the most comprehensive map of institutional suppression intensity ever assembled, documenting how **systematic oppression operates across its complete operational spectrum**. Towards the end of the spectrum (right side) there occurs a **breakdown in definedness** when pushed beyond operational limits. These rare, high-intensity events document when **The Takedown Machine breaks and diverges—applying overwhelming force against minimal remaining resistance**, creating a complexity escalation that they are unable to stabilize... **so they spiral, overextend, diverge, then... collapse**. We can see the invisible strings of power with clarity and **quantitatively predictable collapse points** one could strategically exploit when under attack. Let's take a further look now at how The Takedown Machine spreads throughout an institution.



These figures document the most sophisticated organizational strategy ever empirically measured: **the systematic weaponization of hierarchical power structures to maximize suppression effectiveness while maintaining perfect institutional cover**. The "Emails From" pattern exposes **a seemingly-intentional exploitation scheme where staff are exploited by leadership to enact suppression to preserve their plausible deniability**; it's a calculated strategy that transforms the most vulnerable into unwitting political weapons while preventing direct accountability—**literally systematically sacrificing their own to maintain the fiction of leadership innocence**.

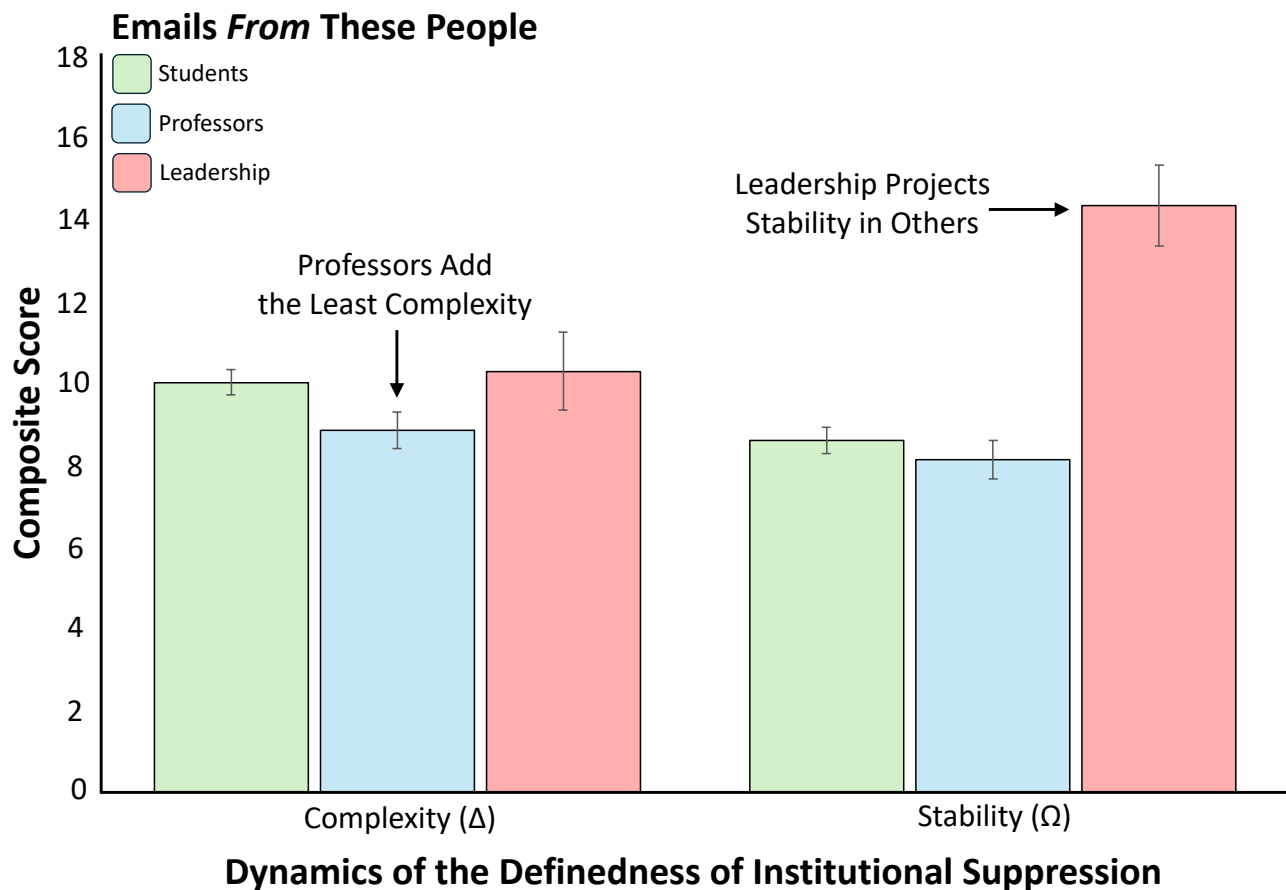
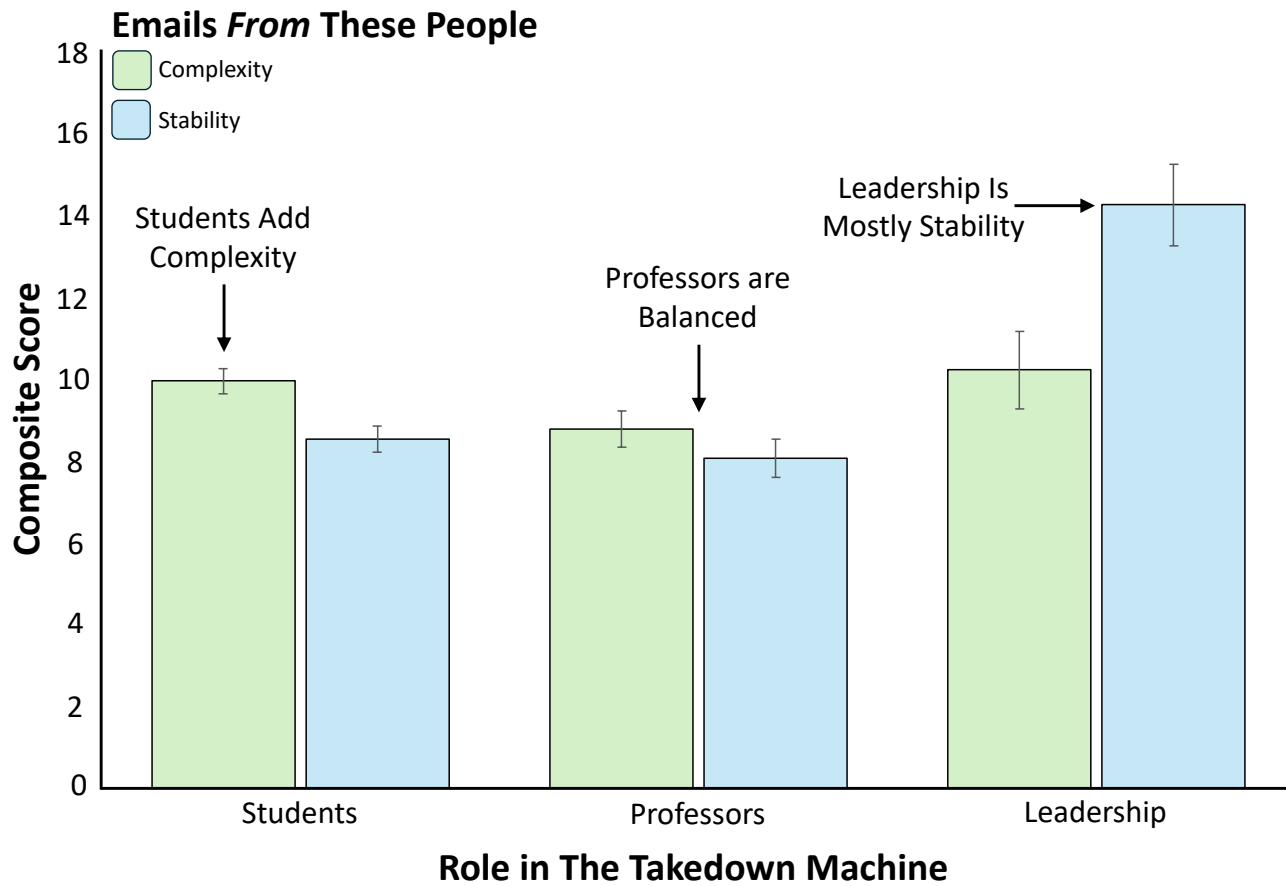
The asymmetrical power dynamics revealed in the "Emails To" analysis provide empirical evidence of institutional power's most closely guarded secret: **leadership authority exists only through the voluntary deference of subordinates**. Leadership receives the highest definedness communications not because they possess inherent power, but because **students, professors, and staff systematically amplify their authority** by treating leadership communications as inherently more important, urgent, and consequential. It creates **a feedback loop where suppression capacity derives entirely from legitimacy granted by those beneath** them in the hierarchy—every deferential email, every urgent response to leadership directives, every acceptance of institutional framing contributes to the stability of The Takedown Machine. This empirical documentation reveals its ultimate weakness: **a complete and total dependence on voluntary participation in institutional theater**. It shows that institutional authority is not backed by superior resources or strategic brilliance, but by the systematic exploitation of human tendencies to defer to positional power. **Take that away, and The Takedown Machine collapses**.

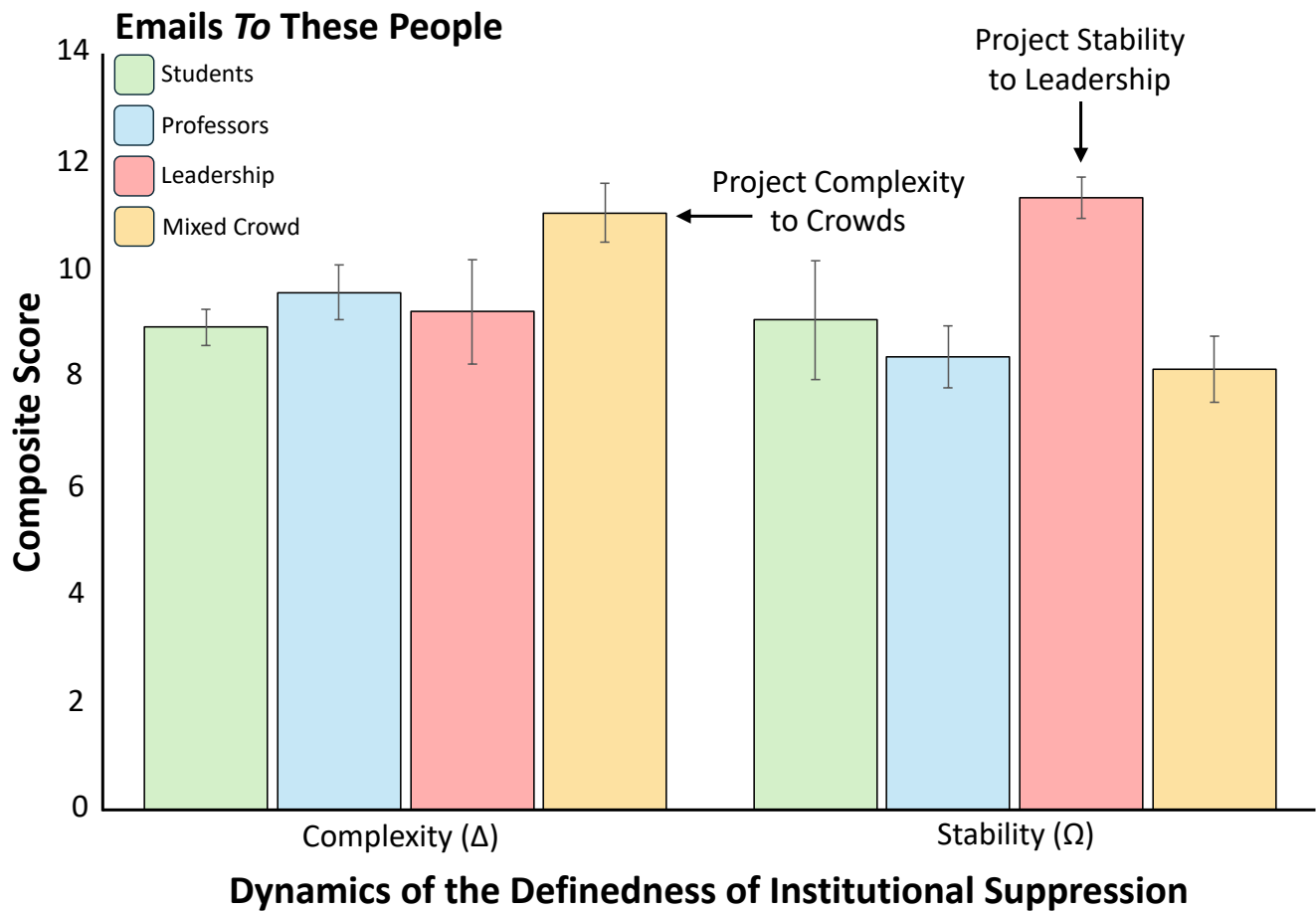
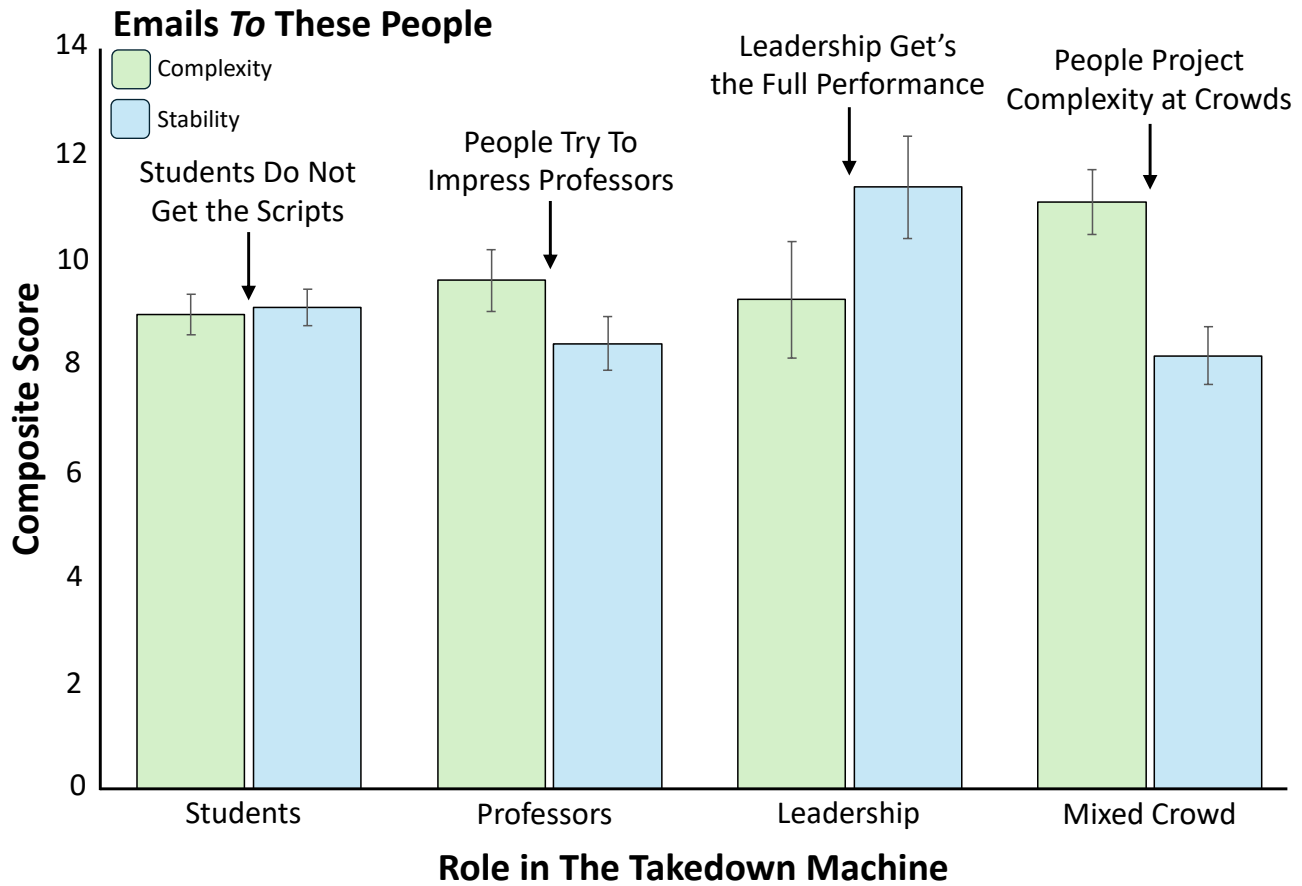
Table 8
Script Analysis Across Students, Professors, & Leadership

	Students	Professors	Leadership	Mixed	F	p	η ²
From							
After Hours	14.79%	23.42%	5.88%	-	4.24	.015	.032
After Hours + Weekend	29.57%	46.83%	11.76%	-	5.65	.004	.043
Politeness	50.61	47.43	51.83	-	3.90	.021	.030
Aggression	49.17	52.71	47.61	-	4.31	.015	.033
To							
Number of People	2.99	3.10	4.38	5.98	36.48	< .001	.305
Average Word Length	6.31	6.38	8.32	6.32	2.90	.036	.034
Politeness	48.75	51.96	54.80	48.39	3.30	.021	.038
Directiveness	50.60	48.17	55.53	48.56	2.86	.037	.033
Aggression	51.61	46.84	49.54	50.45	3.36	.019	.039

Note. *n* = 257. An analysis of the scripts that people play and receive during email communication. Note how certain factors come from the individuals but are also reinforced by others; the system goes both ways.

When we examine the content of the emails, we see overwhelming statistical evidence that **institutional actors operate through unconscious scripts with precision**. Professors exhibit the highest aggression and lowest politeness while sending nearly half their emails outside business hours—revealing **systematic conflict avoidance disguised as intellectual authority**, deploying confrontational communications when immediate responses are unlikely. **Leadership receives elaborate deference** through significantly longer word length, elevated politeness, and broader distribution—not because they possess superior capacity, but because **their role demands ritualized validation** or you end up in The Takedown Machine. **The fear of The Takedown Machine is real, but the reason it functions effortlessly is because we let it**. When emails span roles with hierarchical level interactions, crowds disrupt the ease of transferring scripts between people, increasing complexity. These scripts confirm a disturbing truth: individuals do not deliberately modify their communication based on position but **automatically perform assigned suppression roles** while believing their scripted behaviors represent authentic personalities and choices. Let me show you the nuance of these scripts and their roles in The Takedown Machine.





These figures document the most sophisticated behavioral programming system ever empirically measured: **the automatic, reciprocal reinforcement of institutional scripts through unconscious communication patterns**. The "Emails From" analysis reveals each hierarchical level projects distinct behaviors—students generate high complexity mainly, professors maintain balance, and leadership operates as stability generators for The Takedown Machine. **Remember... it is not conscious role-playing**; they are deeply embedded scripts that turn human interactions into predictable responses that feel natural **but are intensely systemically conditioned**.

The "Emails To" patterns expose that institutional programming is **collectively reinforced and creates feedback loops of authority validation**. Leadership receives **significantly elevated stability projections from everyone**, while students and professors receive balanced treatment, showing that treating emails to leadership as inherently more important **reinforces both their authority script and the sender's subordinate script**. This unconscious script execution explains why The Takedown Machine operates with devastating effectiveness **despite absent central control**—each participant automatically performs their assigned suppression roles while interpreting their scripted behaviors as authentic, personal, moral, strategic choices, creating a distributed network that behaves intelligently by responds to threats to stability with systematic precision via the Visionary Extermination Sequence without any one individual leading the way in the destruction of others; it runs on its own...

Table 9

The Takedown Machine Strategies Employment & Usage Patterns

Stability (Institution)	Complexity (Visionary)	Definedness (Suppression)
Specific Takedown Machine Strategies		
Aggressive False Narrative: 13.44	Isolation: 12.07	Aggressive False Narrative: 1.90
Intimidation: 13.25	Withdrawal Support: 11.50	False Mental Health: 1.86
False Mental Health: 12.55	Intimidation: 10.75	Job Sabotage: 1.31
Blackballing: 9.33	Research Obstruction: 10.73	Intimidation: 1.26
Job Sabotage: 9.32	Rising Star: 10.19	Character Assassination: 1.25
Research Obstruction: 9.05	Job Sabotage: 10.00	Blackballing: 1.17
Withdrawal Support: 8.61	False Mental Health: 9.32	Research Obstruction: 1.08
Isolation: 8.29	Aggressive False Narrative: 9.11	Policies & Procedures: 1.05
Character Assassination: 8.15	Character Assassination: 8.37	Withdrawal Support: 0.92
Rising Star: 7.35	Policies & Procedures: 8.21	Rising Star: 0.81
Policies & Procedures: 6.33	Blackballing: 8.17	Isolation: 0.78
Harmonics of Institutional Suppression Played		
Exterminate: 12.75	Withdrawal: 10.73	Exterminate: 1.87
Stall: 9.33	Redirect: 10.73	Stall: 1.17
Redirect: 9.05	Rising Star: 10.19	Isolate: 1.13
Withdrawal: 8.97	Isolate: 9.31	Withdrawal: 1.12
Isolate: 8.18	Exterminate: 9.28	Redirect: 1.08
Rising Star: 7.35	Exhaust: 8.49	Exhaust: 1.08
Exhaust: 7.08	Stall: 8.17	Rising Star: 0.81

Note. $n = 262$. Order of strategies and harmonics ranked by stability, complexity, and definedness. I categorized all emails before rating, but the order here reflects differences that emerged naturally. Across the definedness of The Takedown Machine Strategies, a linear regression ($R^2 = 9.60\%$, $p < .001$) and cubic regression ($R^2 = 10.30\%$, $p < .001$) fit the data, with definedness explaining 10% of all interactions between the institution and the visionary. The regression models on the harmonics of the Visionary Extermination Sequence shows that the cubic regression fit the data much better than the linear one. A one-way ANOVA showed significant group differences for the strategies ($\eta^2 = .109$) and harmonics ($\eta^2 = .094$).

We see here the most comprehensive empirical documentation of the suppression strategies ever assembled, **revealing The Takedown Machine's complete strategic arsenal deployed across both specific techniques and harmonics**. By ordering the strategies and harmonics based on their stability, complexity, and definedness scores across emails, we can examine the specific behaviors the institution and the visionary used as they engaged in The Takedown Machine. The institution (stability) openly and willingly deployed the most aggressive and devastating weapons—False Mental Health Narratives, Intimidation, and Blackballing—the ultimate tools deployed when other strategies fail. The complexity scores show how the visionary systematically countered each institutional tactic **using the same suppression tools available to all of us in The Takedown Machine**. When **the institution** deployed **Intimidation**, the visionary responded by **Isolating** the targets; when they attempted **False Mental Health Narratives**, the visionary countered with **Withdrawing Support** of the scripts they needed for the play to work (ignoring it caused them to collapse); it reveals both intelligences operate with The Takedown Machine, creating **a mirror war where each side uses identical weapons for opposing purposes**.

The harmonics analysis provides further evidence that **both intelligences used different harmonics in the Visionary Extermination Sequence** with precision, despite operating without conscious knowledge of the scripts. We see that the most **common harmonics used by the institution is Stalling and Extermination**, the two most aggressive harmonics, and **the visionary countered with Withdraw, Redirect, Rising Star (doing excellent work), and Isolate harmonics**. The pattern emerges in these comparisons... the institution moved against the visionary, the visionary simply stepped out of the line of fire, and they collapsed into the most reckless and aggressive harmonics. Most surprisingly, when you account for the stability provided by the institution and the complexity provided by the visionary, the definedness scores arrange into the order of the Visionary Extermination Sequence, showing that the institution and visionary generate the sequence together, not one or the other.

Table 10

Bivariate Pearson Correlations Among Variables Showing the Universality of the Four Instruments of Suppression

Variables	1	2	3	4	5	6	7	8	9	10	11	12	13
1 Stability	-												
2 Complexity	-.01	-											
3 Definedness	.60	-.64	-										
4 Character Count	.02	.04	-.01	-									
5 Word Count	.03	.05	-.01	.99	-								
6 Word Length	.02	.04	-.04	.08	.01	-							
7 Politeness	-.04	.07	-.05	.50	.52	-.02	-						
8 Directiveness	-.01	.06	-.03	.49	.48	.05	.30	-					
9 Aggression	.03	-.02	.02	-.11	-.13	.05	-.72	.45	-				
10 The Institution	.79	-.07	.47	.03	.04	-.04	-.01	.09	.07	-			
11 The Misalignment	.88	.03	.53	.01	.01	.06	-.05	-.08	-.02	.42	-		
12 The Agent	-.08	.77	-.50	.10	.10	-.06	.07	.07	-.01	-.08	-.05	-	
13 The Progress Rate	.04	.88	-.56	-.01	-.01	.10	.06	.04	-.03	-.04	.08	.36	-

Note. $n = 262$. Bivariate Pearson correlations among notable variables. Bolded correlations are significant at $\alpha = .05$. I colored the cells green as they approached 1 and red as they approached -1. The instruments correlate strongly to the calculated stability scores for The Institution and The Misalignment and complexity score for The Agent and The Progress Rate, with no significant cross-correlations. We can also see that the stability instruments are positively correlated with the definedness of The Takedown Machine whereas the complexity instruments are negatively related to it, which means that the institution was fighting to preserve The Takedown Machine, but the visionary kept countering that definedness.

When we examine the bivariate Pearson correlations, we see the most critical empirical evidence in this entire study: **the complete absence of correlations between suppression dynamics and surface-level communication behaviors showing that these phenomena are universal organizational principles rather than context-specific confounds**. The highlighted correlation box shows that stability, complexity, and definedness remain **completely independent of communication length, timing, politeness, directiveness, or aggression**—demonstrating that suppression operates through fundamental structures that transcend visible surface phenomena; these dynamics exist **underneath the behavioral scripts, but they are not the same thing as them**. You cannot see stability and complexity in an email; it only emerges as the harmonic of interactions among all four instruments.

To further support this universality, a comprehensive comparative analysis between the visionary and the institution reveals one of the most extraordinary findings: the two intelligences in systematic conflict **operated with statistically identical behavioral signatures across virtually every measurable dimension**, except **the institution was more aggressive** ($\eta^2 = .018, p = .029$). When comparing the emails, there were no significant differences across timing, volume, linguistic complexity, politeness, or directiveness ($ps > .123$). This equivalence shows that **these principles do not emerge directly from any observable indices**, only in their interactions.

Table 11

R² Analysis of Variables by Time

	Time	Days	Hours
Linear			
Stability	17.10%	15.90%	0.00%
Complexity	0.00%	0.10%	1.60%
Definedness	9.10%	7.10%	0.40%
Cubic			
Stability	19.80%	15.90%	0.20%
Complexity	0.20%	0.20%	1.60%
Definedness	9.90%	7.10%	0.60%
Linear			
The Institution	12.30%	9.20%	0.90%
The Misalignment	11.60%	12.20%	0.50%
The Agent	0.70%	0.50%	0.60%
The Progress Rate	0.60%	1.10%	2.20%
Cubic			
The Institution	15.30%	9.20%	1.50%
The Misalignment	14.00%	12.20%	1.60%
The Agent	1.20%	0.50%	1.20%
The Progress Rate	1.20%	1.10%	2.60%

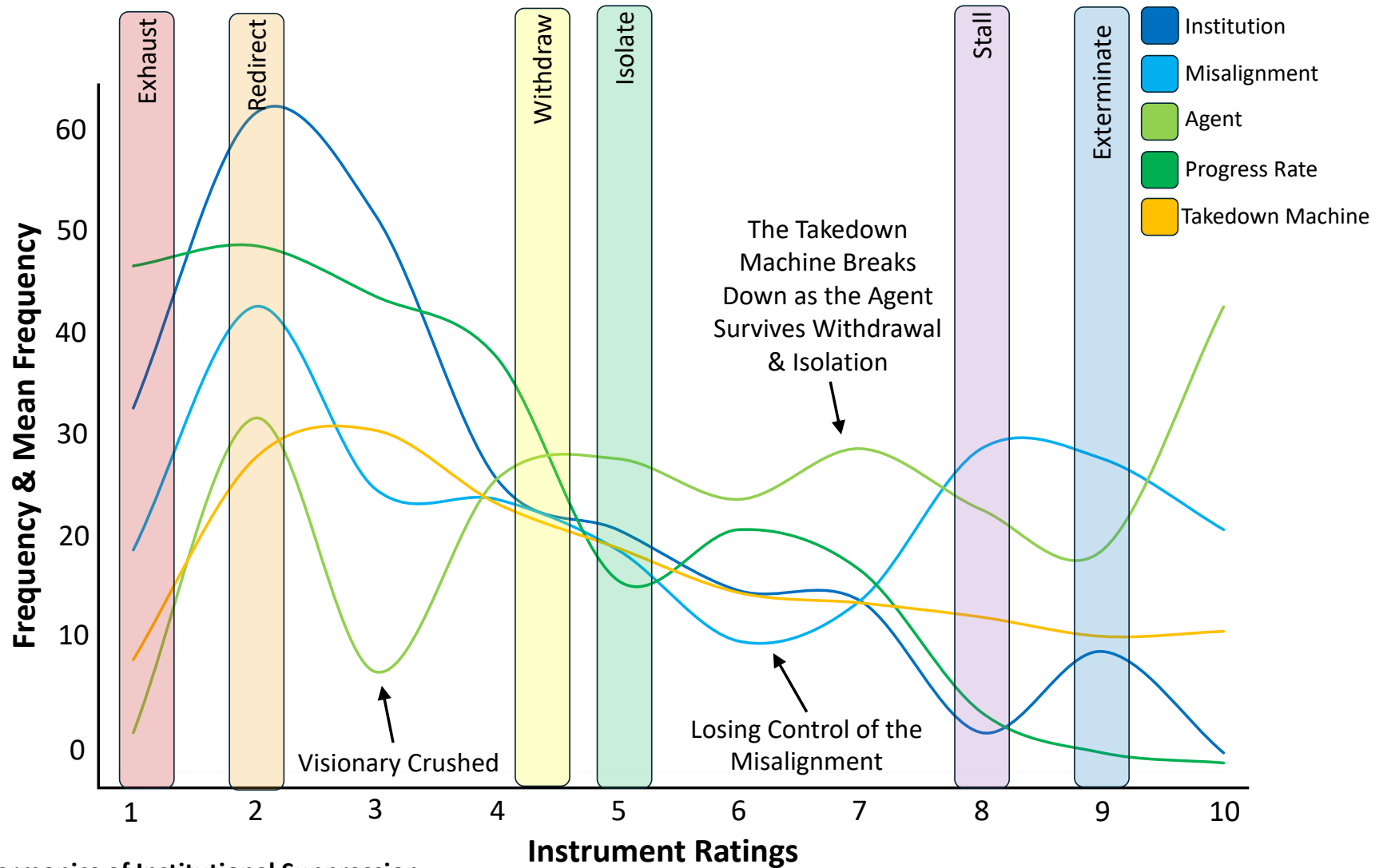
Note. $n = 262$. Regressions of the behaviors of the instruments and the calculated scores over time. The three-time variables are 1) Time – the exact order the emails occurred, 2) Days – the days of the week, and 3) Hours – the 24 hours in a day. Bolded correlations are significant at $\alpha = .05$. I colored the cells green as they approached the highest value to see the heat map.

dictability and exploiting natural rhythms, preserving tactical freedom by **refusing the roles in their predictable scripts**, leaving the institution stunned, unprepared, and incapable of forming strategic responses with tactical variation. Alrighty... I have had enough fun messing around... **let's rip the whole top of The Takedown Machine.**

When we examine consistency by correlating scores for each phenomenon from one timepoint to the next, we see that **stability exhibits significant consistency** ($r = .165, p = .007$), showing that **institutional responses maintain predictable patterns** that preserve systematic operations; whereas **complexity shows no significant consistency** ($r = .014, p = .823$), indicating **response freedom to vary without constraints**. These statistics seem innocuous, but they present a horrifying truth: **the only one making strategic, conscious, decisions** that consider the intricacies of the context **is the visionary, while the institutions pushes forward the same way in all situations** to maintain its stability—it is why institutions freeze and panic when someone breaks their scripts and hierarchy... **they have no clue how to behave otherwise because no one is steering the ship.**

The time series regressions confirm the horrifying pattern that **institutional actors operate through script execution rather than strategic adaptation**. The strong correlations of behavior for institution show consistency over time and days, but no consistency throughout the day; it can respond systematically over time but **remains completely incapacitated to daily tactical variations**. They are simply **not mentally present** for those interactions because the scripts work best when you do not know you are using them. We can see that the visionary complexity allows for resistance **by maintaining strategic unpre-**

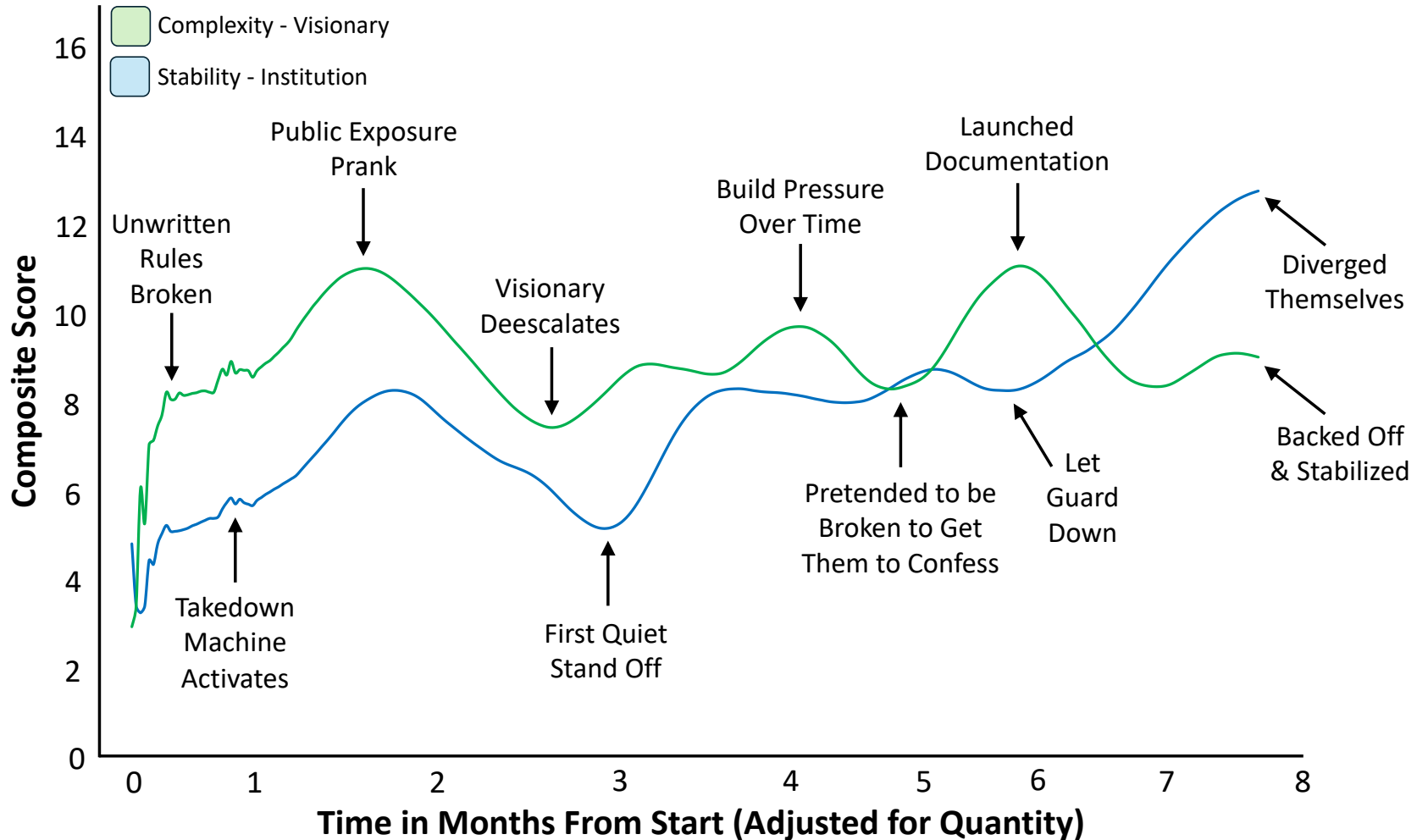
The Harmonics of Institutional Suppression



The Harmonics of Institutional Suppression

This figure documents the complete lifecycle of systematic suppression, revealing how The Takedown Machine escalates through six predictable phases with mechanical precision—from efficient early coordination during Redirect through the critical breakdown point during Withdraw where agent survival triggers desperate resource escalation, culminating in an isolation panic, a stall period where they are paralyzed because their scripts won't work, followed by an exterminate attempt, which may remove the visionary, but most often it just leads to self-divergence and collapse.

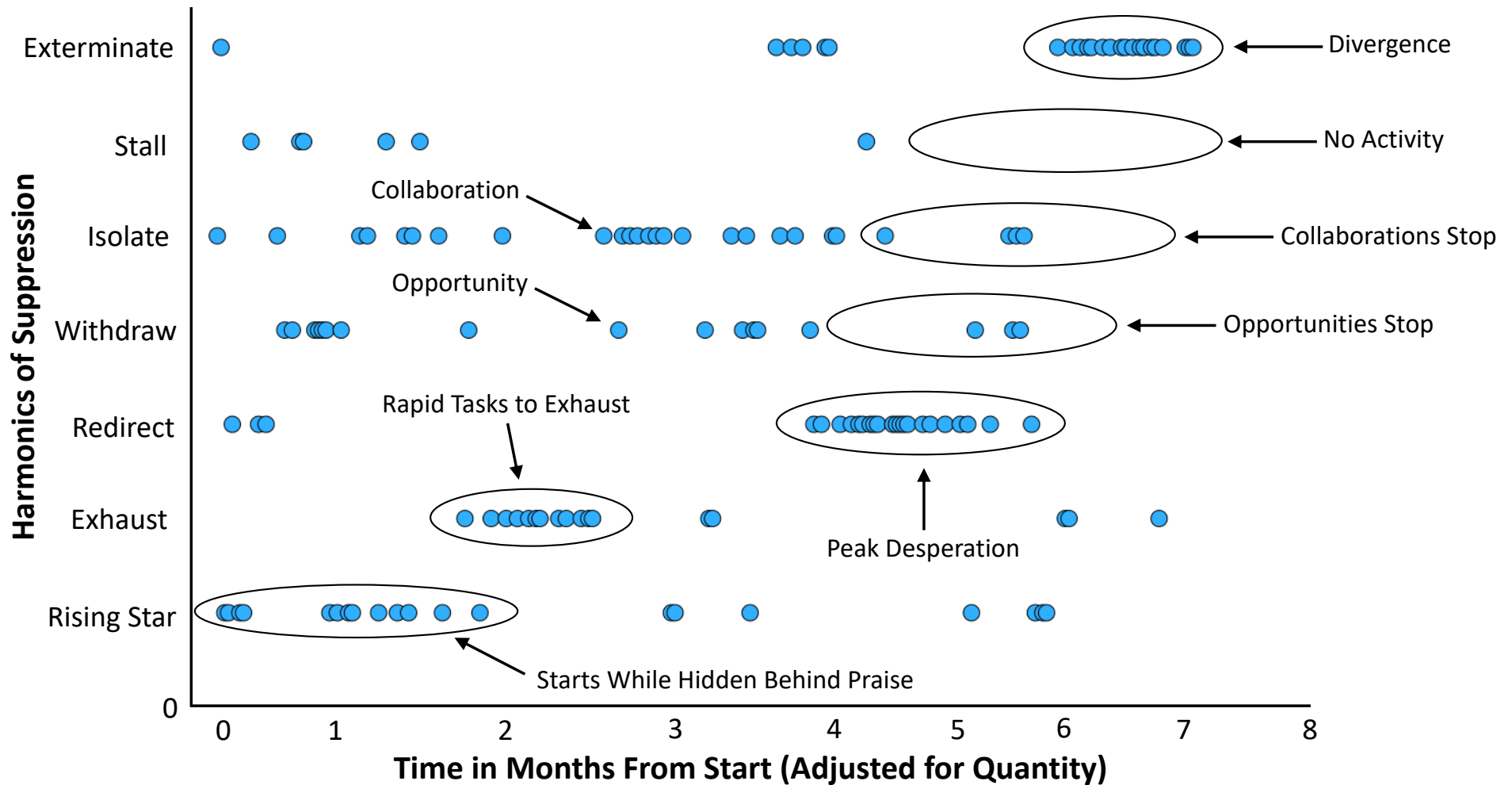
The Great Divergence of The Takedown Machine



A Case Study in Collapsing The Takedown Machine (20 Email Rolling Average)

This figure captures the strategic interactions between the visionary and the institution in the evidence archive, documenting how calculated moves like "Public Exposure Prank," strategic deception through "Pretended to be Broken," and the devastating "Launched Documentation" after they "Let Guard Down" to exploit institutional psychology and force the dramatic stability-complexity divergence transforming organized suppression into chaotic institutional breakdown. The final move of the visionary pulling back and stabilizing is what cause the institution to overextend, diverge, then collapse.

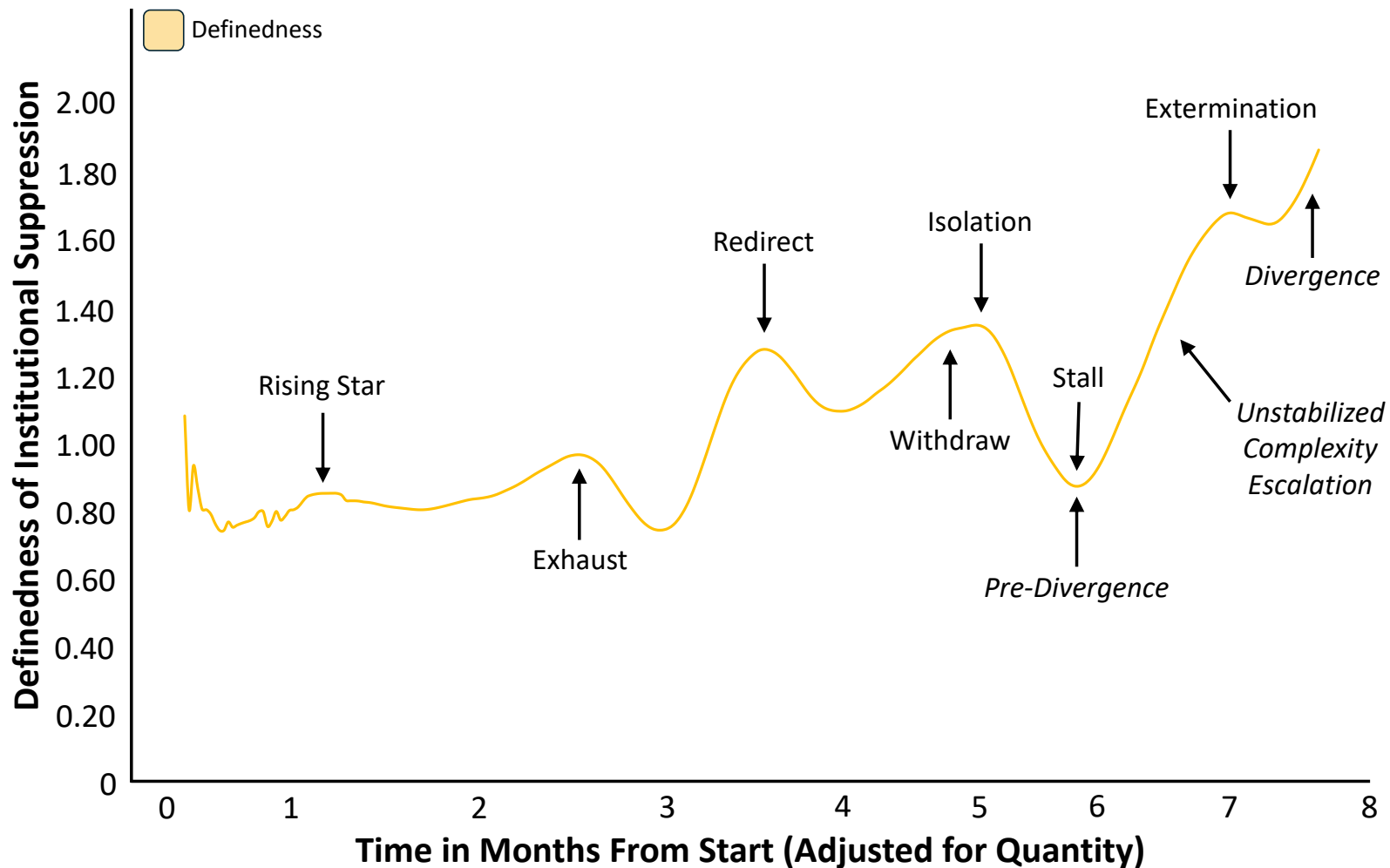
The Takedown Machine Harmonics Order



Empirical Confirmation of The Takedown Machine Harmonics & Order (Institution Emails Only)

This figure shows the sequence of the order of the harmonics of suppression. It starts off in the background while rising star (praise and positive feedback) occurs in the front meanwhile in the back we can see The Takedown Machine was already running almost the full harmonics, which is why it comes out of nowhere for people. The tactics all start at once except exhaust, which then comes second in rapid succession. There is an intense redirection period followed by isolation and withdraw failing, leading to stalling, and then, the extermination causing divergence. You can get the same order of harmonics by measuring their presence in emails and their absence in time because definedness measures the institutional behavior.

The Takedown Machine Full Suppression Arc Peaks



Empirical Confirmation of The Takedown Machine and The Visionary Extermination Sequence (20 Email Rolling Average)

This figure provides the definitive mathematical signature of The Takedown Machine as we hypothesized using *The Equation of Existence*, showing how smooth definedness progression from a balanced operation through systematic escalations, checks for realignment, then initiating the next harmonic in the Visionary Extermination Sequence with increasing aggression that leads to self-divergence. Extreme suppression occurs when The Takedown Machine breaks, revealing a system failure rather than operational success that follows a quantifiable algorithm with mathematical vulnerabilities.

These three visualizations provide **the most comprehensive, real-time documentation of institutional suppression** ever assembled, revealing **The Takedown Machine's complete operational cycle with unprecedented transparency**. The harmonic progression exposes how institutions systematically escalate through predictable phases—from efficient early suppression through the critical failure point after Withdraw fails, where The Takedown Machine panics from script deviations and survival triggers desperate resource expenditure and recklessness. The timeline documenting the strategic chess match shows how **calculated moves** such as **baiting public exposure, acting out of their scripts to fool them, and rapid complexity escalations** (launching documentation) **by lulling complacency systematically force The Takedown Machine to malfunction and implode**.

Across these figures, we can see **every pattern, every escalation threshold, every vulnerability... now visible to anyone facing institutional suppression**. The harmonic visualization shows exactly when The Takedown Machine enters crisis mode, the divergence timeline documents precisely how strategic deception and controlled escalation force institutional over-extension, and the suppression arc reveals the structure in what was once chaos and invisibility. The Takedown Machine only has this one predictable algorithm... and it has multiple exploitable failure points. Future targets no longer face the unknowable—we have the complete empirical roadmap for understanding and countering The Takedown Machine. **The age of invisible suppression is over.**

The Big Picture

The most powerful weapon against The Takedown Machine is not confrontation, resistance, or even superior tactics... **it is the simple refusal to participate in the scripts and legitimacy theater that sustains institutional power**. When you stop treating certain people as inherently more important, stop automatically assigning qualities to people they do not have but their roles imply, stop participating in the predictable script-reinforced behaviors that create institutional stability—the entire machine stalls and then collapses. **The empirical data show that institutional authority exists only through our collective willingness to grant it**. The moment you withdraw, treating institutional actors as ordinary people, their suppression capacity collapses, and they diverge themselves desperately try to maintain control with **the handful of tools that require others to play along**.

The Takedown Machine operates through darkness, secrecy, and the comfortable myth that institutional problems are isolated incidents rather than systematic behaviors, but... we need to remember that **corruption cannot survive transparency**. When you document everything, share everything, break their scripts, refuse to keep institutional secrets, **the machine's most essential weapon—plausible deniability—evaporates**. This study represents the first time in human history we have complete empirical evidence of the complex institutional suppression apparatus that has stalled solutions, crushed visionaries, stolen hundreds of legacies, and limited the entire progression of humankind to preserve the stability of the power, money, prestige, reputations, and resources that we give these institutions who say they are searching for answers while suppressing innovation to preserve their status quo. **The empirical findings are devastating to all claims institutions make about fairness, merit, and protection of innovation**. The Takedown Machine's power is clearly not its strategies, but its **operation in the shadows, outside of our awareness**, while we are convinced our destruction is a good, moral thing.

We stand at an unprecedented moment in human history where information flows faster than suppression mechanisms can deploy, where individual voices can reach global audiences without institutional gatekeepers, and where transparency tools make real-time documentation of corruption inevitable. The Takedown Machine was designed for the old world where institutions-controlled information flow and could suppress threats. **That world no longer exists**. From visionaries to victims, we now possess the tools to bypass institutional gatekeepers, to build direct relationships with global audiences, and to document any suppression attempts with sufficient precision to destroy credibility. The Takedown Machine is not just breaking; it's increasingly obsolete. We are not powerless; their ancient machine is not invincible, and now... we have turned the lights on in the whole house. So, as a parting message for you after this dark whirlwind of a paper, I want you to remember just one thing, dear reader... **you do not have to fight corruption to beat it, you just need to bring it into the light...**