



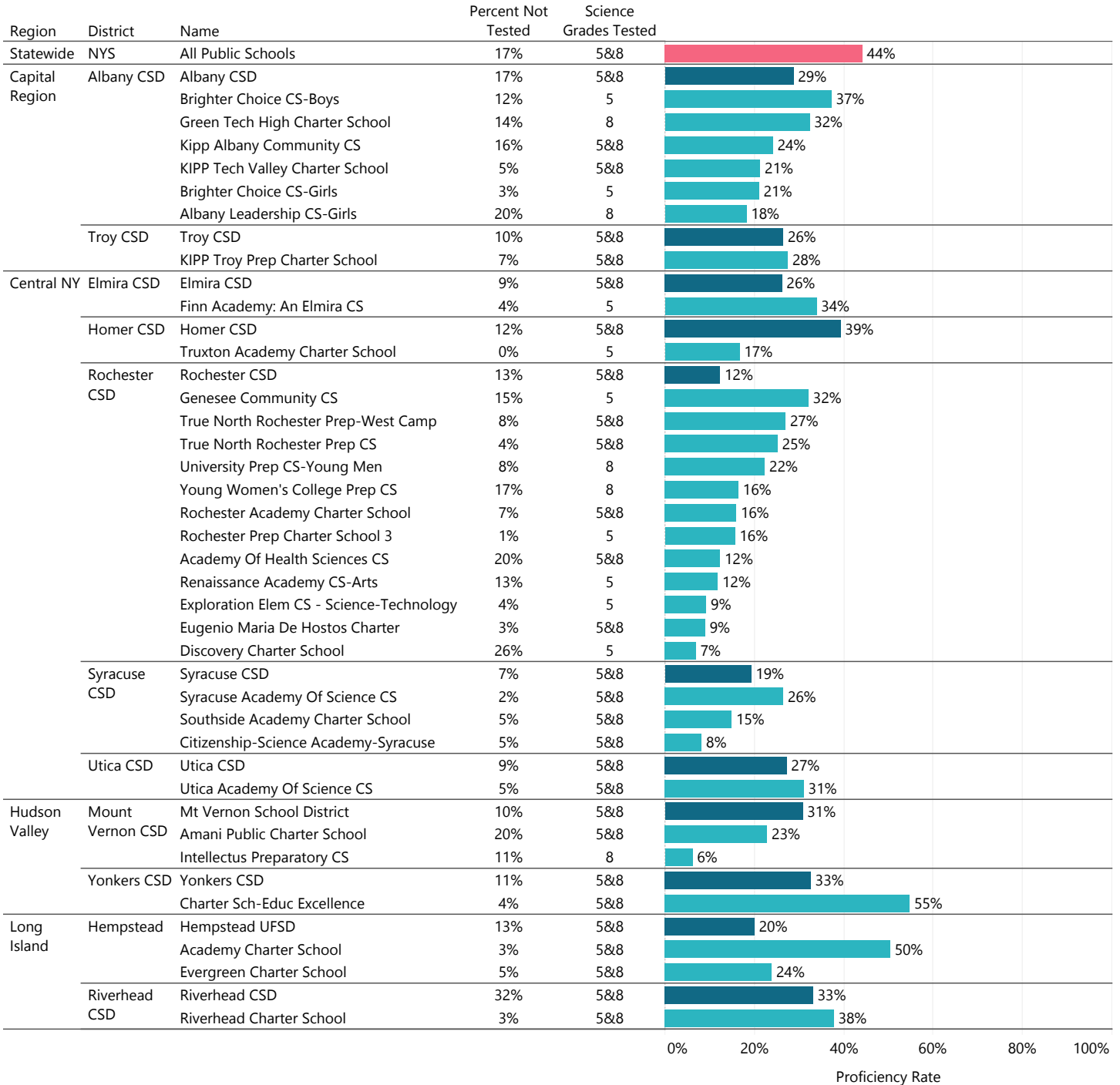
2024 Grades 3-8 Science Proficiency Rate

NYS Charter Schools and Charter Host Districts



Aggregate proficiency rates are calculated as a weighted average of all 5 and 8 grade levels tested in each school and district. For 8th grade, data includes both traditional and Regents science exams. Proficiency is defined as levels 3-4 for 5 and 8 exams and levels 3-5 for Regents exams.

Schools and districts with suppressed data in any grade will be indicated as 'Suppressed' and will not have an aggregate score. Instances where a district's proficiency rate on a suppressed exam would not change the aggregated outcome are included here based on the data available, as the overall rate remains the same in all potential scenarios.



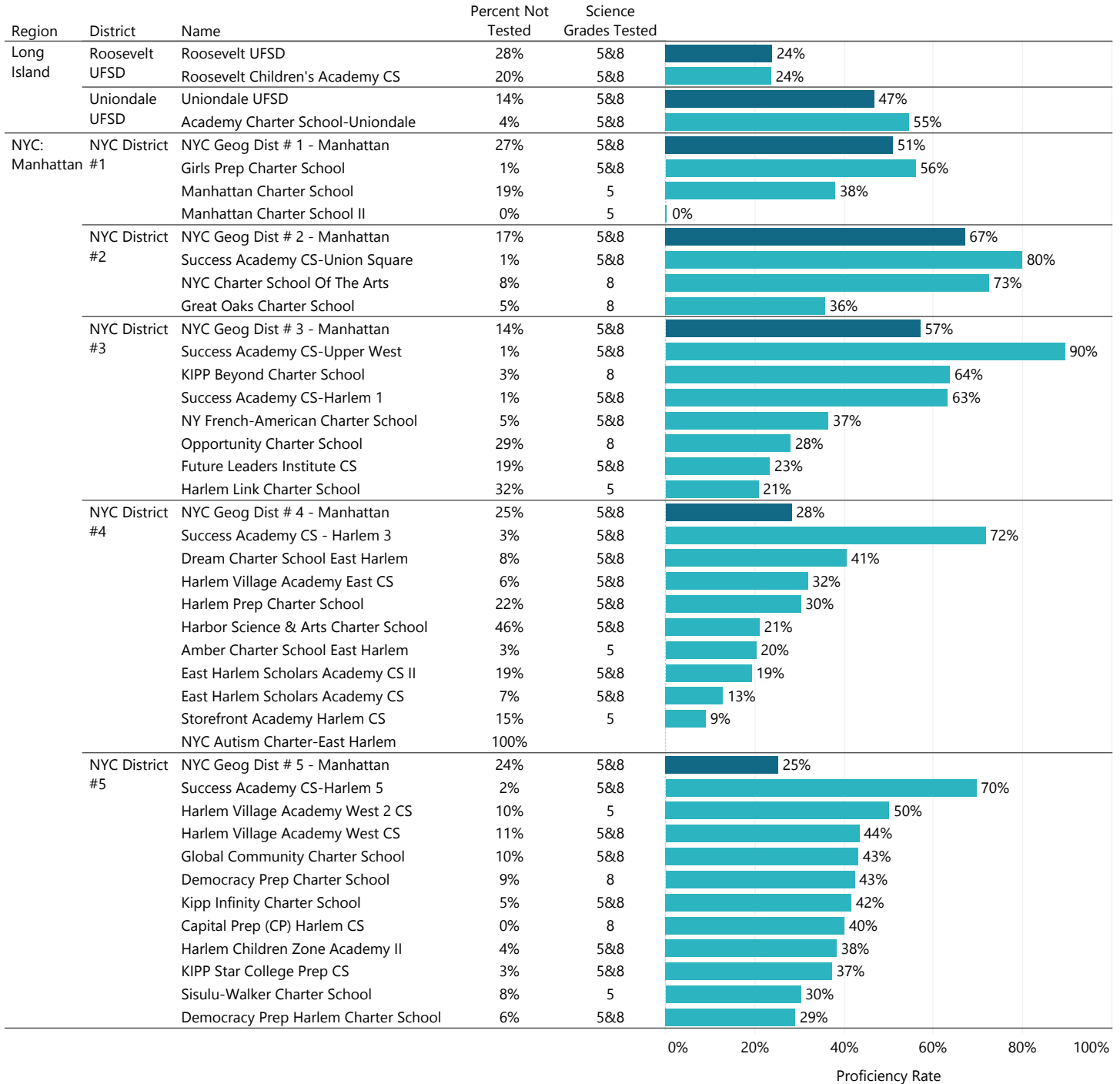
Type
■ Host Districts
■ Charter School
■ Statewide Aggregate

2024 Grades 3-8 Science Proficiency Rate

NYS Charter Schools and Charter Host Districts

Aggregate proficiency rates are calculated as a weighted average of all 5 and 8 grade levels tested in each school and district. For 8th grade, data includes both traditional and Regents science exams. Proficiency is defined as levels 3-4 for 5 and 8 exams and levels 3-5 for Regents exams.

Schools and districts with suppressed data in any grade will be indicated as 'Suppressed' and will not have an aggregate score. Instances where a district's proficiency rate on a suppressed exam would not change the aggregated outcome are included here based on the data available, as the overall rate remains the same in all potential scenarios.



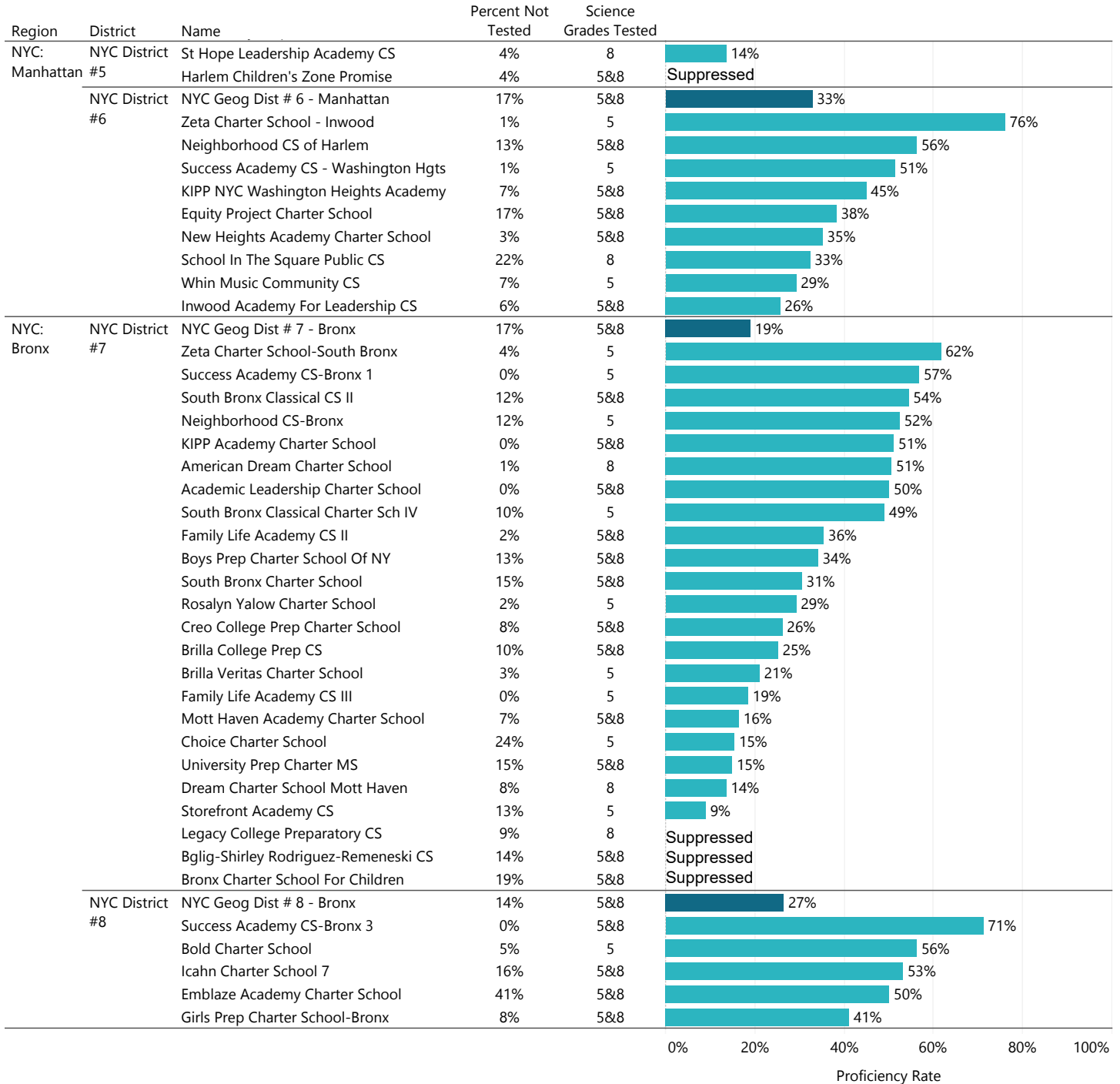
Type
■ Host Districts
■ Charter School
■ Statewide Aggregate

2024 Grades 3-8 Science Proficiency Rate

NYS Charter Schools and Charter Host Districts

Aggregate proficiency rates are calculated as a weighted average of all 5 and 8 grade levels tested in each school and district. For 8th grade, data includes both traditional and Regents science exams. Proficiency is defined as levels 3-4 for 5 and 8 exams and levels 3-5 for Regents exams.

Schools and districts with suppressed data in any grade will be indicated as 'Suppressed' and will not have an aggregate score. Instances where a district's proficiency rate on a suppressed exam would not change the aggregated outcome are included here based on the data available, as the overall rate remains the same in all potential scenarios.



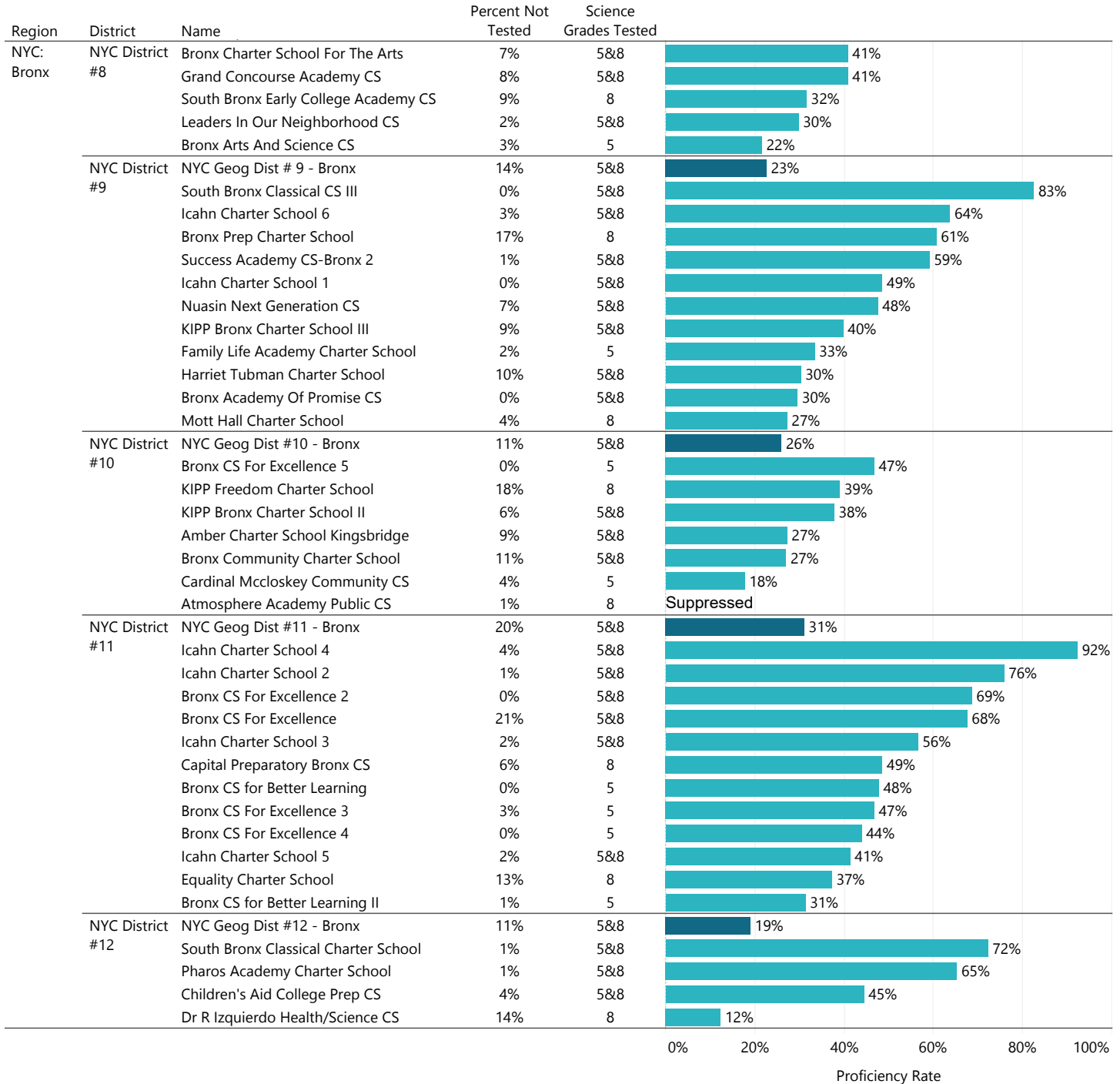
Type
■ Host Districts
■ Charter School
■ Statewide Aggregate

2024 Grades 3-8 Science Proficiency Rate

NYS Charter Schools and Charter Host Districts

Aggregate proficiency rates are calculated as a weighted average of all 5 and 8 grade levels tested in each school and district. For 8th grade, data includes both traditional and Regents science exams. Proficiency is defined as levels 3-4 for 5 and 8 exams and levels 3-5 for Regents exams.

Schools and districts with suppressed data in any grade will be indicated as 'Suppressed' and will not have an aggregate score. Instances where a district's proficiency rate on a suppressed exam would not change the aggregated outcome are included here based on the data available, as the overall rate remains the same in all potential scenarios.



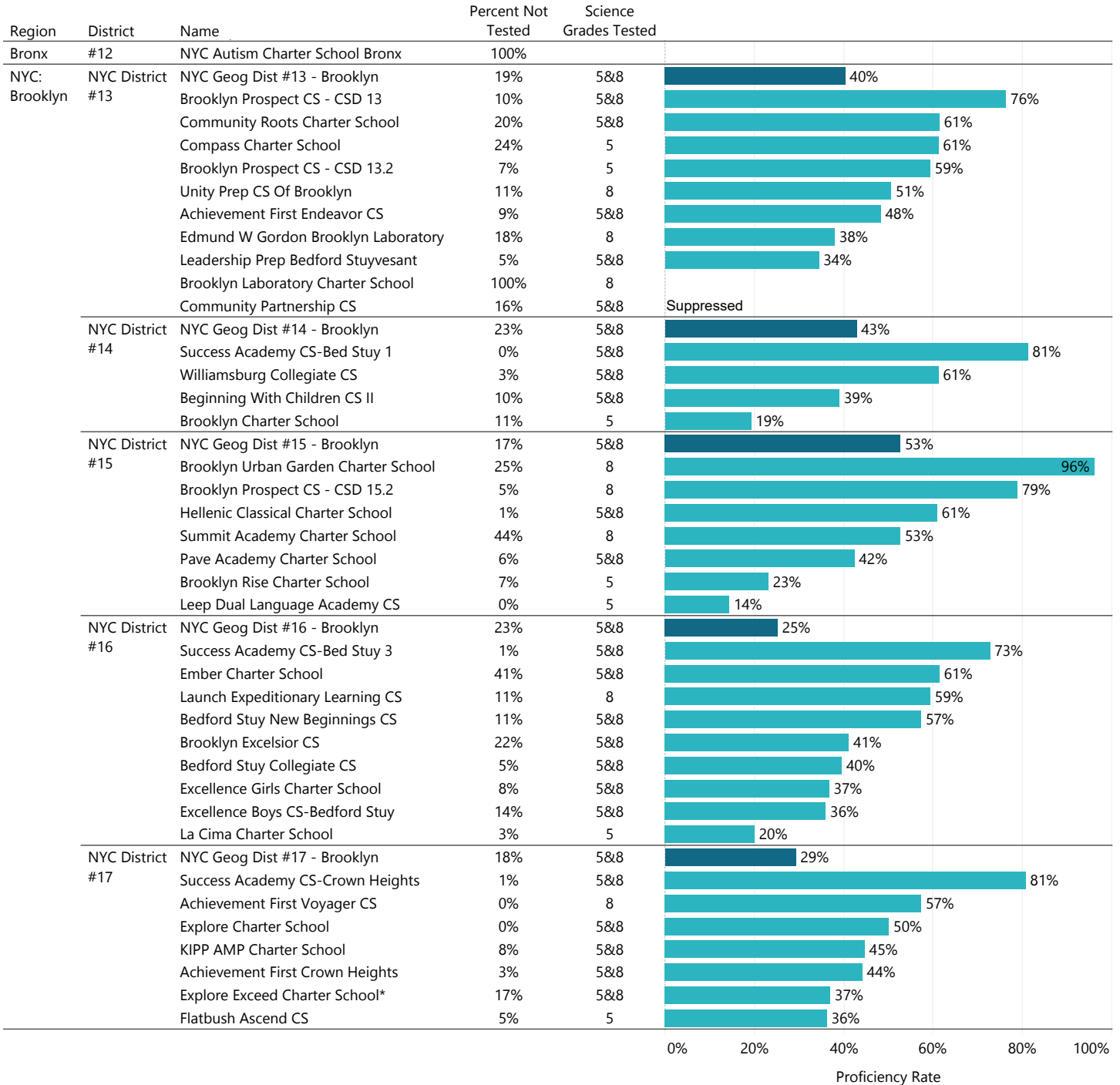
Type
■ Host Districts
■ Charter School
■ Statewide Aggregate

2024 Grades 3-8 Science Proficiency Rate

NYS Charter Schools and Charter Host Districts

Aggregate proficiency rates are calculated as a weighted average of all 5 and 8 grade levels tested in each school and district. For 8th grade, data includes both traditional and Regents science exams. Proficiency is defined as levels 3-4 for 5 and 8 exams and levels 3-5 for Regents exams.

Schools and districts with suppressed data in any grade will be indicated as 'Suppressed' and will not have an aggregate score. Instances where a district's proficiency rate on a suppressed exam would not change the aggregated outcome are included here based on the data available, as the overall rate remains the same in all potential scenarios.



Type
■ Host Districts
■ Charter School
■ Statewide Aggregate

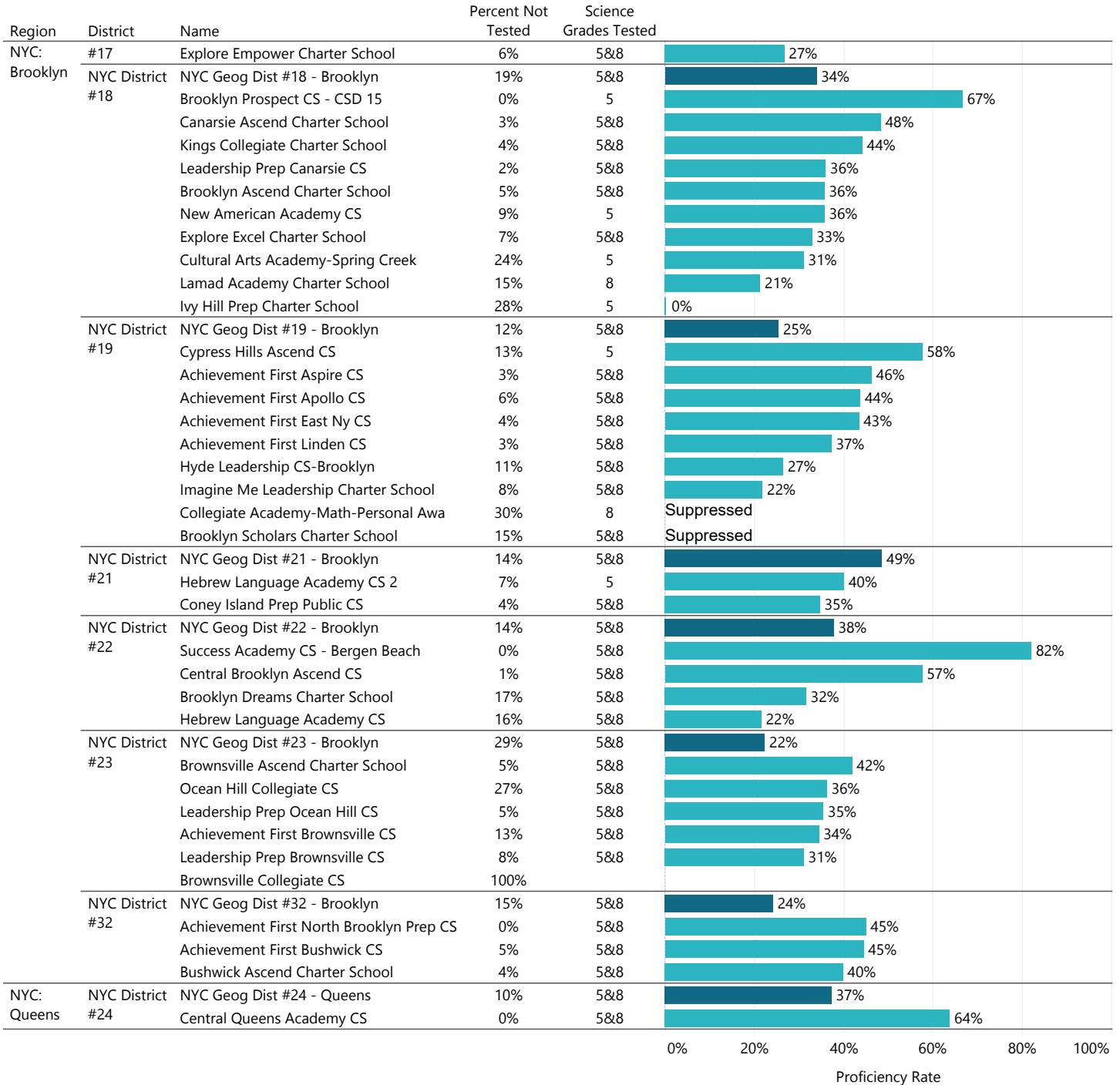
*School closed in 2024

2024 Grades 3-8 Science Proficiency Rate

NYS Charter Schools and Charter Host Districts

Aggregate proficiency rates are calculated as a weighted average of all 5 and 8 grade levels tested in each school and district. For 8th grade, data includes both traditional and Regents science exams. Proficiency is defined as levels 3-4 for 5 and 8 exams and levels 3-5 for Regents exams.

Schools and districts with suppressed data in any grade will be indicated as 'Suppressed' and will not have an aggregate score. Instances where a district's proficiency rate on a suppressed exam would not change the aggregated outcome are included here based on the data available, as the overall rate remains the same in all potential scenarios.



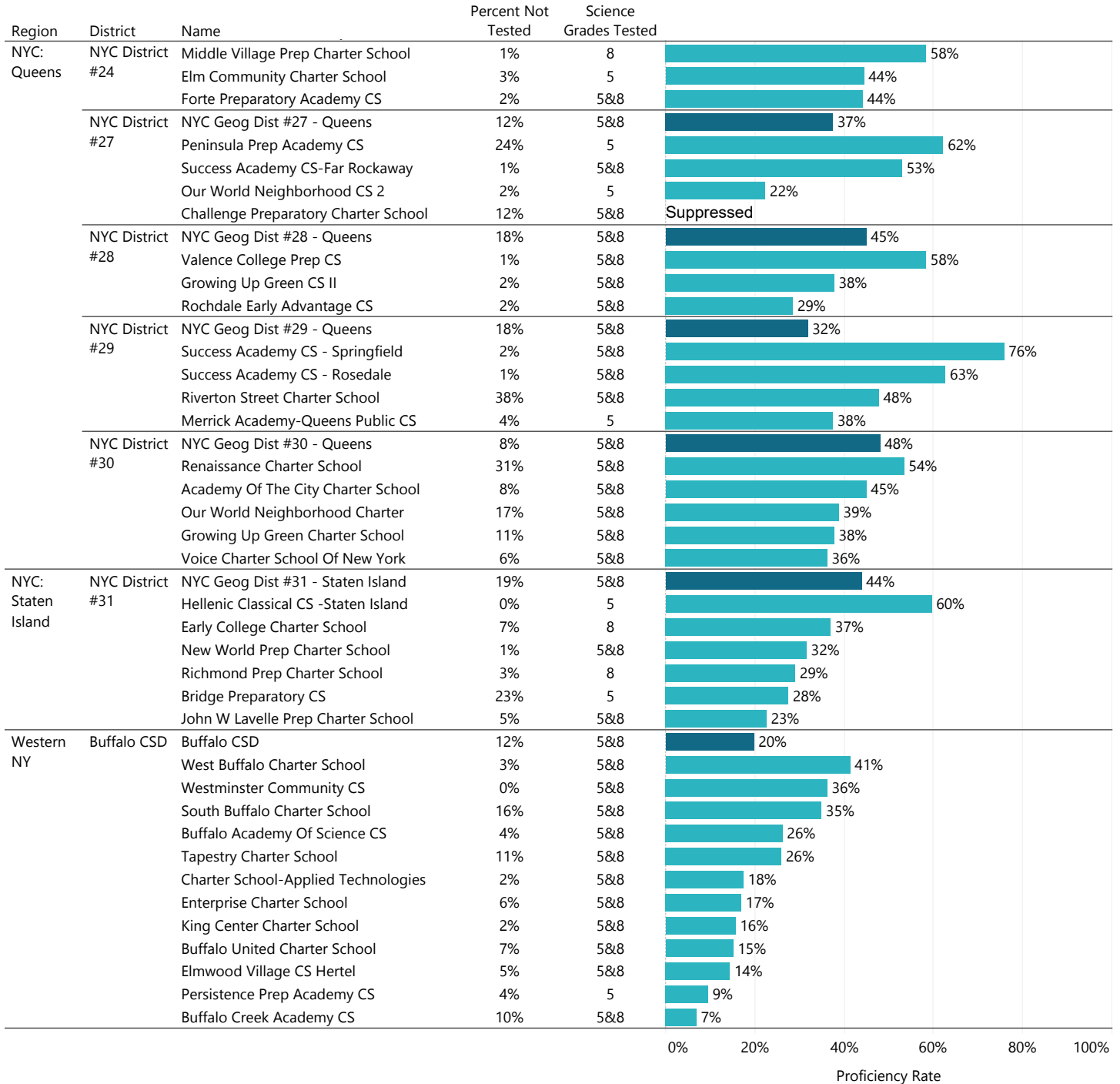
Type
■ Host Districts
■ Charter School
■ Statewide Aggregate

2024 Grades 3-8 Science Proficiency Rate

NYS Charter Schools and Charter Host Districts

Aggregate proficiency rates are calculated as a weighted average of all 5 and 8 grade levels tested in each school and district. For 8th grade, data includes both traditional and Regents science exams. Proficiency is defined as levels 3-4 for 5 and 8 exams and levels 3-5 for Regents exams.

Schools and districts with suppressed data in any grade will be indicated as 'Suppressed' and will not have an aggregate score. Instances where a district's proficiency rate on a suppressed exam would not change the aggregated outcome are included here based on the data available, as the overall rate remains the same in all potential scenarios.



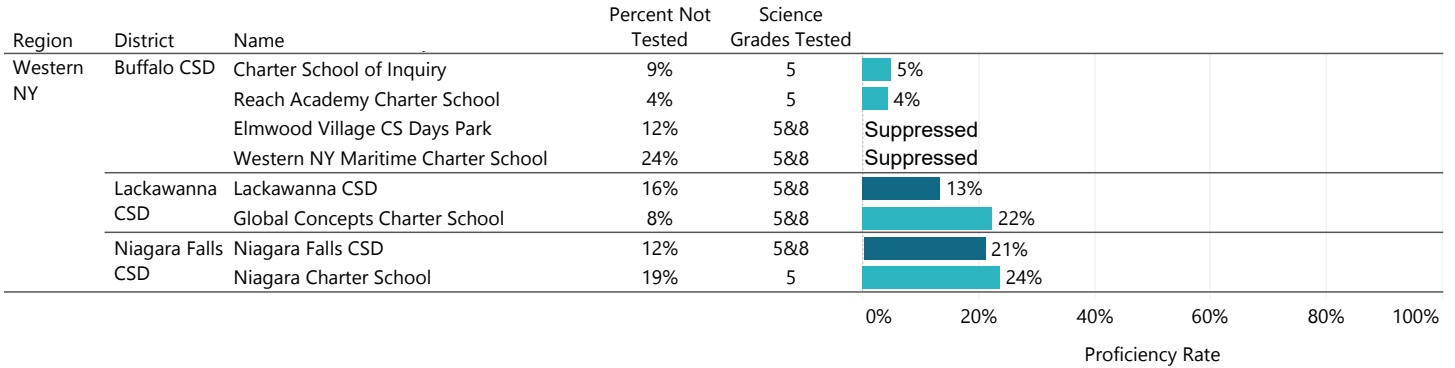
Type
■ Host Districts
■ Charter School
■ Statewide Aggregate

2024 Grades 3-8 Science Proficiency Rate

NYS Charter Schools and Charter Host Districts

Aggregate proficiency rates are calculated as a weighted average of all 5 and 8 grade levels tested in each school and district. For 8th grade, data includes both traditional and Regents science exams. Proficiency is defined as levels 3-4 for 5 and 8 exams and levels 3-5 for Regents exams.

Schools and districts with suppressed data in any grade will be indicated as 'Suppressed' and will not have an aggregate score. Instances where a district's proficiency rate on a suppressed exam would not change the aggregated outcome are included here based on the data available, as the overall rate remains the same in all potential scenarios.



- Type
- Host Districts
 - Charter School
 - Statewide Aggregate