



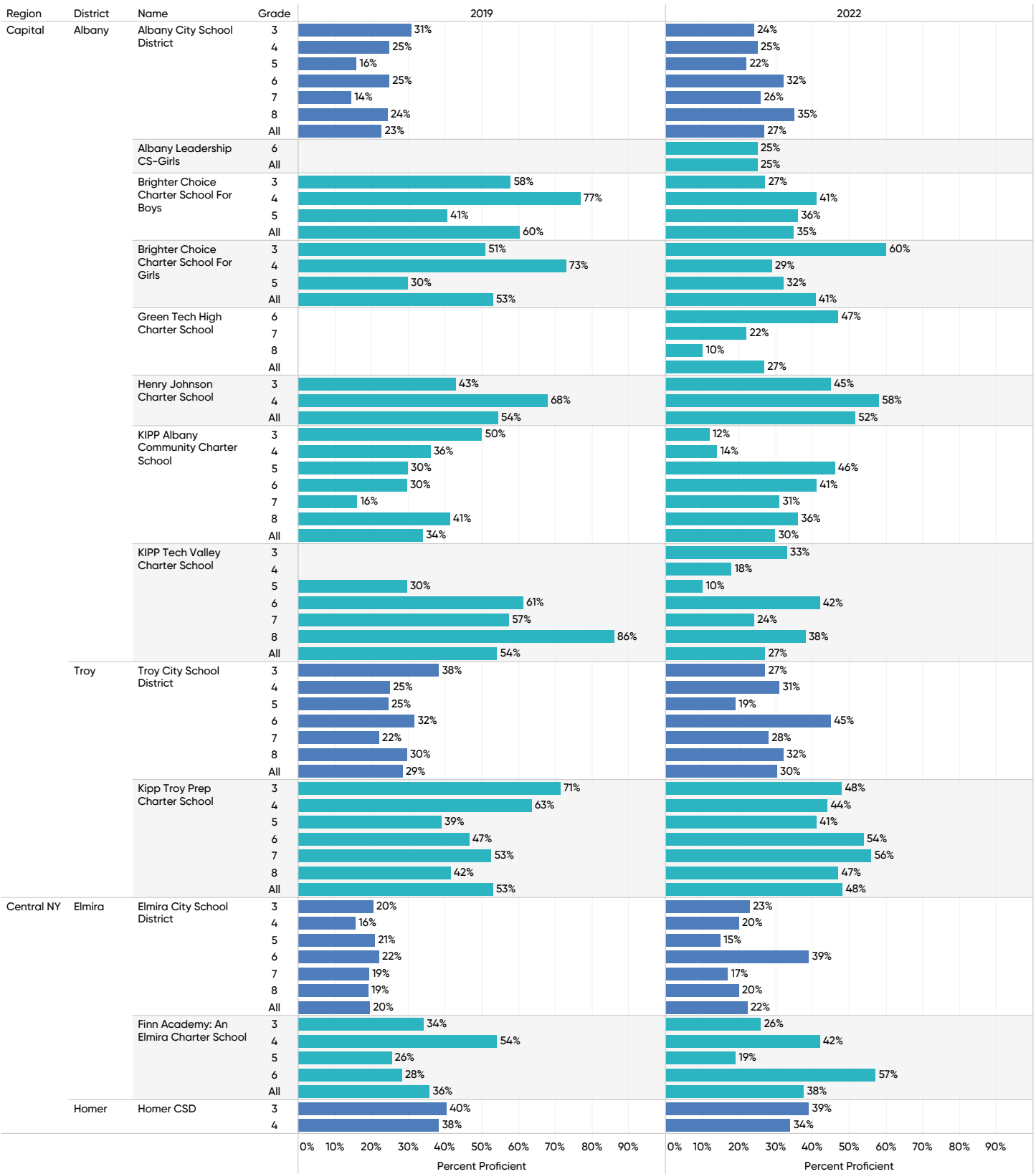
# ELA Assessment Proficiency Rates by Grade

## NYS Charter Schools and Charter Host Districts



Aggregate percent proficiency rates represent a weighted average of all 3-8 grades that tested in each school & grouping. ECC conducted a data analysis of 2021 results, but due to the limited testing we did not include the data here, schools can request the analysis directly.

\*Per the State Department of Education, due to the ongoing impacts of COVID-19, it \*may not be appropriate to compare 2022 NYS standardized assessment results with results from prior years\*.



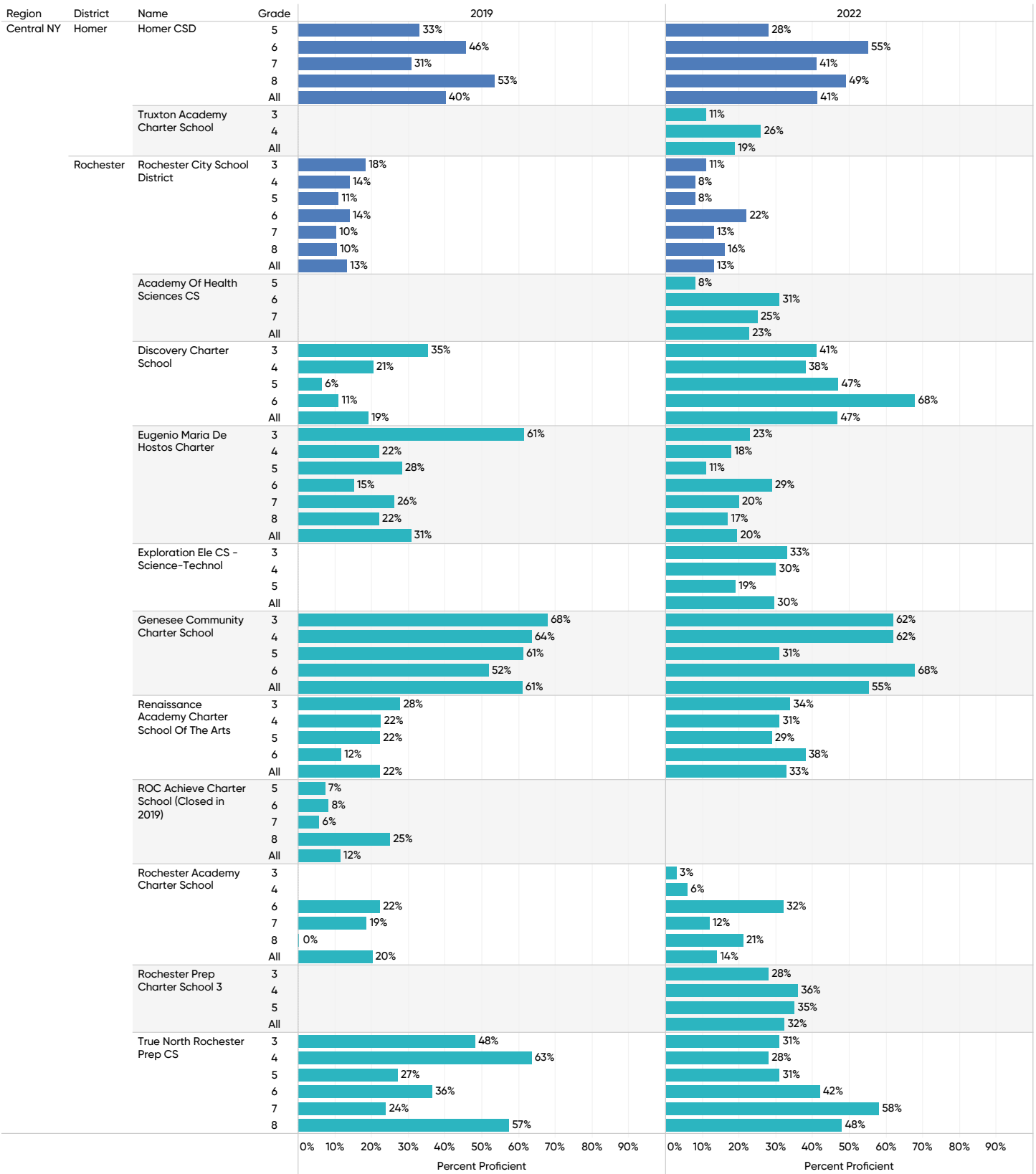
Type  
■ Host District  
■ Charter

# ELA Assessment Proficiency Rates by Grade

NYS Charter Schools and Charter Host Districts

Aggregate percent proficiency rates represent a weighted average of all 3-8 grades that tested in each school & grouping. ECC conducted a data analysis of 2021 results, but due to the limited testing we did not include the data here, schools can request the analysis directly.

\*Per the State Department of Education, due to the ongoing impacts of COVID-19, it "may not be appropriate to compare 2022 NYS standardized assessment results with results from prior years".



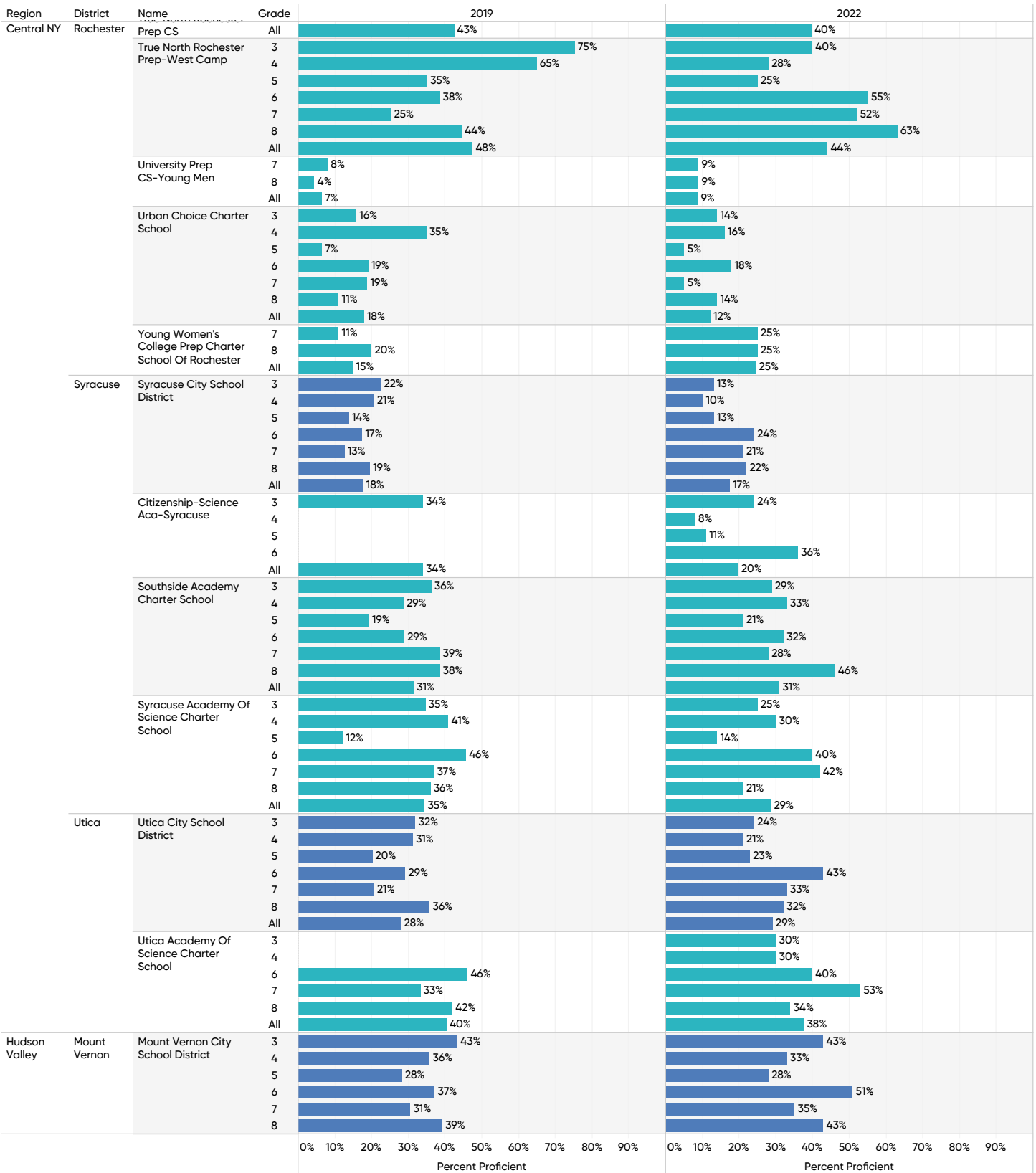
Type  
■ Host District  
■ Charter

# ELA Assessment Proficiency Rates by Grade

NYS Charter Schools and Charter Host Districts

Aggregate percent proficiency rates represent a weighted average of all 3-8 grades that tested in each school & grouping. ECC conducted a data analysis of 2021 results, but due to the limited testing we did not include the data here, schools can request the analysis directly.

\*Per the State Department of Education, due to the ongoing impacts of COVID-19, it "may not be appropriate to compare 2022 NYS standardized assessment results with results from prior years".



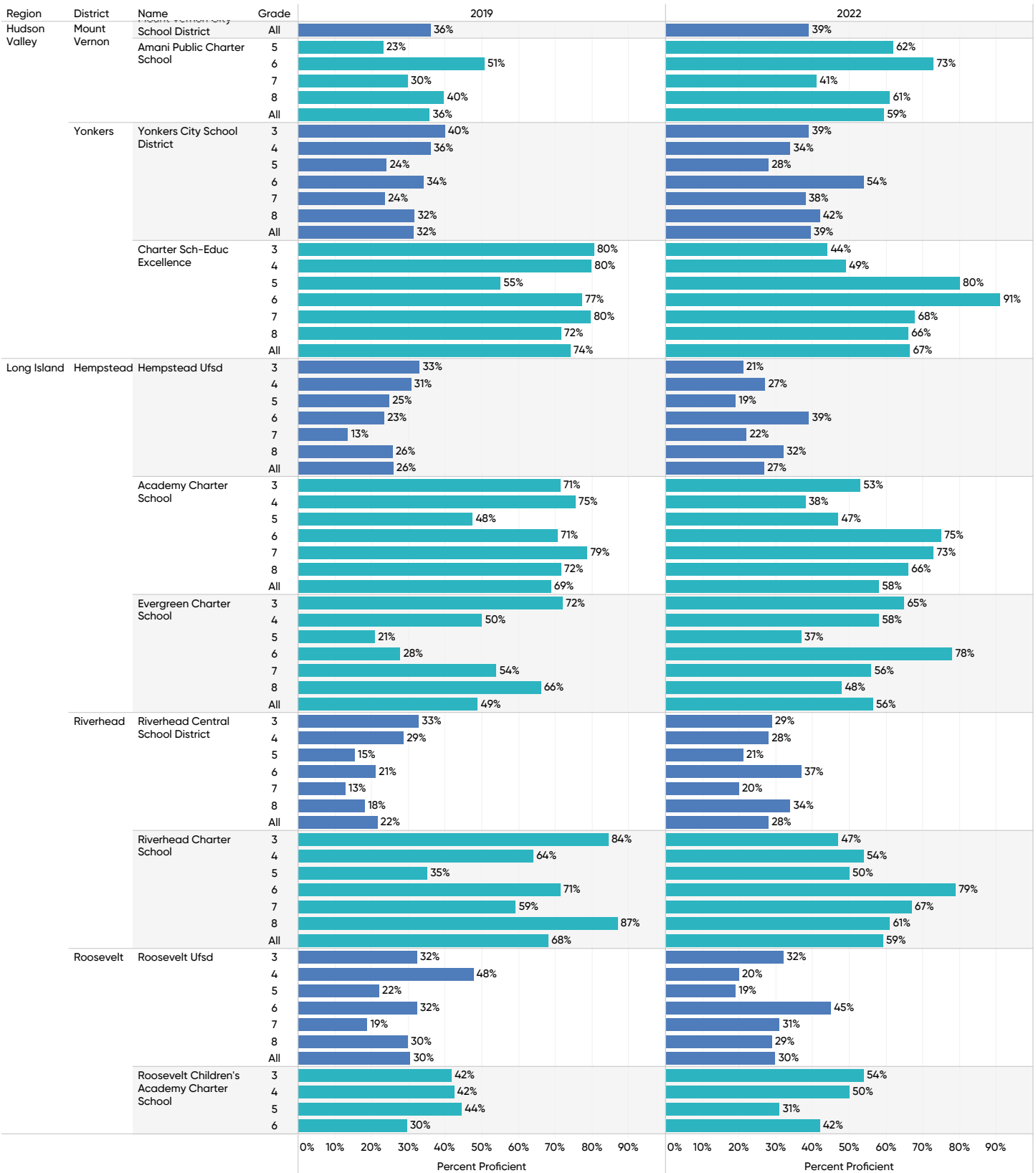
Type  
■ Host District  
■ Charter

# ELA Assessment Proficiency Rates by Grade

NYS Charter Schools and Charter Host Districts

Aggregate percent proficiency rates represent a weighted average of all 3-8 grades that tested in each school & grouping. ECC conducted a data analysis of 2021 results, but due to the limited testing we did not include the data here, schools can request the analysis directly.

\*Per the State Department of Education, due to the ongoing impacts of COVID-19, it "may not be appropriate to compare 2022 NYS standardized assessment results with results from prior years".



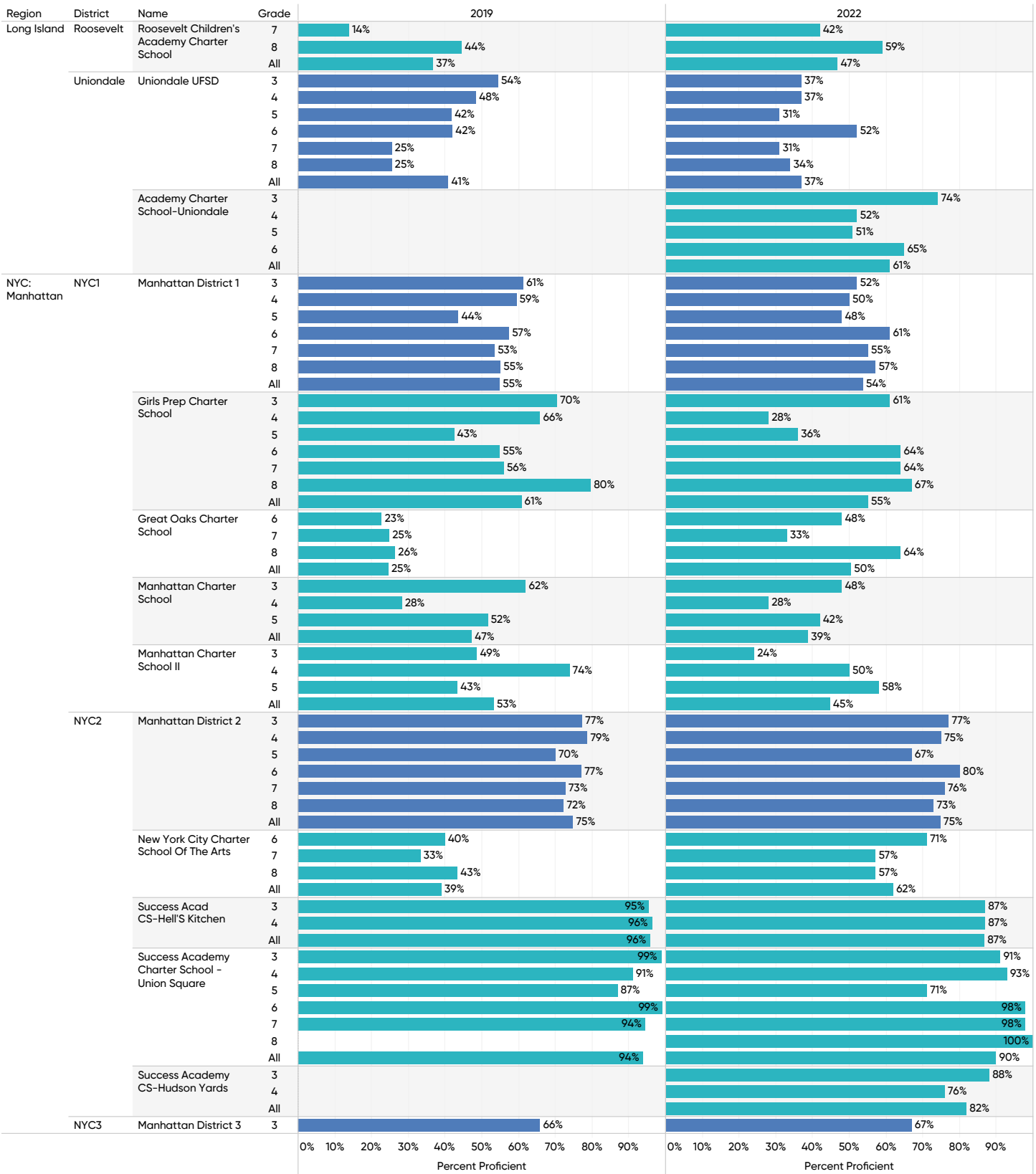
Type  
■ Host District  
■ Charter

# ELA Assessment Proficiency Rates by Grade

NYS Charter Schools and Charter Host Districts

Aggregate percent proficiency rates represent a weighted average of all 3-8 grades that tested in each school & grouping. ECC conducted a data analysis of 2021 results, but due to the limited testing we did not include the data here, schools can request the analysis directly.

\*Per the State Department of Education, due to the ongoing impacts of COVID-19, it "may not be appropriate to compare 2022 NYS standardized assessment results with results from prior years".



Type  
■ Host District  
■ Charter

# ELA Assessment Proficiency Rates by Grade

NYS Charter Schools and Charter Host Districts

Aggregate percent proficiency rates represent a weighted average of all 3-8 grades that tested in each school & grouping. ECC conducted a data analysis of 2021 results, but due to the limited testing we did not include the data here, schools can request the analysis directly.

\*Per the State Department of Education, due to the ongoing impacts of COVID-19, it "may not be appropriate to compare 2022 NYS standardized assessment results with results from prior years".



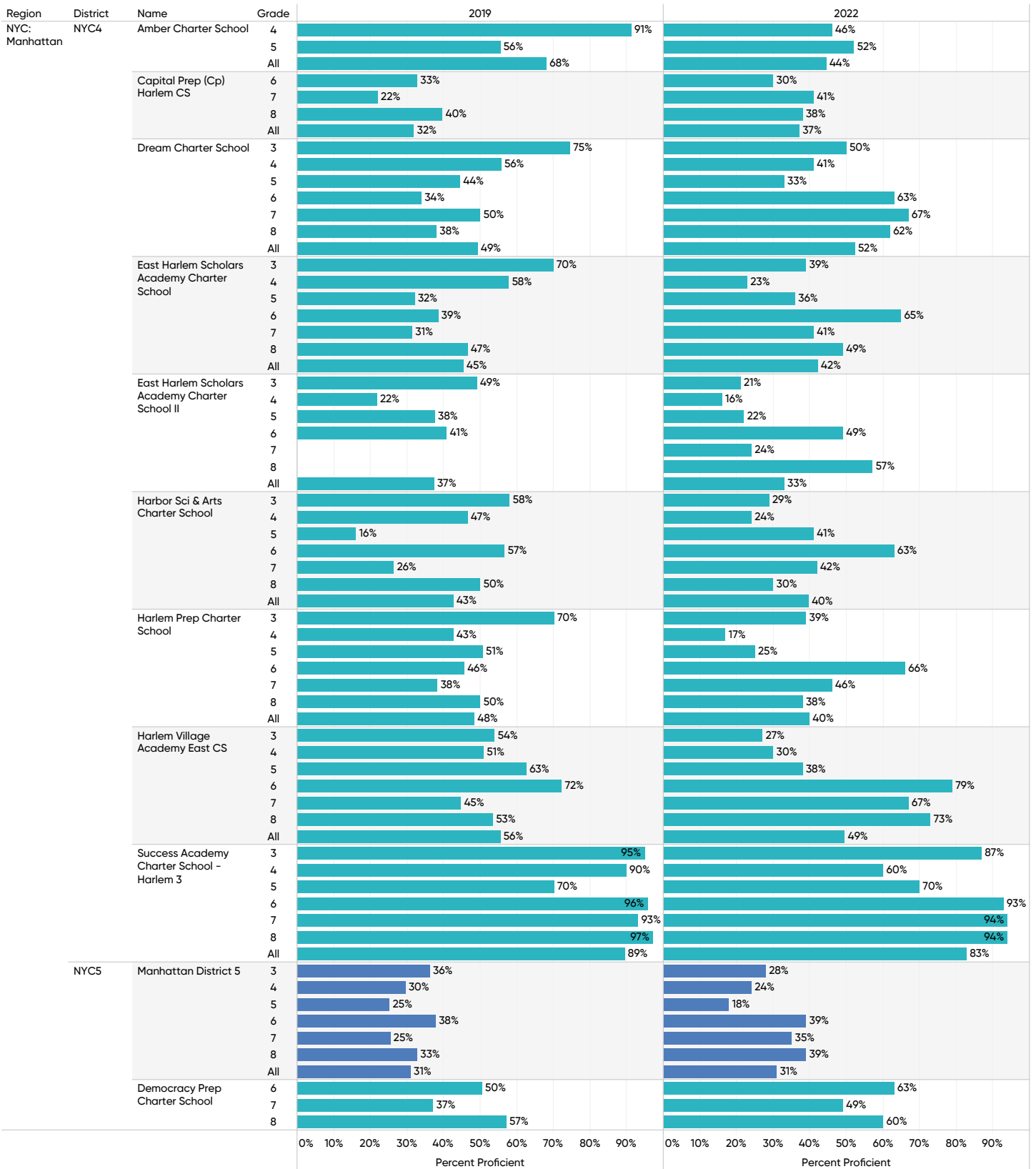
Type  
■ Host District  
■ Charter

# ELA Assessment Proficiency Rates by Grade

NYS Charter Schools and Charter Host Districts

Aggregate percent proficiency rates represent a weighted average of all 3-8 grades that tested in each school & grouping. ECC conducted a data analysis of 2021 results, but due to the limited testing we did not include the data here, schools can request the analysis directly.

\*Per the State Department of Education, due to the ongoing impacts of COVID-19, it may not be appropriate to compare 2022 NYS standardized assessment results with results from prior years\*.



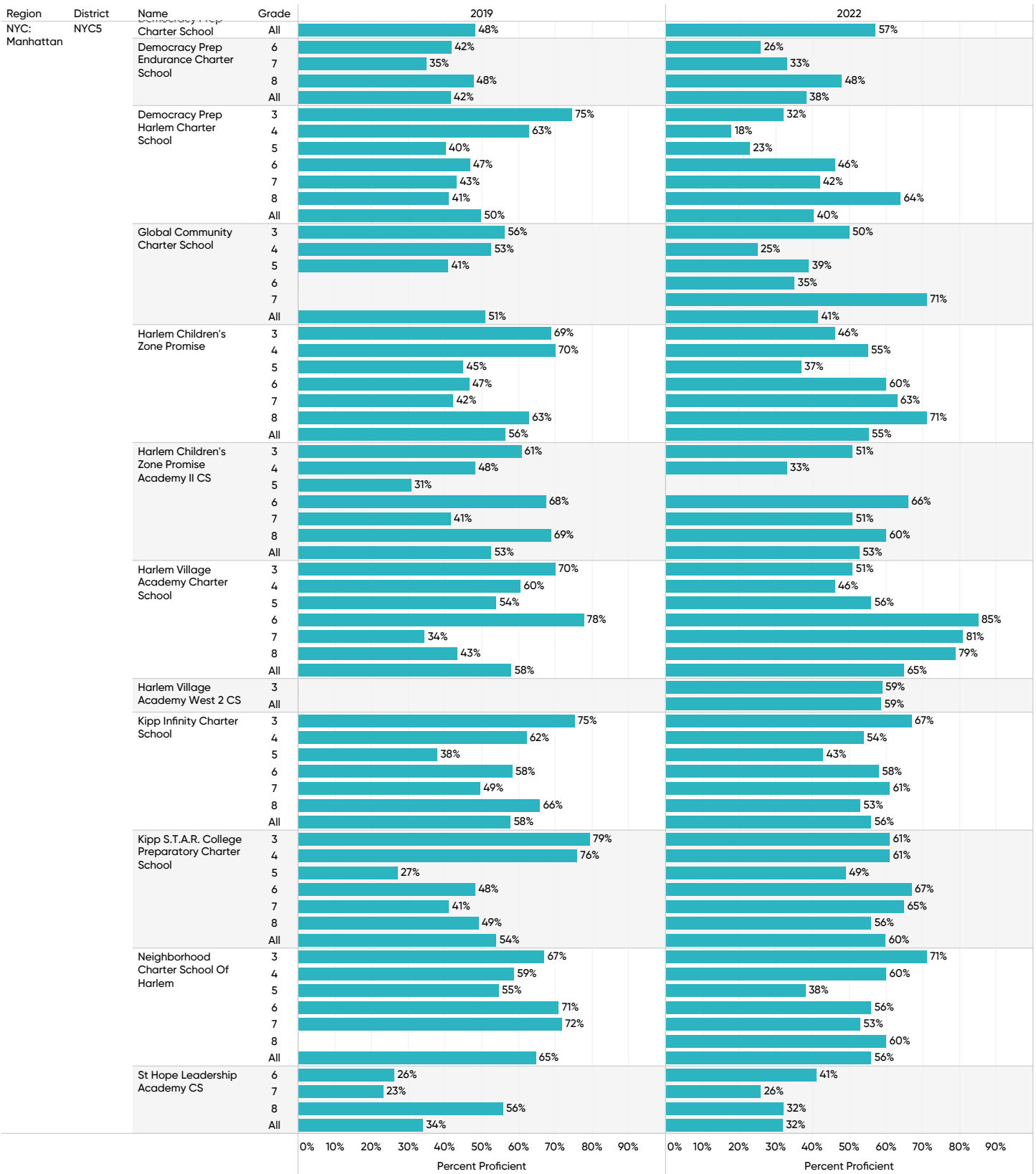
Type  
■ Host District  
■ Charter

# ELA Assessment Proficiency Rates by Grade

NYS Charter Schools and Charter Host Districts

Aggregate percent proficiency rates represent a weighted average of all 3-8 grades that tested in each school & grouping. ECC conducted a data analysis of 2021 results, but due to the limited testing we did not include the data here, schools can request the analysis directly.

\*Per the State Department of Education, due to the ongoing impacts of COVID-19, it "may not be appropriate to compare 2022 NYS standardized assessment results with results from prior years".



Type  
■ Host District  
■ Charter

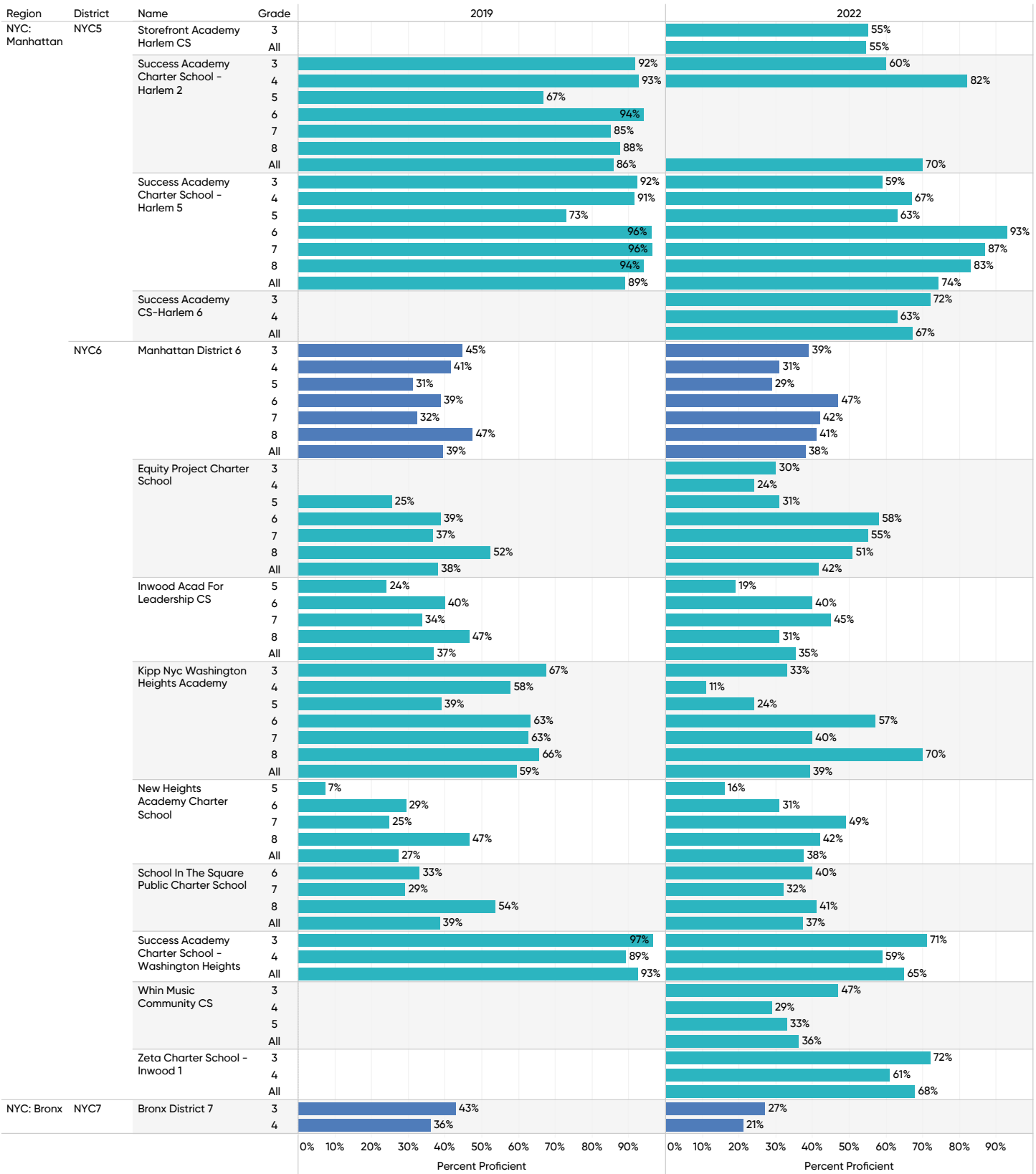


# ELA Assessment Proficiency Rates by Grade

NYS Charter Schools and Charter Host Districts

Aggregate percent proficiency rates represent a weighted average of all 3-8 grades that tested in each school & grouping. ECC conducted a data analysis of 2021 results, but due to the limited testing we did not include the data here, schools can request the analysis directly.

\*Per the State Department of Education, due to the ongoing impacts of COVID-19, it "may not be appropriate to compare 2022 NYS standardized assessment results with results from prior years".



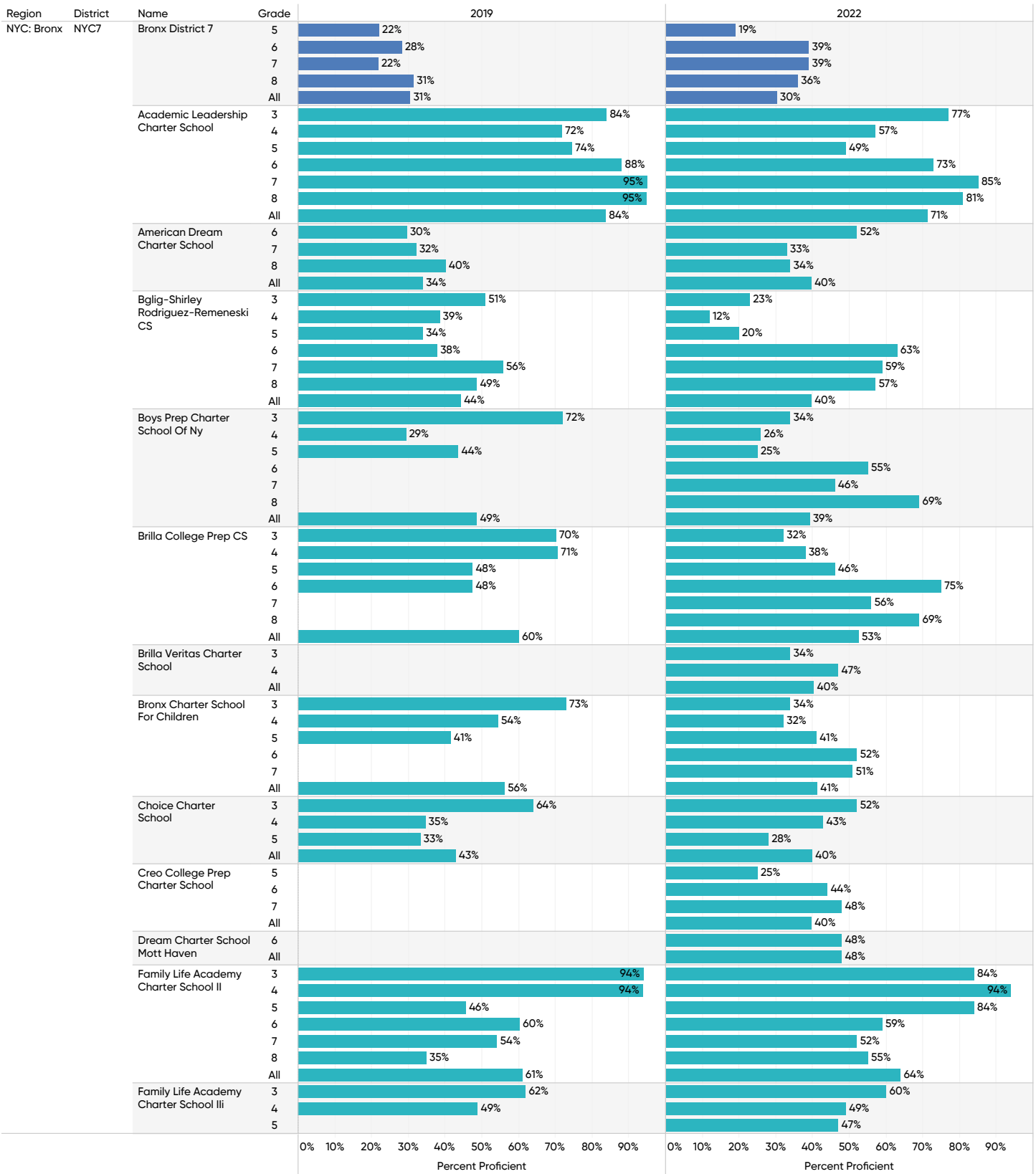
Type  
■ Host District  
■ Charter

# ELA Assessment Proficiency Rates by Grade

## NYS Charter Schools and Charter Host Districts

Aggregate percent proficiency rates represent a weighted average of all 3-8 grades that tested in each school & grouping. ECC conducted a data analysis of 2021 results, but due to the limited testing we did not include the data here, schools can request the analysis directly.

\*Per the State Department of Education, due to the ongoing impacts of COVID-19, it "may not be appropriate to compare 2022 NYS standardized assessment results with results from prior years".



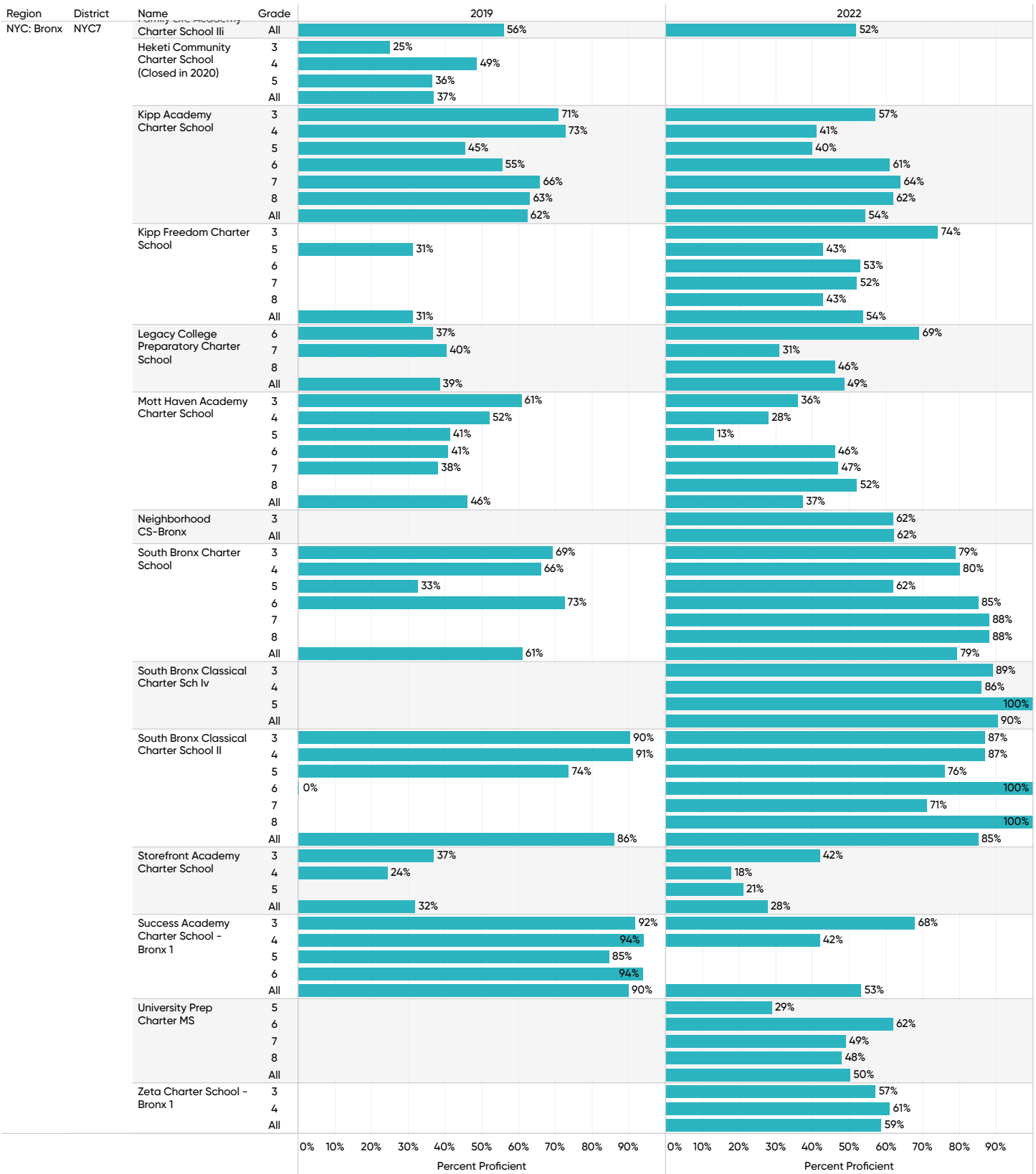
Type  
■ Host District  
■ Charter

# ELA Assessment Proficiency Rates by Grade

NYS Charter Schools and Charter Host Districts

Aggregate percent proficiency rates represent a weighted average of all 3-8 grades that tested in each school & grouping. ECC conducted a data analysis of 2021 results, but due to the limited testing we did not include the data here, schools can request the analysis directly.

\*Per the State Department of Education, due to the ongoing impacts of COVID-19, it "may not be appropriate to compare 2022 NYS standardized assessment results with results from prior years".



Type  
■ Host District  
■ Charter

# ELA Assessment Proficiency Rates by Grade

NYS Charter Schools and Charter Host Districts

Aggregate percent proficiency rates represent a weighted average of all 3-8 grades that tested in each school & grouping. ECC conducted a data analysis of 2021 results, but due to the limited testing we did not include the data here, schools can request the analysis directly.

\*Per the State Department of Education, due to the ongoing impacts of COVID-19, it "may not be appropriate to compare 2022 NYS standardized assessment results with results from prior years".



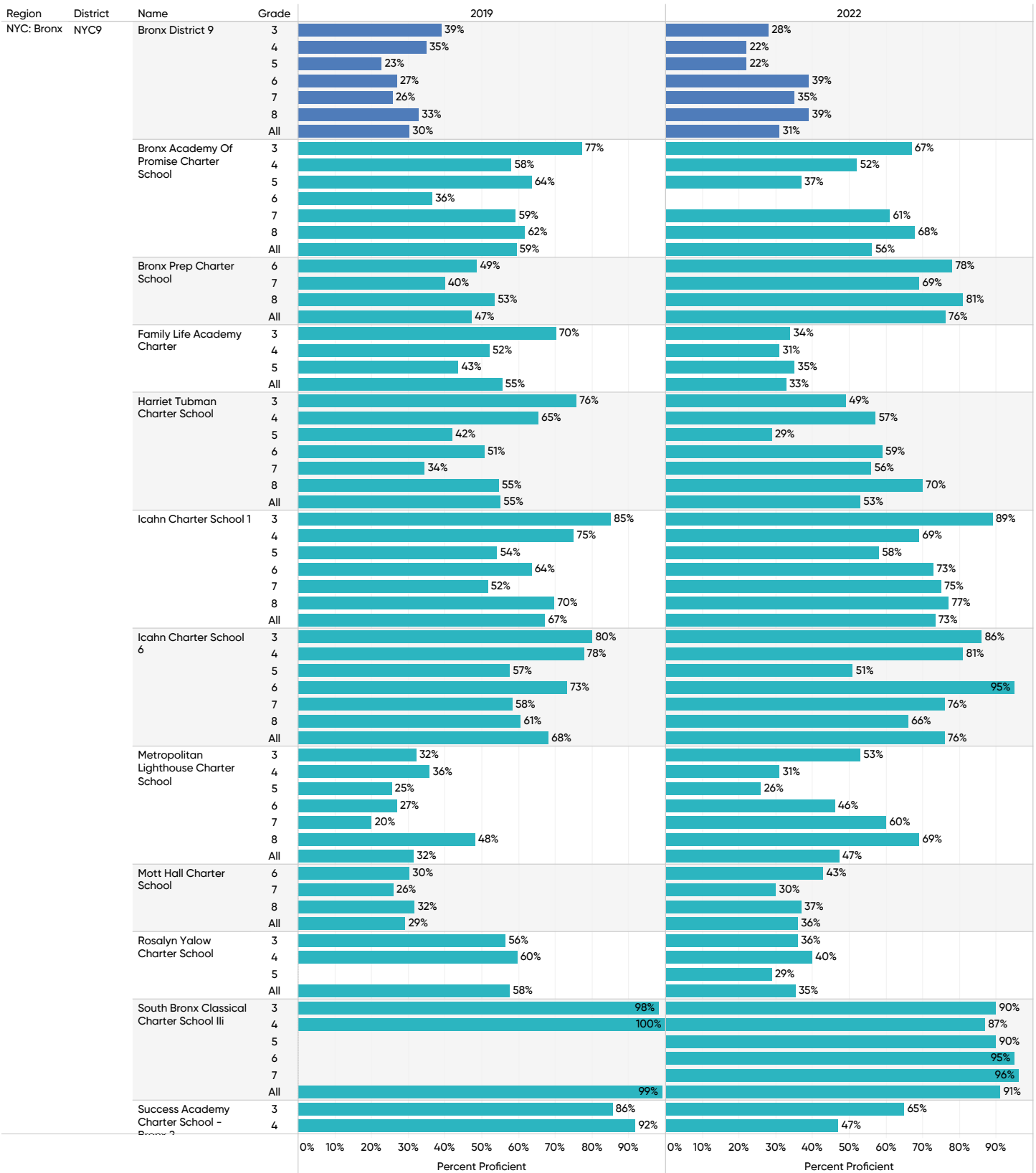
Type  
■ Host District  
■ Charter

# ELA Assessment Proficiency Rates by Grade

## NYS Charter Schools and Charter Host Districts

Aggregate percent proficiency rates represent a weighted average of all 3-8 grades that tested in each school & grouping. ECC conducted a data analysis of 2021 results, but due to the limited testing we did not include the data here, schools can request the analysis directly.

\*Per the State Department of Education, due to the ongoing impacts of COVID-19, it "may not be appropriate to compare 2022 NYS standardized assessment results with results from prior years".



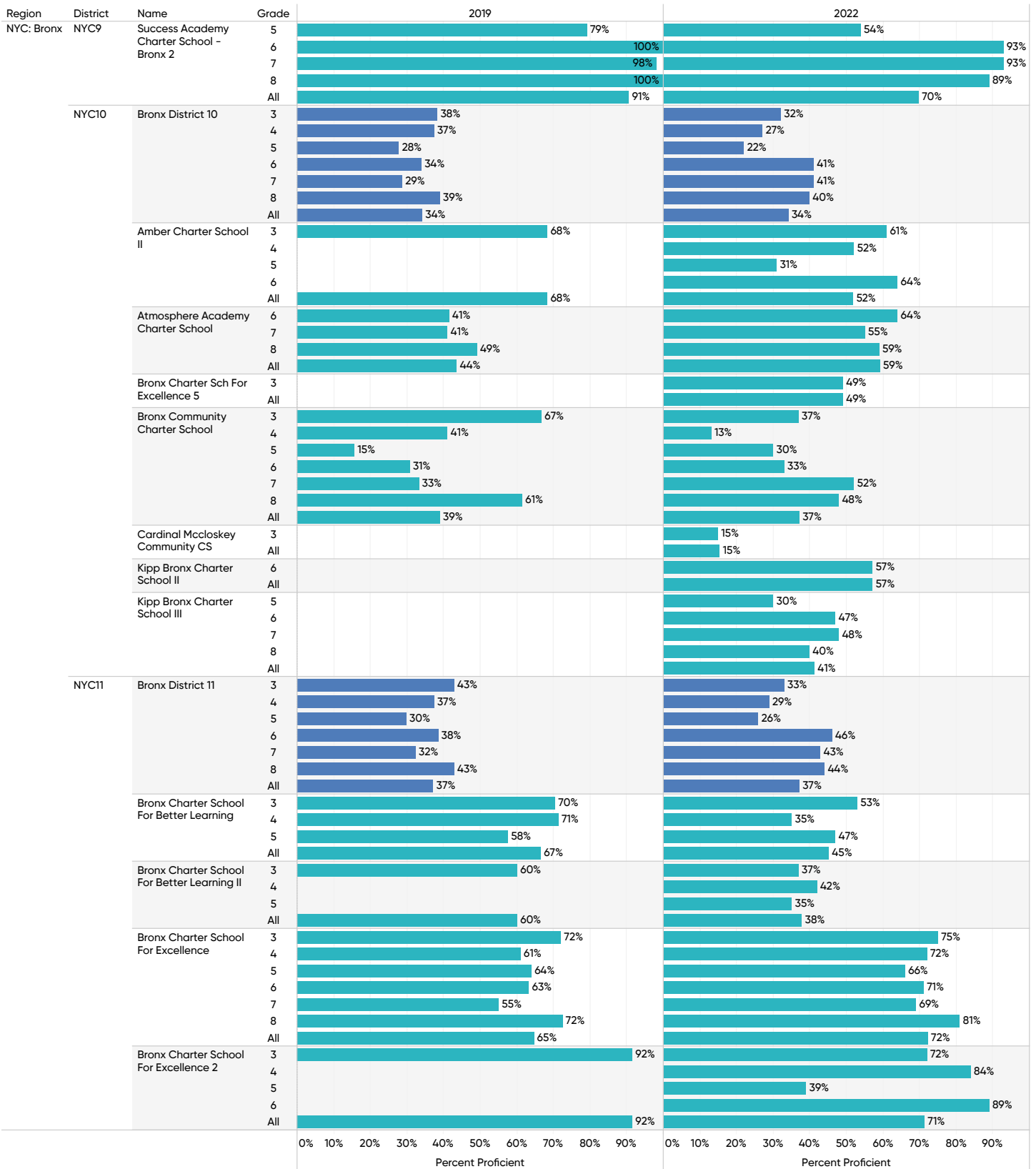
Type  
■ Host District  
■ Charter

# ELA Assessment Proficiency Rates by Grade

NYS Charter Schools and Charter Host Districts

Aggregate percent proficiency rates represent a weighted average of all 3-8 grades that tested in each school & grouping. ECC conducted a data analysis of 2021 results, but due to the limited testing we did not include the data here, schools can request the analysis directly.

\*Per the State Department of Education, due to the ongoing impacts of COVID-19, it "may not be appropriate to compare 2022 NYS standardized assessment results with results from prior years".



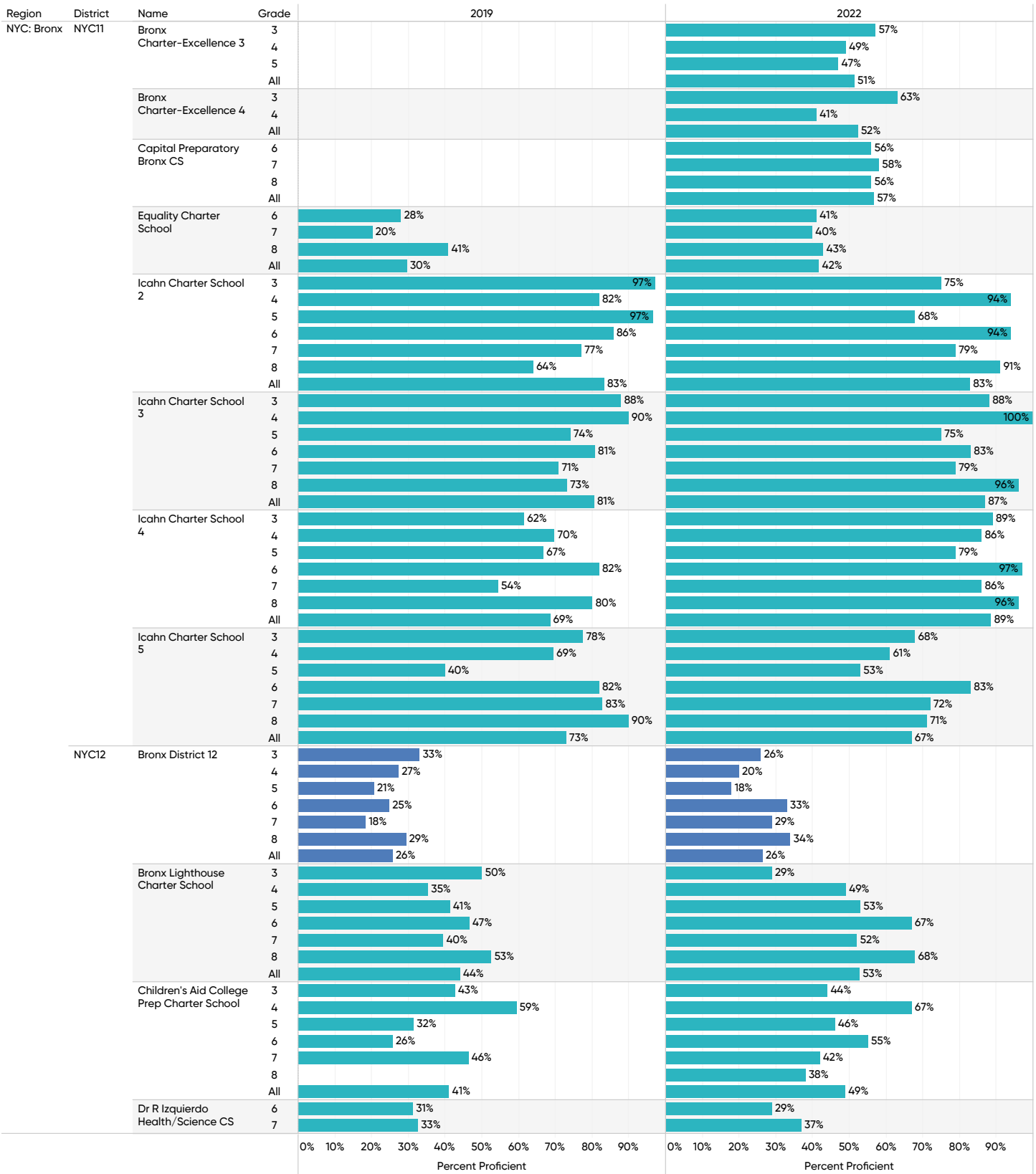
Type  
■ Host District  
■ Charter

# ELA Assessment Proficiency Rates by Grade

## NYS Charter Schools and Charter Host Districts

Aggregate percent proficiency rates represent a weighted average of all 3-8 grades that tested in each school & grouping. ECC conducted a data analysis of 2021 results, but due to the limited testing we did not include the data here, schools can request the analysis directly.

\*Per the State Department of Education, due to the ongoing impacts of COVID-19, it may not be appropriate to compare 2022 NYS standardized assessment results with results from prior years\*.



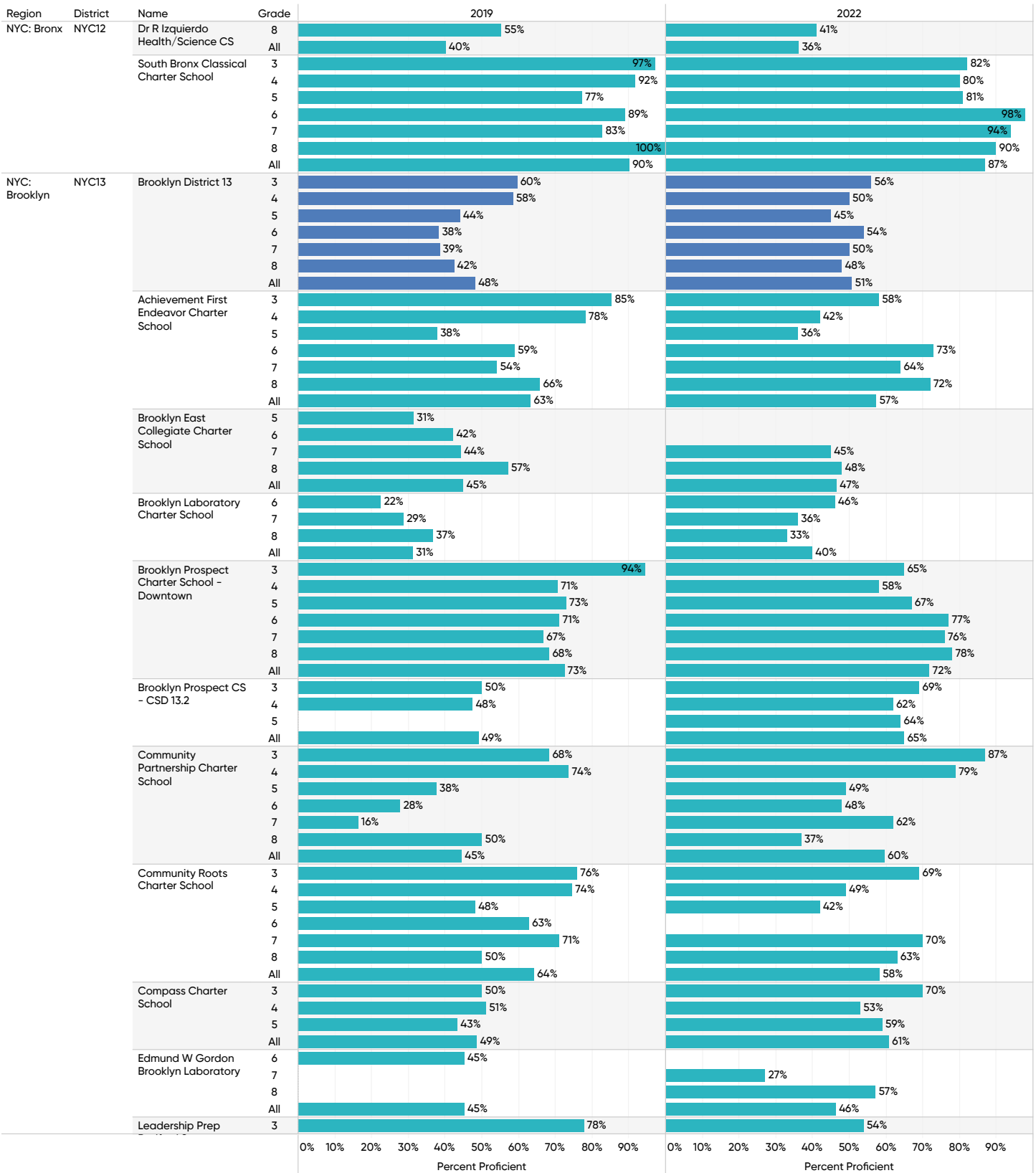
Type  
■ Host District  
■ Charter

# ELA Assessment Proficiency Rates by Grade

NYS Charter Schools and Charter Host Districts

Aggregate percent proficiency rates represent a weighted average of all 3-8 grades that tested in each school & grouping. ECC conducted a data analysis of 2021 results, but due to the limited testing we did not include the data here, schools can request the analysis directly.

\*Per the State Department of Education, due to the ongoing impacts of COVID-19, it "may not be appropriate to compare 2022 NYS standardized assessment results with results from prior years".



Type  
■ Host District  
■ Charter

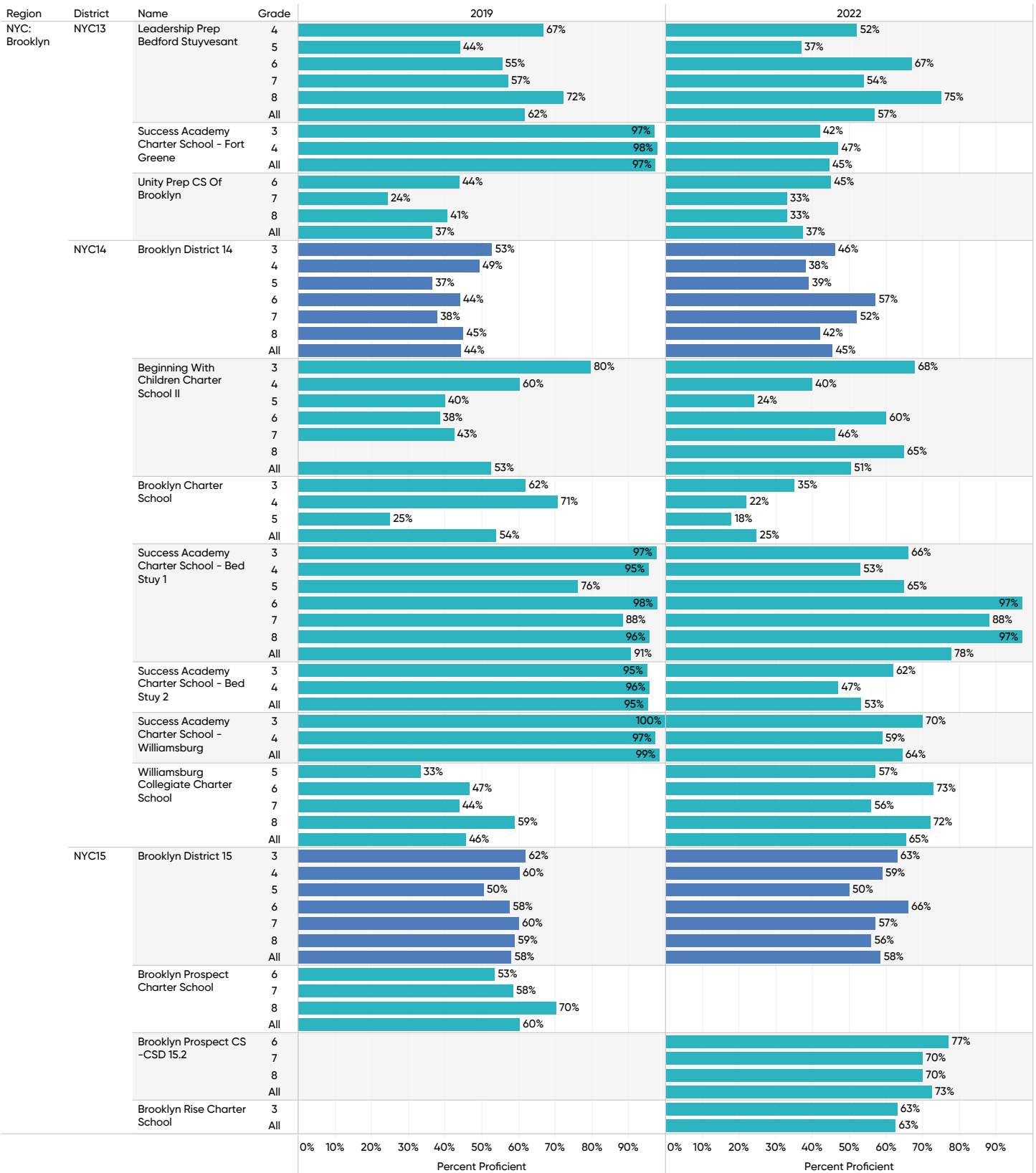


# ELA Assessment Proficiency Rates by Grade

NYS Charter Schools and Charter Host Districts

Aggregate percent proficiency rates represent a weighted average of all 3-8 grades that tested in each school & grouping. ECC conducted a data analysis of 2021 results, but due to the limited testing we did not include the data here, schools can request the analysis directly.

\*Per the State Department of Education, due to the ongoing impacts of COVID-19, it "may not be appropriate to compare 2022 NYS standardized assessment results with results from prior years".



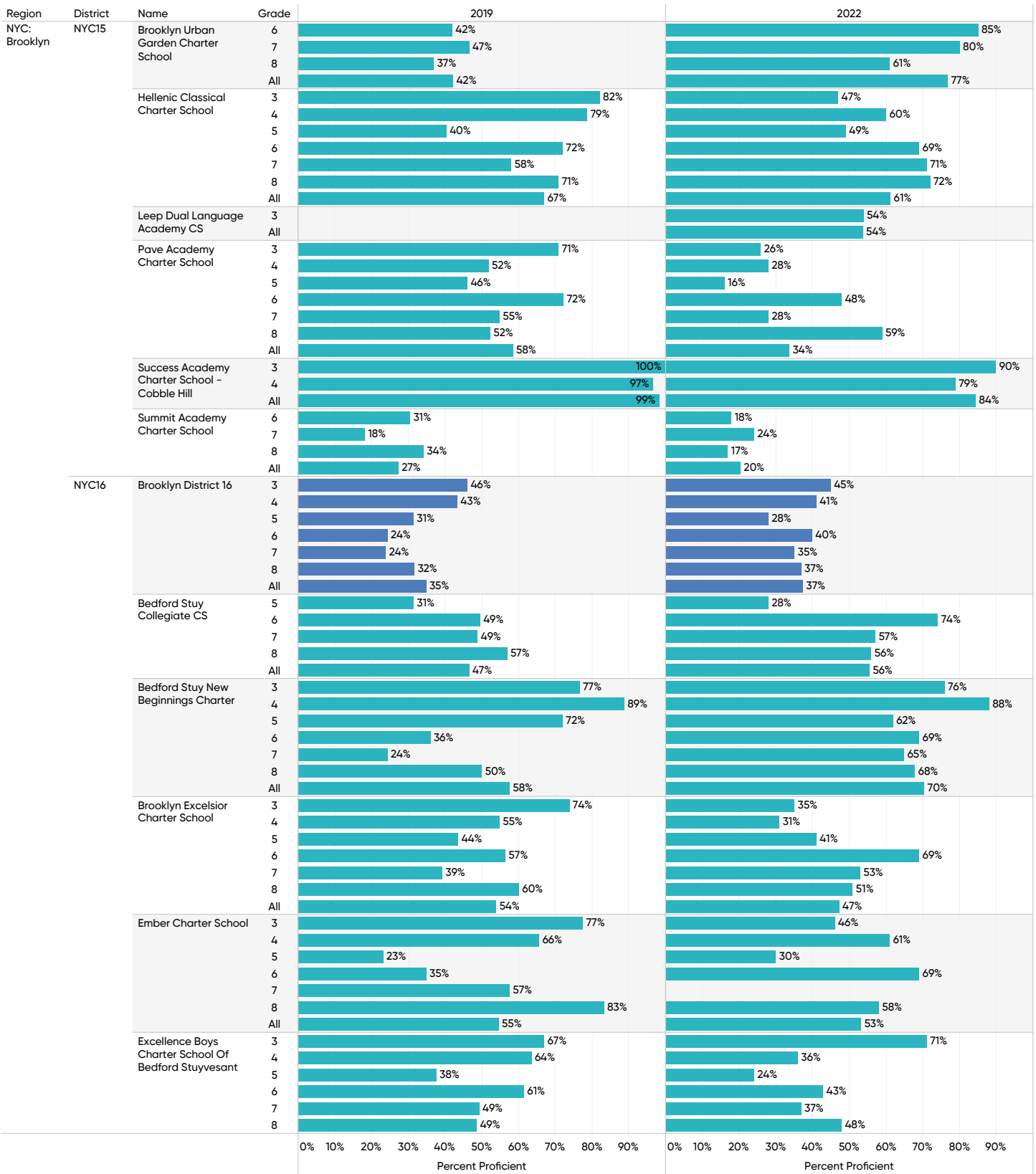
Type  
■ Host District  
■ Charter

# ELA Assessment Proficiency Rates by Grade

NYS Charter Schools and Charter Host Districts

Aggregate percent proficiency rates represent a weighted average of all 3-8 grades that tested in each school & grouping. ECC conducted a data analysis of 2021 results, but due to the limited testing we did not include the data here, schools can request the analysis directly.

\*Per the State Department of Education, due to the ongoing impacts of COVID-19, it "may not be appropriate to compare 2022 NYS standardized assessment results with results from prior years".



Type  
■ Host District  
■ Charter

# ELA Assessment Proficiency Rates by Grade

NYS Charter Schools and Charter Host Districts

Aggregate percent proficiency rates represent a weighted average of all 3-8 grades that tested in each school & grouping. ECC conducted a data analysis of 2021 results, but due to the limited testing we did not include the data here, schools can request the analysis directly.

\*Per the State Department of Education, due to the ongoing impacts of COVID-19, it \*may not be appropriate to compare 2022 NYS standardized assessment results with results from prior years\*.



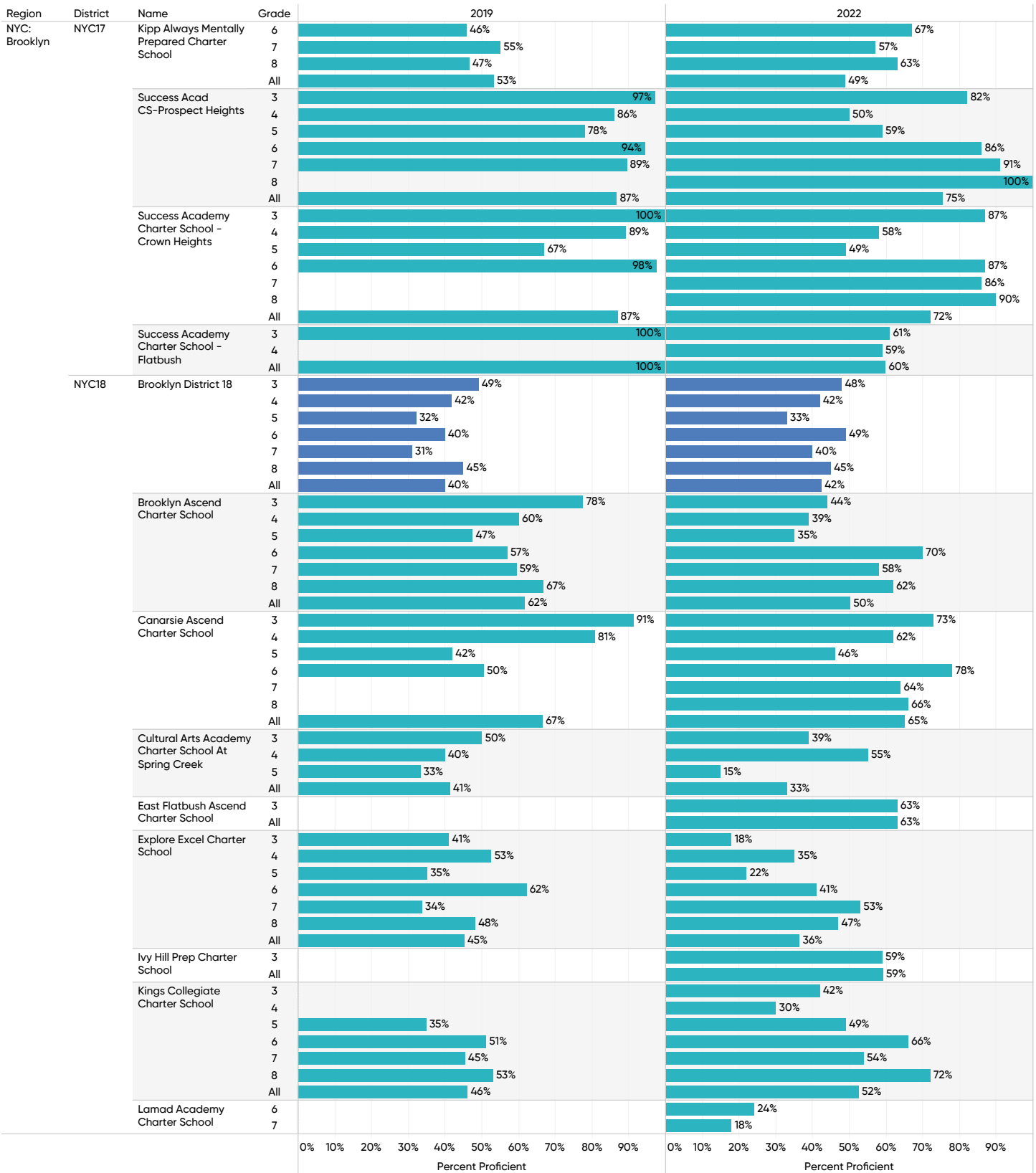
Type  
■ Host District  
■ Charter

# ELA Assessment Proficiency Rates by Grade

NYS Charter Schools and Charter Host Districts

Aggregate percent proficiency rates represent a weighted average of all 3-8 grades that tested in each school & grouping. ECC conducted a data analysis of 2021 results, but due to the limited testing we did not include the data here, schools can request the analysis directly.

\*Per the State Department of Education, due to the ongoing impacts of COVID-19, it "may not be appropriate to compare 2022 NYS standardized assessment results with results from prior years".



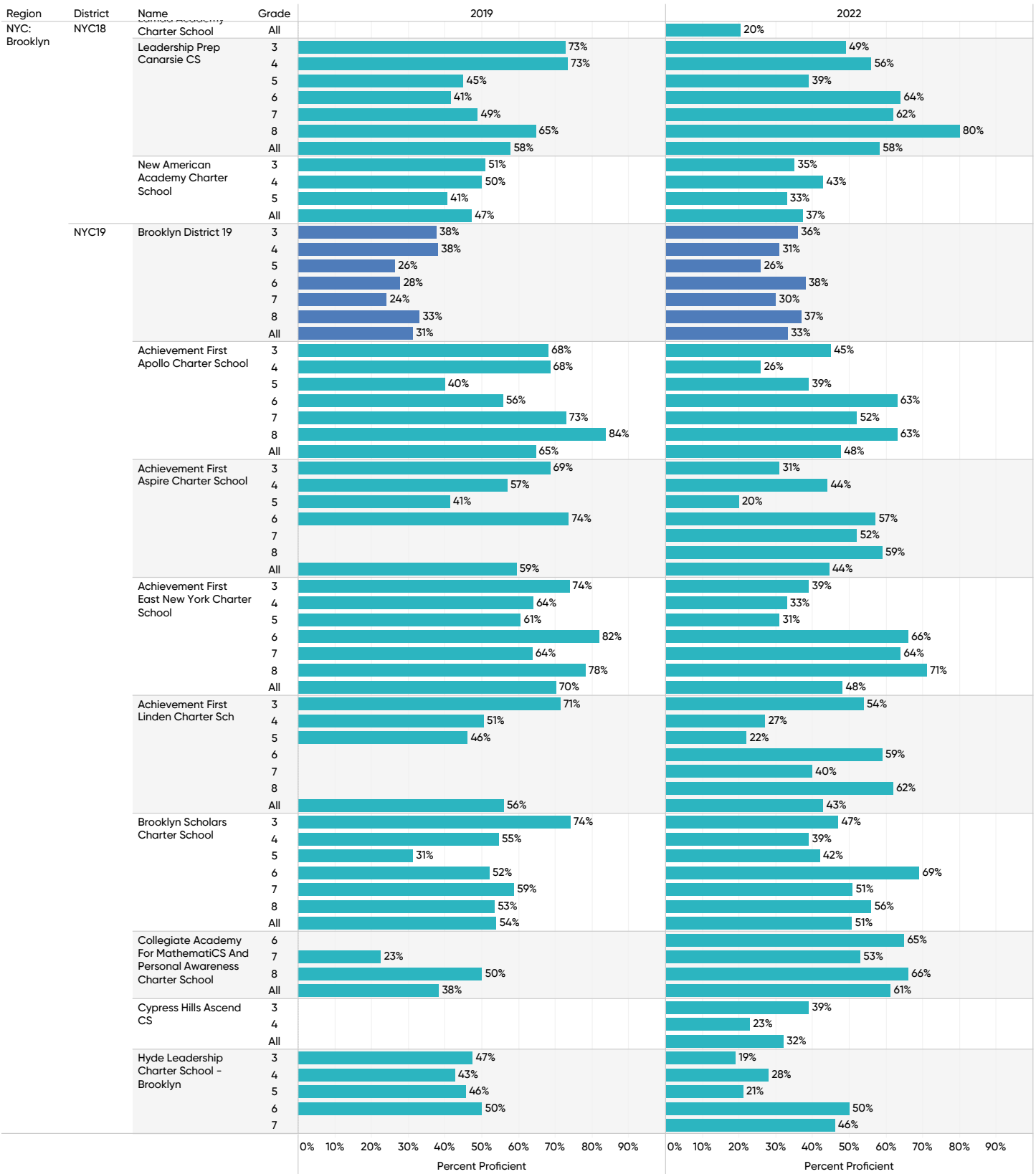
Type  
■ Host District  
■ Charter

# ELA Assessment Proficiency Rates by Grade

NYS Charter Schools and Charter Host Districts

Aggregate percent proficiency rates represent a weighted average of all 3-8 grades that tested in each school & grouping. ECC conducted a data analysis of 2021 results, but due to the limited testing we did not include the data here, schools can request the analysis directly.

\*Per the State Department of Education, due to the ongoing impacts of COVID-19, it "may not be appropriate to compare 2022 NYS standardized assessment results with results from prior years".



Type  
■ Host District  
■ Charter

# ELA Assessment Proficiency Rates by Grade

NYS Charter Schools and Charter Host Districts

Aggregate percent proficiency rates represent a weighted average of all 3-8 grades that tested in each school & grouping. ECC conducted a data analysis of 2021 results, but due to the limited testing we did not include the data here, schools can request the analysis directly.

\*Per the State Department of Education, due to the ongoing impacts of COVID-19, it "may not be appropriate to compare 2022 NYS standardized assessment results with results from prior years".



Type  
■ Host District  
■ Charter

# ELA Assessment Proficiency Rates by Grade

NYS Charter Schools and Charter Host Districts

Aggregate percent proficiency rates represent a weighted average of all 3-8 grades that tested in each school & grouping. ECC conducted a data analysis of 2021 results, but due to the limited testing we did not include the data here, schools can request the analysis directly.

\*Per the State Department of Education, due to the ongoing impacts of COVID-19, it "may not be appropriate to compare 2022 NYS standardized assessment results with results from prior years".



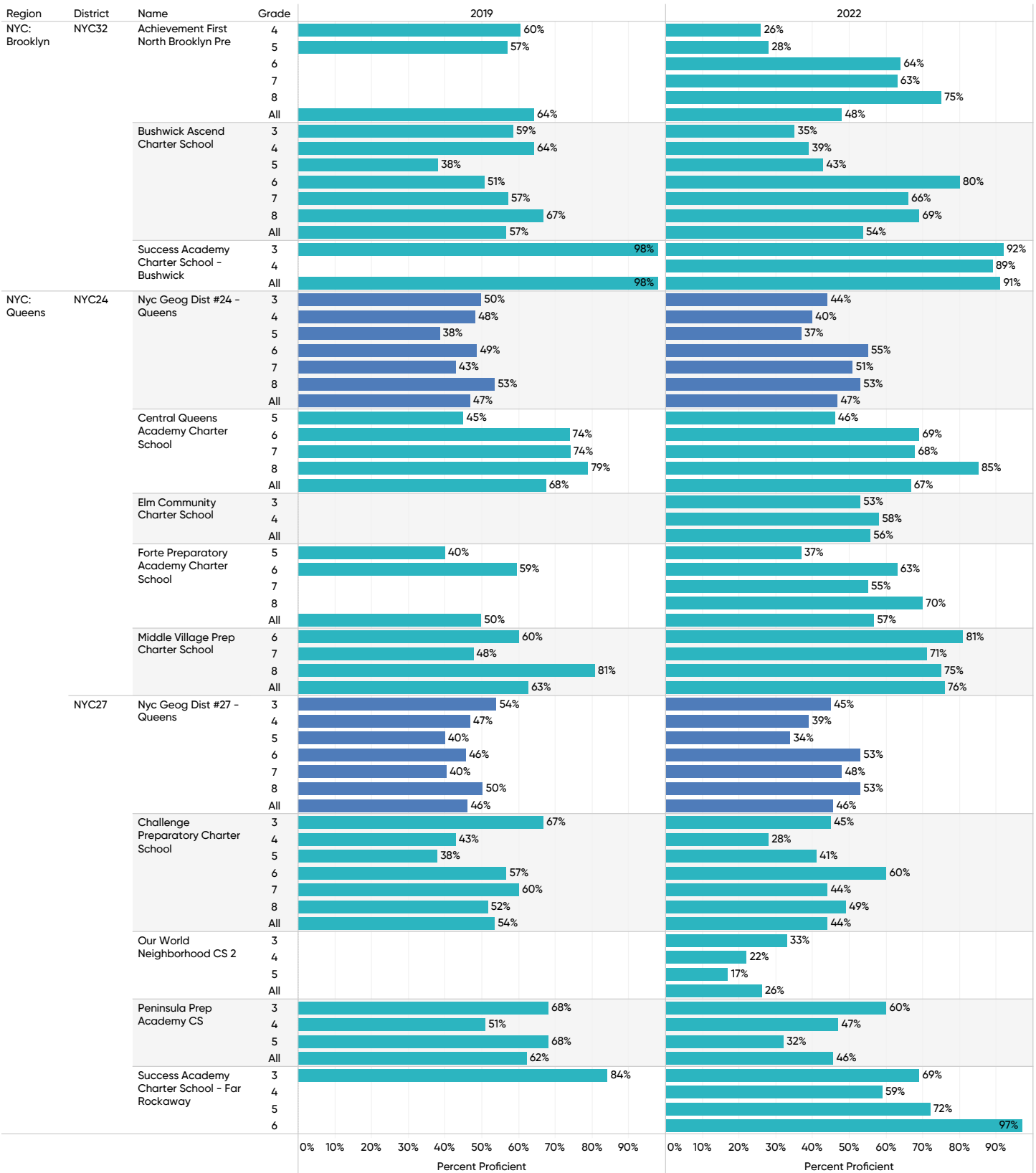
Type  
■ Host District  
■ Charter

# ELA Assessment Proficiency Rates by Grade

NYS Charter Schools and Charter Host Districts

Aggregate percent proficiency rates represent a weighted average of all 3-8 grades that tested in each school & grouping. ECC conducted a data analysis of 2021 results, but due to the limited testing we did not include the data here, schools can request the analysis directly.

\*Per the State Department of Education, due to the ongoing impacts of COVID-19, it "may not be appropriate to compare 2022 NYS standardized assessment results with results from prior years".



Type  
■ Host District  
■ Charter

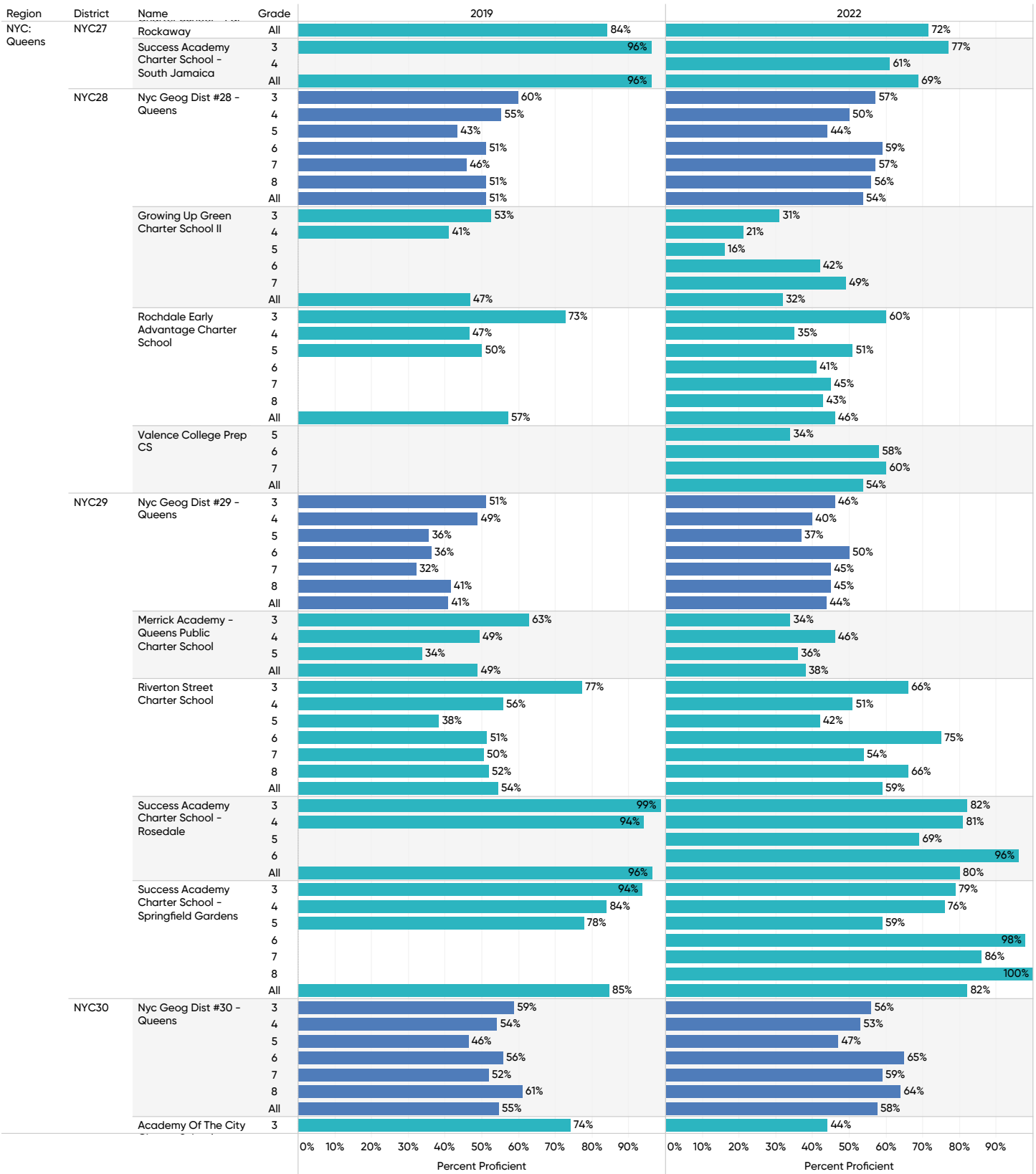


# ELA Assessment Proficiency Rates by Grade

NYS Charter Schools and Charter Host Districts

Aggregate percent proficiency rates represent a weighted average of all 3-8 grades that tested in each school & grouping. ECC conducted a data analysis of 2021 results, but due to the limited testing we did not include the data here, schools can request the analysis directly.

\*Per the State Department of Education, due to the ongoing impacts of COVID-19, it "may not be appropriate to compare 2022 NYS standardized assessment results with results from prior years".



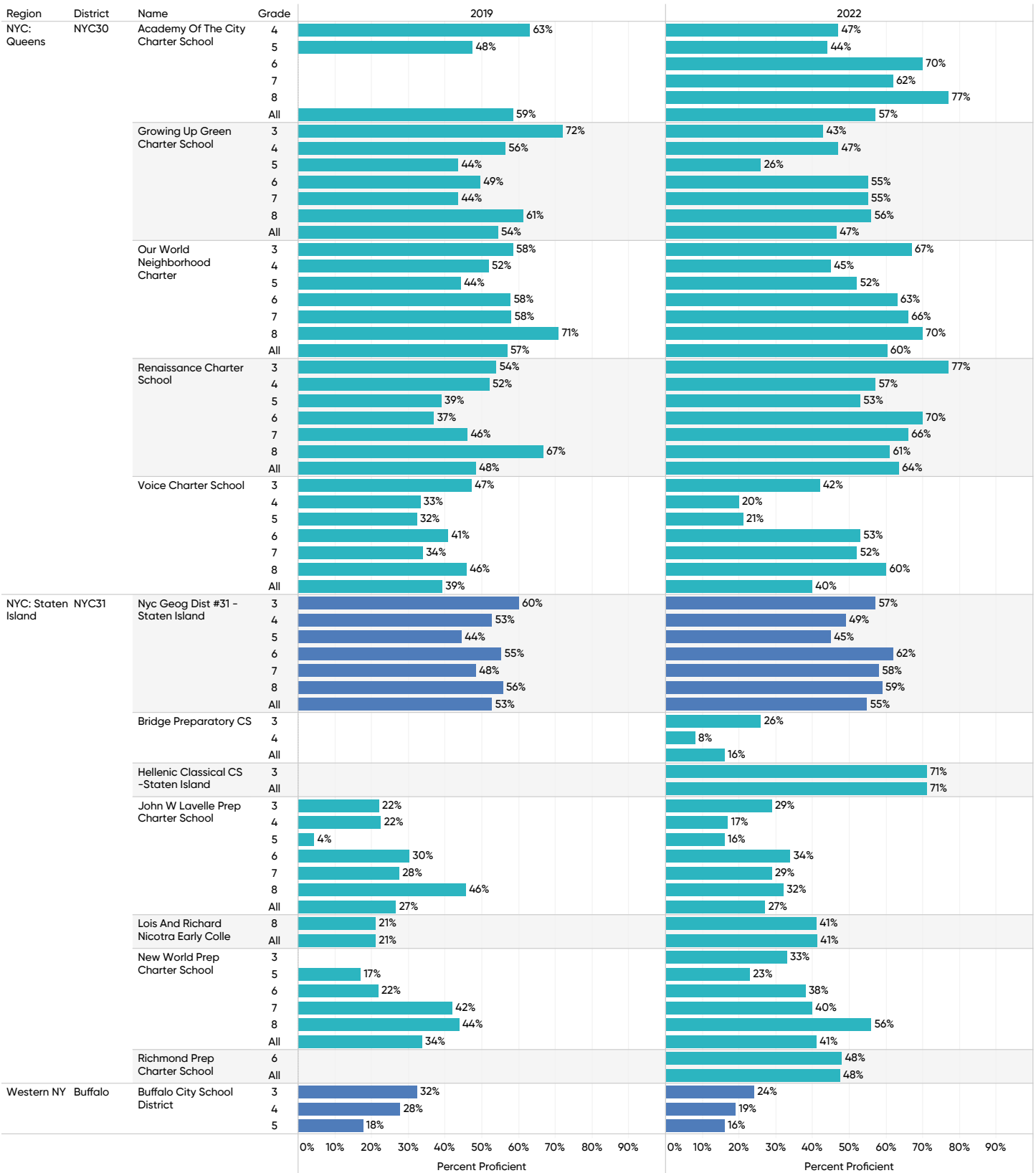
Type  
■ Host District  
■ Charter

# ELA Assessment Proficiency Rates by Grade

NYS Charter Schools and Charter Host Districts

Aggregate percent proficiency rates represent a weighted average of all 3-8 grades that tested in each school & grouping. ECC conducted a data analysis of 2021 results, but due to the limited testing we did not include the data here, schools can request the analysis directly.

\*Per the State Department of Education, due to the ongoing impacts of COVID-19, it "may not be appropriate to compare 2022 NYS standardized assessment results with results from prior years".



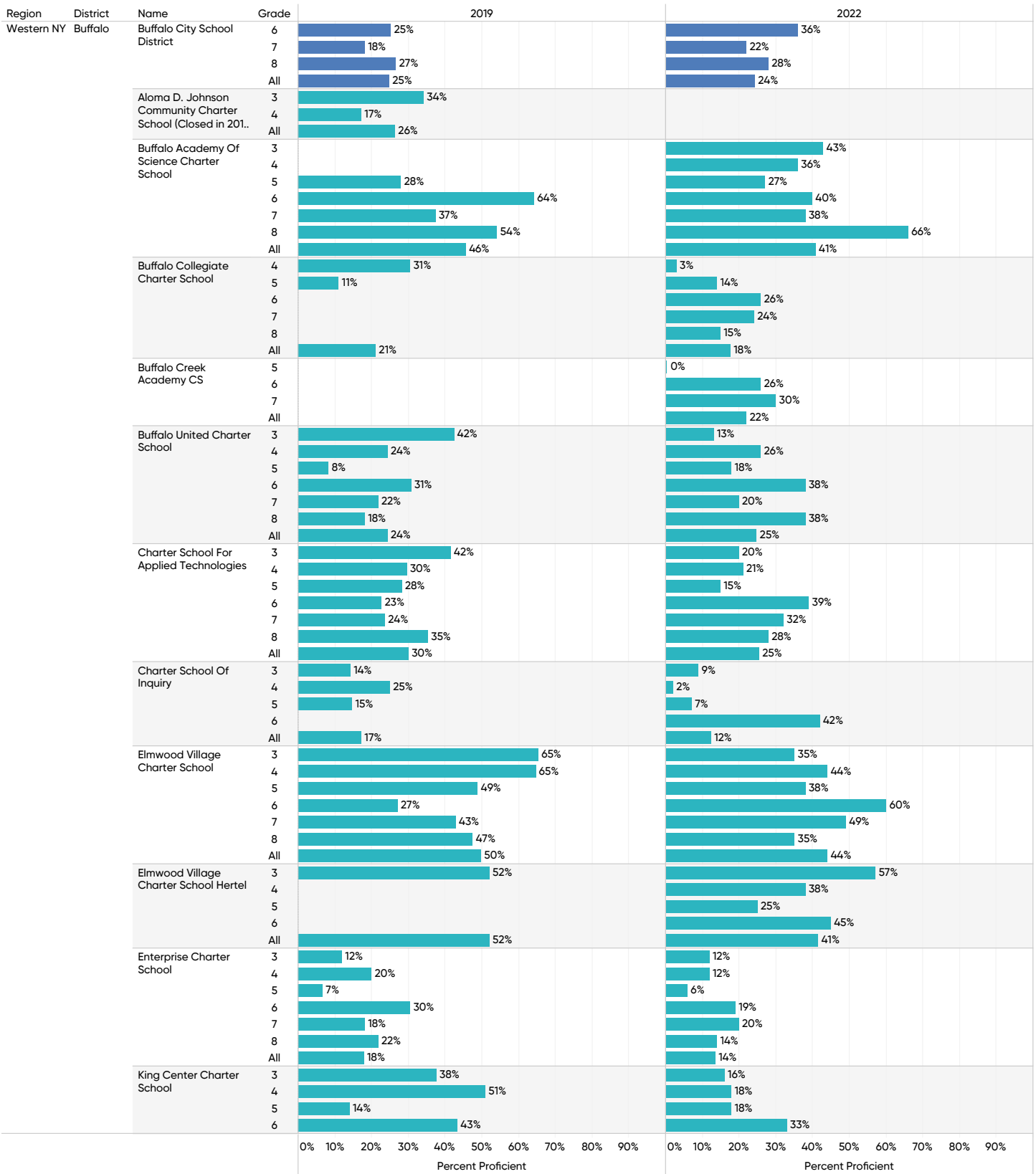
Type  
■ Host District  
■ Charter

# ELA Assessment Proficiency Rates by Grade

## NYS Charter Schools and Charter Host Districts

Aggregate percent proficiency rates represent a weighted average of all 3-8 grades that tested in each school & grouping. ECC conducted a data analysis of 2021 results, but due to the limited testing we did not include the data here, schools can request the analysis directly.

\*Per the State Department of Education, due to the ongoing impacts of COVID-19, it "may not be appropriate to compare 2022 NYS standardized assessment results with results from prior years".



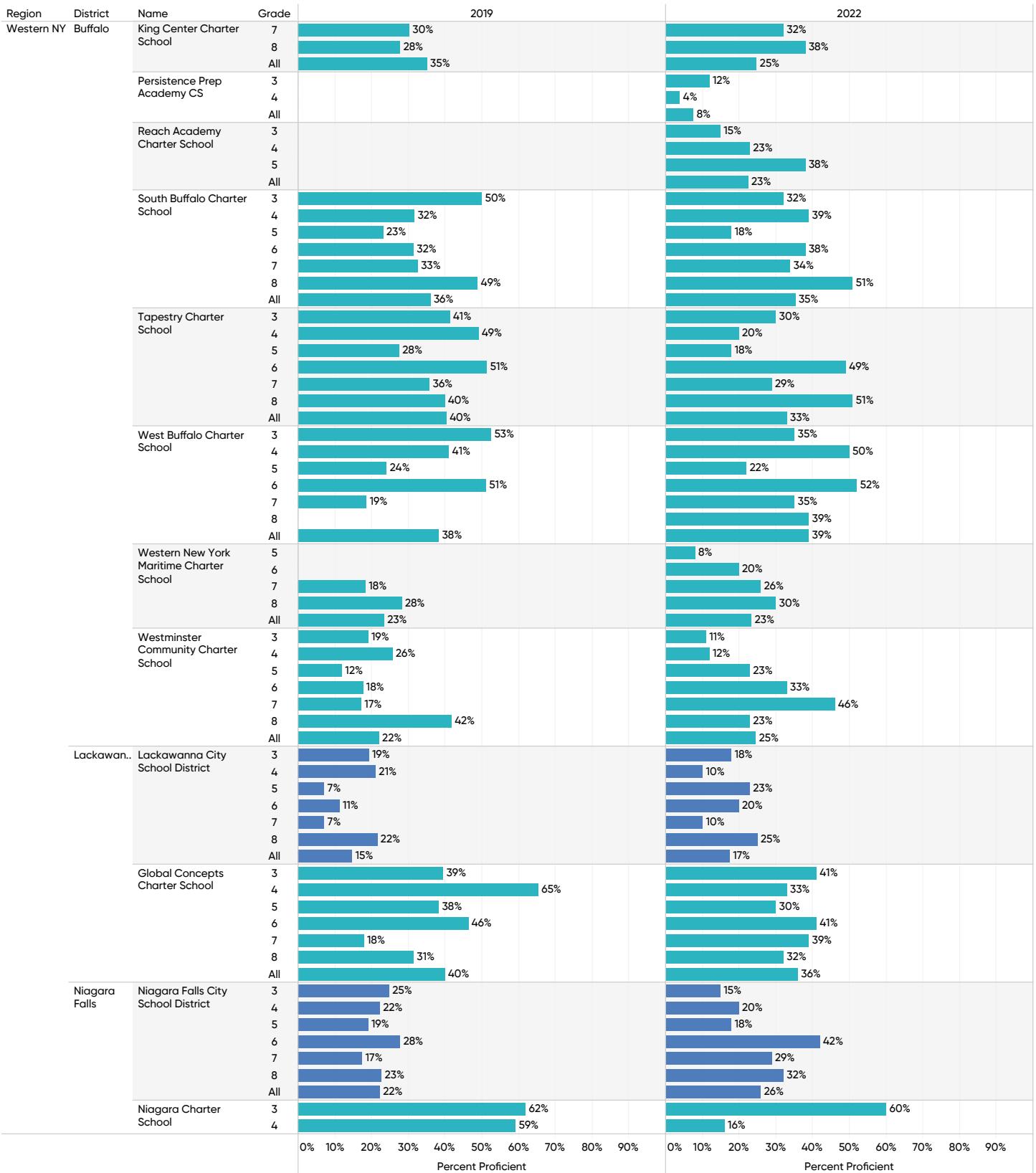
Type  
■ Host District  
■ Charter

# ELA Assessment Proficiency Rates by Grade

NYS Charter Schools and Charter Host Districts

Aggregate percent proficiency rates represent a weighted average of all 3-8 grades that tested in each school & grouping. ECC conducted a data analysis of 2021 results, but due to the limited testing we did not include the data here, schools can request the analysis directly.

\*Per the State Department of Education, due to the ongoing impacts of COVID-19, it "may not be appropriate to compare 2022 NYS standardized assessment results with results from prior years".



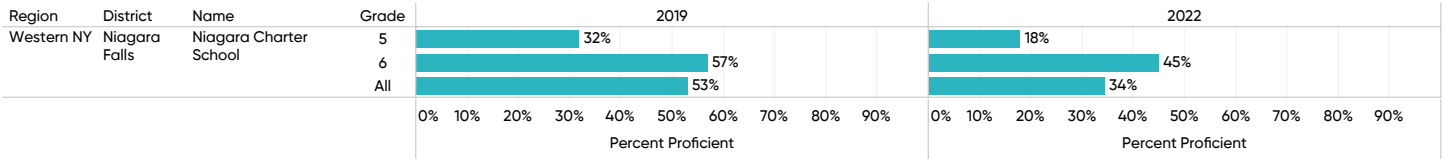
Type  
■ Host District  
■ Charter

# ELA Assessment Proficiency Rates by Grade

NYS Charter Schools and Charter Host Districts

Aggregate percent proficiency rates represent a weighted average of all 3-8 grades that tested in each school & grouping. ECC conducted a data analysis of 2021 results, but due to the limited testing we did not include the data here, schools can request the analysis directly.

**\*Per the State Department of Education, due to the ongoing impacts of COVID-19, it "may not be appropriate to compare 2022 NYS standardized assessment results with results from prior years".**



Type  
■ Host District  
■ Charter