

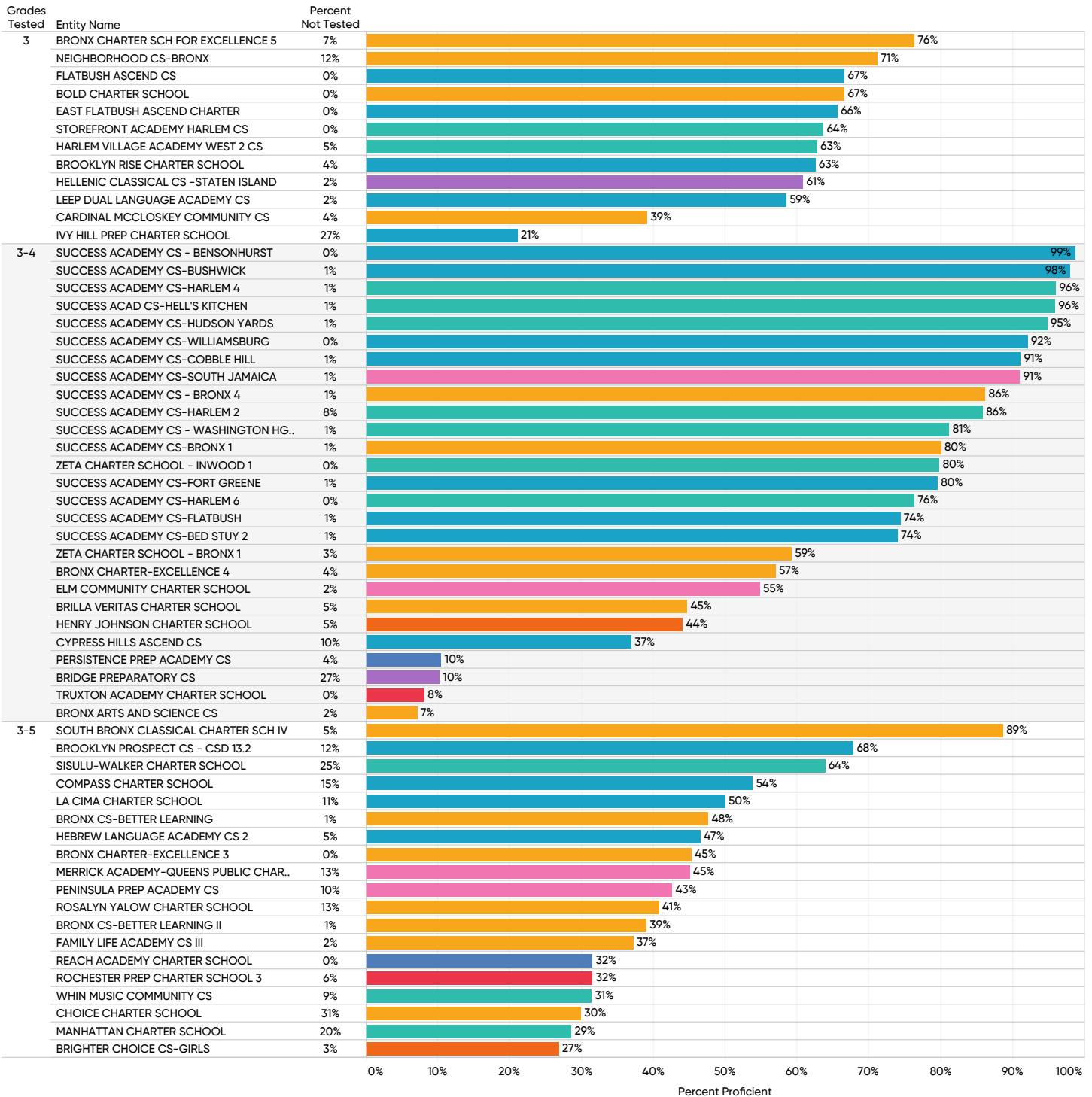


2022 Grades 3-8 Math Assessment Results

All Charter Schools Sorted by Grades Tested



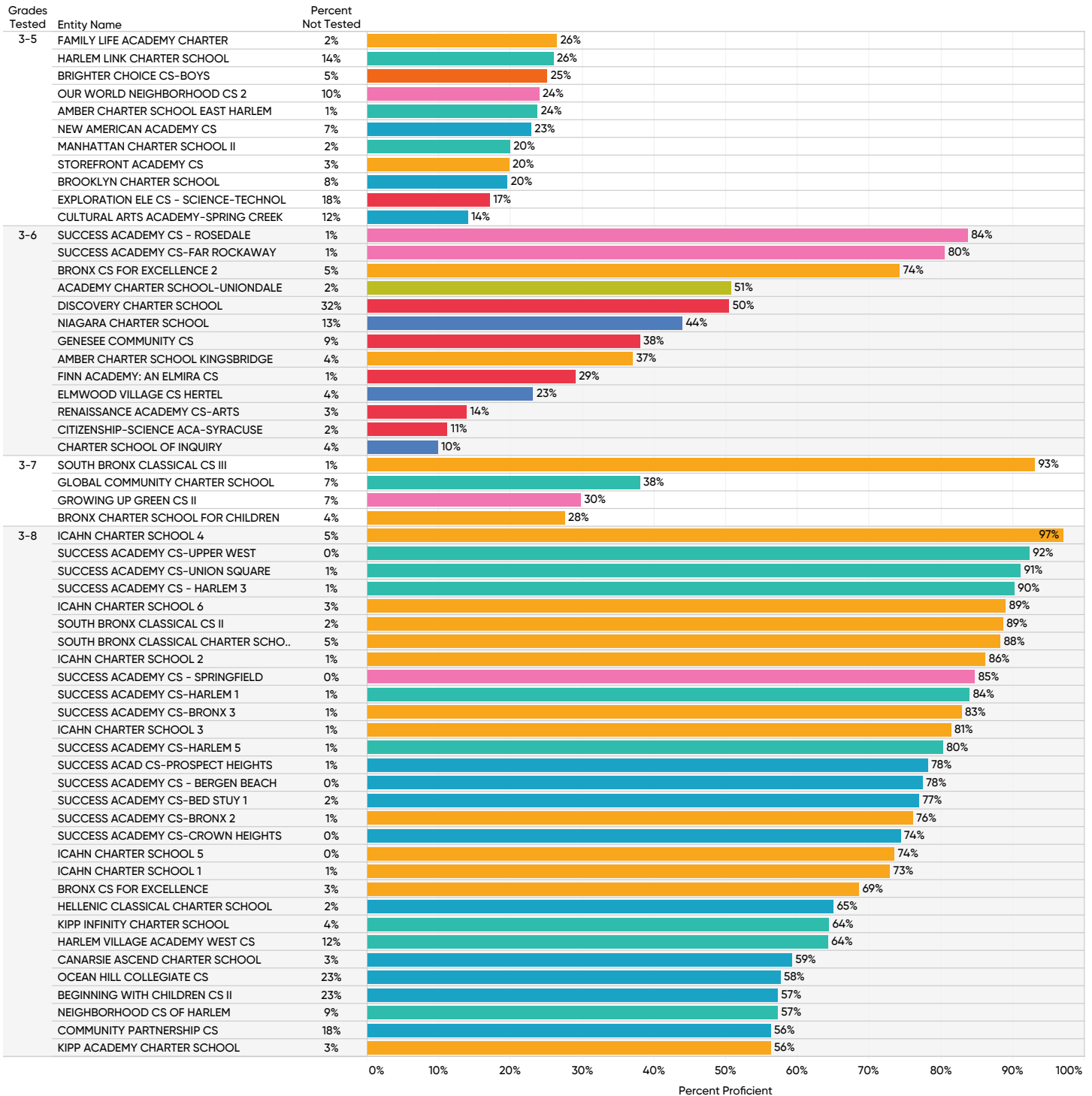
Aggregate proficiency rates represent a weighted average of all 3-8 grades that tested in each school & grouping. 8th Grade tests include students who took the traditional 8th grade exam and the regents math exam. Proficiency on the 3-8 exams includes levels three and four, proficiency on the 8th grade regents includes levels three through five. Percent not tested includes both students who opted out and were not tested for other reasons.



2022 Grades 3-8 Math Assessment Results

All Charter Schools Sorted by Grades Tested

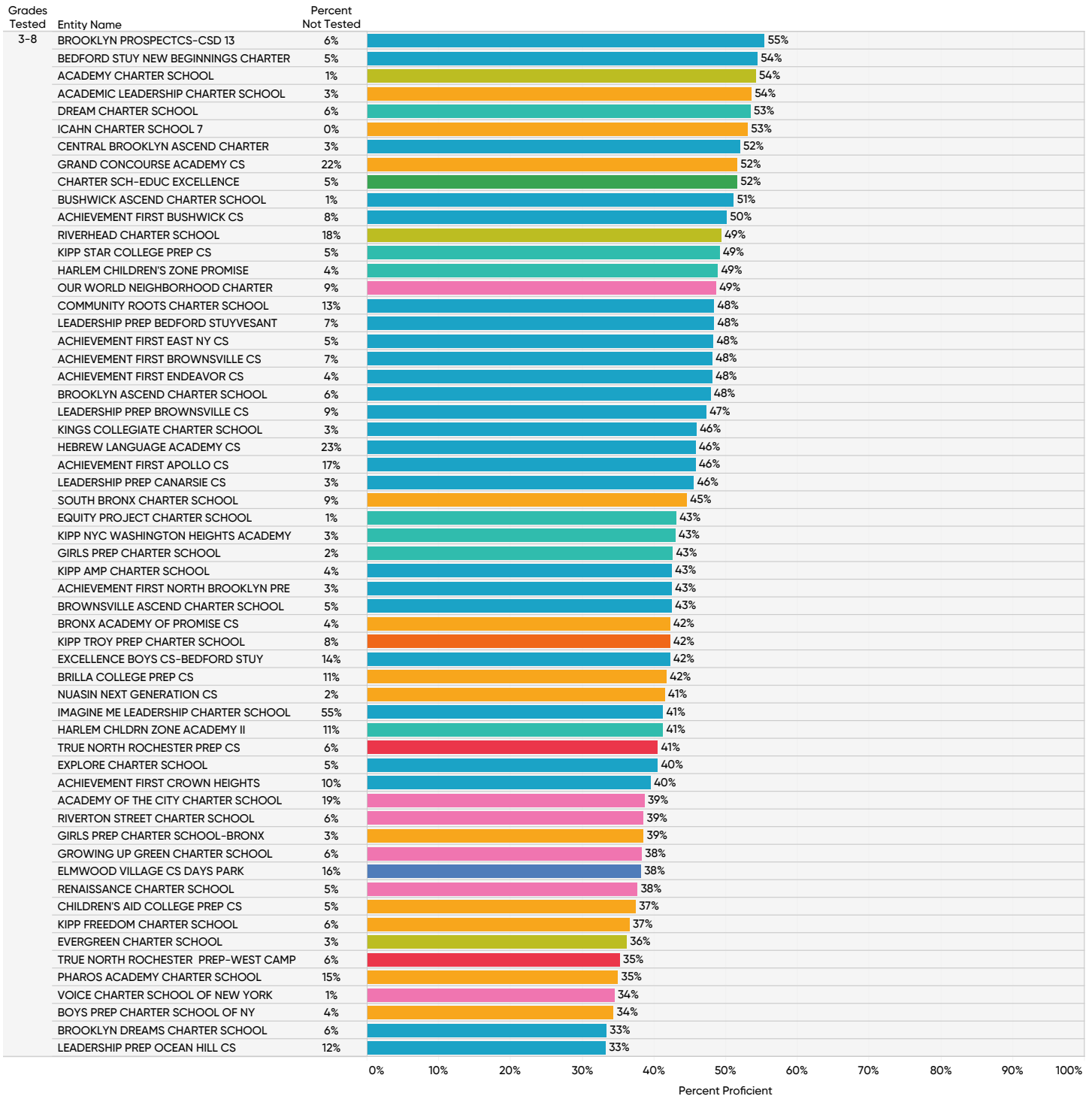
Aggregate proficiency rates represent a weighted average of all 3-8 grades that tested in each school & grouping. 8th Grade tests include students who took the traditional 8th grade exam and the regents math exam. Proficiency on the 3-8 exams includes levels three and four, proficiency on the 8th grade regents includes levels three through five. Percent not tested includes both students who opted out and were not tested for other reasons.



2022 Grades 3-8 Math Assessment Results

All Charter Schools Sorted by Grades Tested

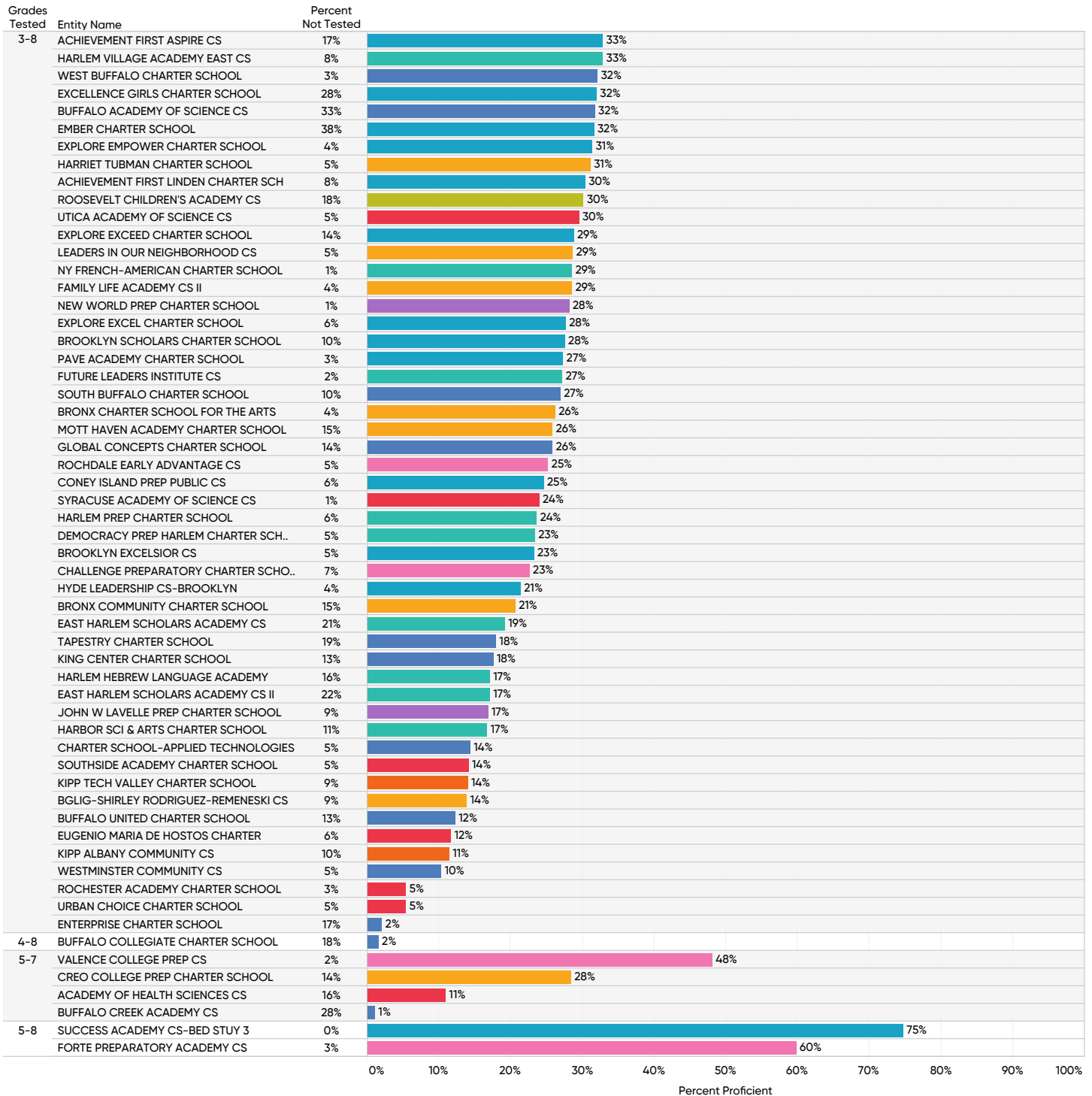
Aggregate proficiency rates represent a weighted average of all 3-8 grades that tested in each school & grouping. 8th Grade tests include students who took the traditional 8th grade exam and the regents math exam. Proficiency on the 3-8 exams includes levels three and four, proficiency on the 8th grade regents includes levels three through five. Percent not tested includes both students who opted out and were not tested for other reasons.



2022 Grades 3-8 Math Assessment Results

All Charter Schools Sorted by Grades Tested

Aggregate proficiency rates represent a weighted average of all 3-8 grades that tested in each school & grouping. 8th Grade tests include students who took the traditional 8th grade exam and the regents math exam. Proficiency on the 3-8 exams includes levels three and four, proficiency on the 8th grade regents includes levels three through five. Percent not tested includes both students who opted out and were not tested for other reasons.



2022 Grades 3-8 Math Assessment Results

All Charter Schools Sorted by Grades Tested

Aggregate proficiency rates represent a weighted average of all 3-8 grades that tested in each school & grouping. 8th Grade tests include students who took the traditional 8th grade exam and the regents math exam. Proficiency on the 3-8 exams includes levels three and four, proficiency on the 8th grade regents includes levels three through five. Percent not tested includes both students who opted out and were not tested for other reasons.

