



NYS Charter School Data

2019-20 Basic Facts

- 316** open charter schools
- ~158,000** students enrolled in a charter school
- 26** new charter schools opened this fall

At a Glance

- 398** Charters have been issued to date (includes 9 conversion schools who are not included in the cap)
- 26** Charters opened this fall, and **38** more are currently scheduled to open in 2010-21 or later
- 292** Charters were open in 2018-19 serving over **147,000** students

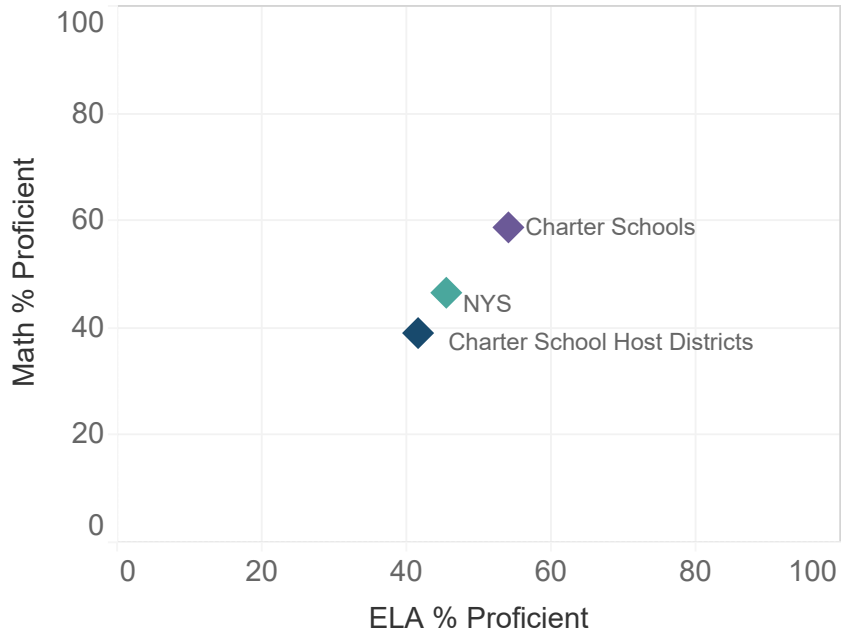
Charter School Closures

- 44** schools have closed or never opened
- 2** schools closed in 2019

Charter Applicant Approval Rate

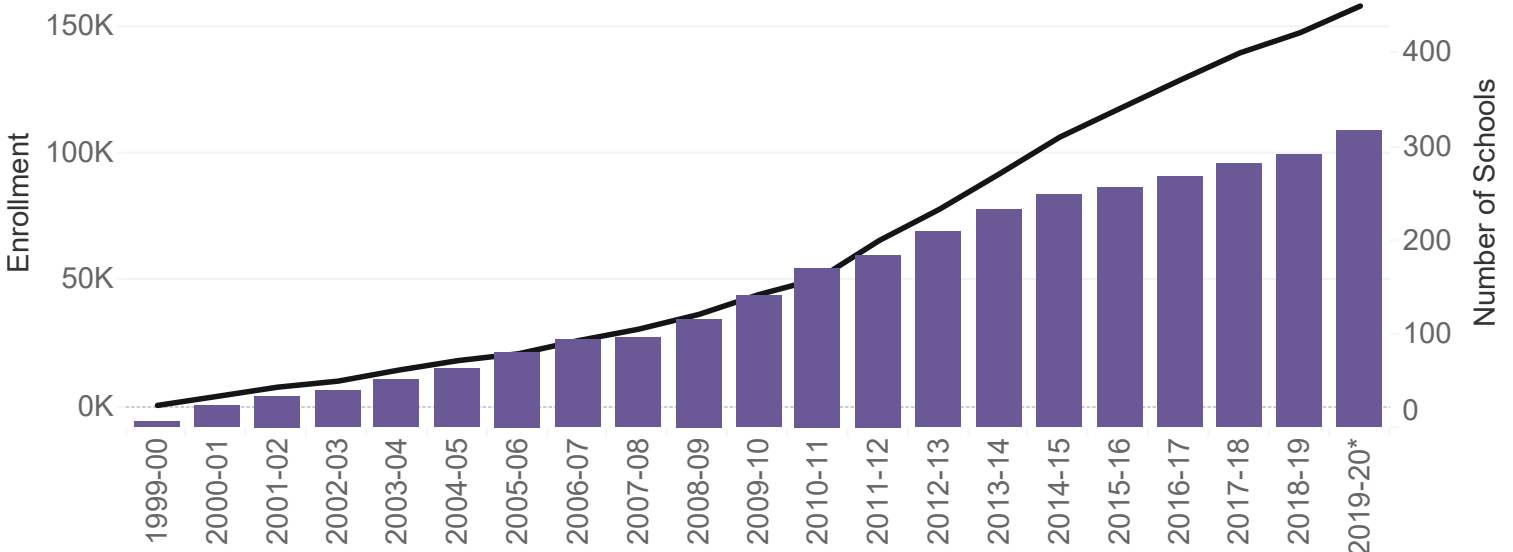
- SUNY Trustees (1st time Applicants): **18%**
- Board of Regents (LOI to Approval): **11%**

2019 NYS Math and ELA 3-8 Proficiency



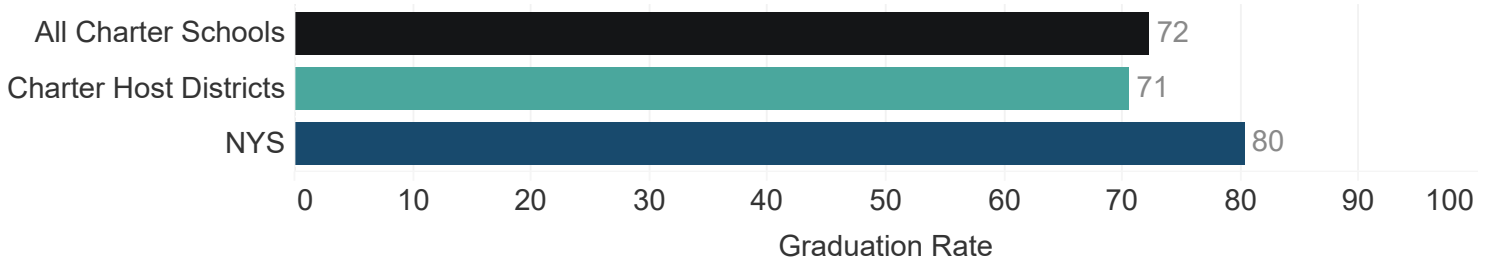
- As a whole, charter schools outperformed the state average in both math and ELA
- English: **79%** of charters outperformed their host district
- Math: **83%** of charters outperformed their host district

Number of Charter Schools and Charter School Enrollment Over Time



2018 Graduation Rate

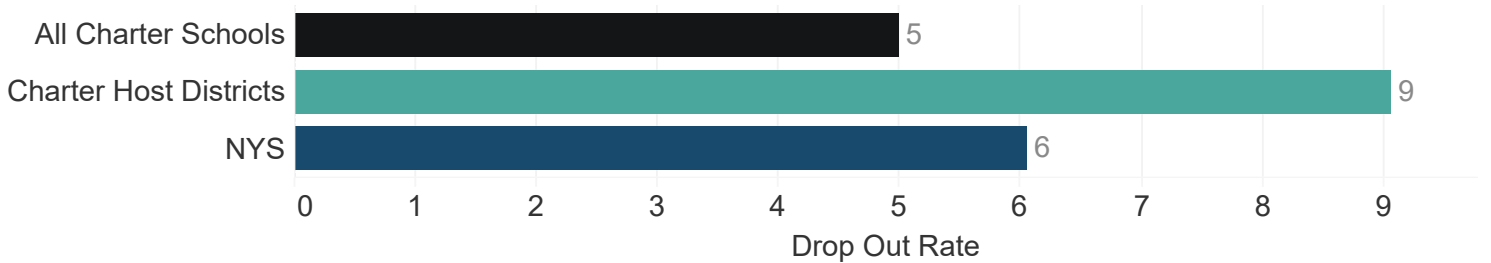
4-year Cohort



Charter Schools as a whole had a higher graduation rate than their host districts in 2018, but a lower graduation rate than the state.

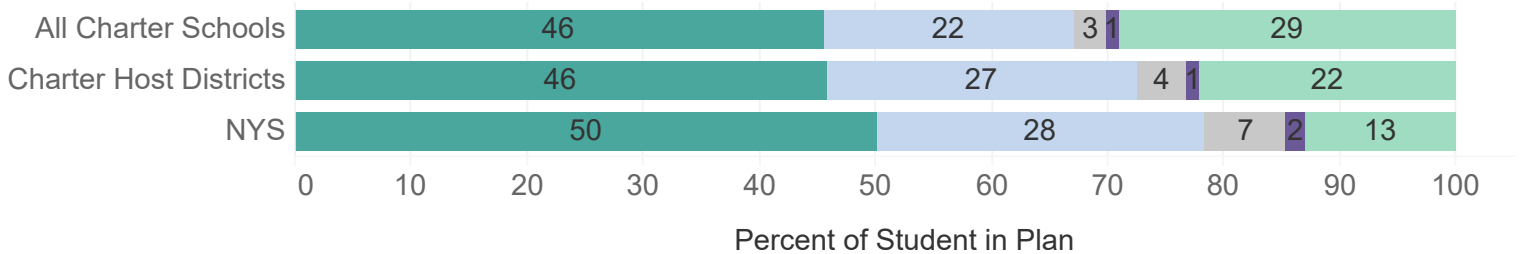
2018 Dropout Rate

4-year Cohort



Charter schools as a whole had a lower dropout rate than both their host districts and NYS in 2018.

2017 Post Graduation Plans



■ 4 Year College
 ■ 2 Year College
 ■ employment
 ■ military
 ■ Other/Unknown

2018-19 Preliminary Demographics

Name	Economically Disadvantaged	English Language Learner	Students with Disabilities	Black	Hispanic	White
Charter Schools	79%	7%	16%	53%	36%	6%
Host Districts	71%	13%	19%	27%	41%	17%
NYS	55%	9%	17%	17%	28%	42%

This year, 2018-19, charter schools served a higher percentage of economically disadvantaged students and black and Hispanic students combined compared to the state and their host districts. Charter schools served a lower percentage of English language learners and students with disabilities than both the state and their host districts.