

# Really Helpful Stuff For ALL Ukulele Players

From the Twin Cities Ukulele Club - [www.tcuclub.com](http://www.tcuclub.com) - [TwinCitiesUkeClub@icloud.com](mailto:TwinCitiesUkeClub@icloud.com)

**IMPORTANT** - DO NOT be overwhelmed by this - **BASICS FIRST** - Then, DETAILS

## What do the 4 digit numbers mean for ukulele chords?

This is just a simple form of notation for a ukulele chord without drawing a ukulele chord box and showing with a drawing where the fingers go.

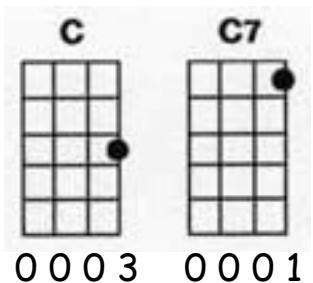
It's really very simple and worth understanding as you won't always see the chord boxes when finding songs to play

**CHORD SHAPE  
BASICS**

Look at the first chord to the right in *GCEA*, which is the standard tuning for soprano, concert and tenor ukuleles. To play that chord, the chord box is showing you the string nearest your face on the far left, and the string nearest the floor on the far right. We have a black dot on the A string (the one nearest the floor) at the third fret position.

This is the only note that is fretted, and the rest are played open. If you strum this you get a C. Now, without a chord box, how do we express that? Well, the notation in 4 digits is 0003. A zero means the string is played open, and of course the 3 means you hold that bottom string at the third fret.

Strings

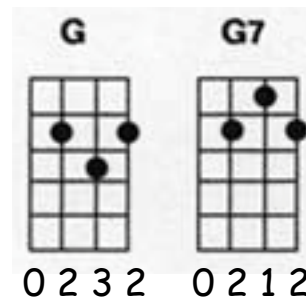


The second chord is the C7 chord. We have a spot on the A string (the one nearest the floor) at the first fret position. This is the only note that is fretted, and the rest are played open. If you strum this you get a C7. It is described as 0001.

Here are G and G7.

Have a look at some others -

A = 2100	A7 = 0100	Am = 2000
B = 4322	B7 = 2322	Bm = 4222
C = 0003	C7 = 0001	Cm = 0333
D = 2220	D7 = 2020 (or 2223)	Dm = 2210
E = 4441	E7 = 1202	Em = 0432
F = 2010	F7 = 2310 (or 2313)	Fm = 1013
G = 0232	G7 = 0212	Gm = 0231



If all 4 strings are held down,  
the chord is moveable

## Why Numbers Instead of Letters for Chords?

Understanding the concept of 1, 4, 5 is core to being a better musician. One reason professional musicians do not describe a chord progression using letters, like g, c, or d is because each ends with the "e" sound. If it is noisy, it is virtually impossible to tell the difference between letters. Representing chords with numbers does away with the "e" sound-alike problem. The use of numbers for chords is called the **Nashville Numbering System**.

4 Digit Numbers from <http://www.gotaukulele.com/2011/01/beginner-tips-what-do-4-digit-numbers.html>

**Most important**, no matter what key a song is played in, numbers tell musicians what chord to play. Most folk, country, bluegrass, and roots music songs use some combination of the 1, 4, 5 chords. If the key is C, the 1 is C, the 4 is F, and the 5 is G. Can't sing in C, but you can in G? Just switch the key to G. So, G becomes the 1, C becomes the 4, and D becomes the 5. Whether the key is c, g, d or whatever, 1, 4, 5 clearly tells what chords to play. In most bluegrass & folk songs, you can play a 7th for a 5 chord. For example: G7 for G, D7 for D, A7 for A, etc.

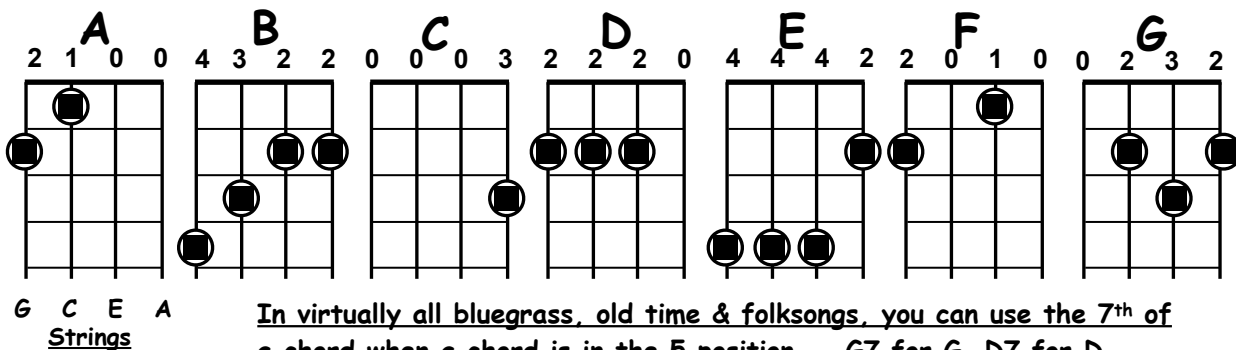
#### CHORD NUMBER BASICS - For ALL Ukuleles

1 = Key = Root	2	3	4	5	5 <sup>7</sup>	6	7	8
C	D	E	F	G	G <sup>7</sup>	A	B	C
A	-----	-----	D	E	E <sup>7</sup>	-----	-----	-----
G	-----	-----	C	D	D <sup>7</sup>	-----	-----	-----
E	-----	-----	A	B	B <sup>7</sup>	-----	-----	-----
D	-----	-----	G	A	A <sup>7</sup>	-----	-----	-----
F	-----	-----	Bb*	C	C <sup>7</sup>	-----	-----	-----

#### CHORD BASICS 4 Sop, Conc &

#### Ukulele Major Chords

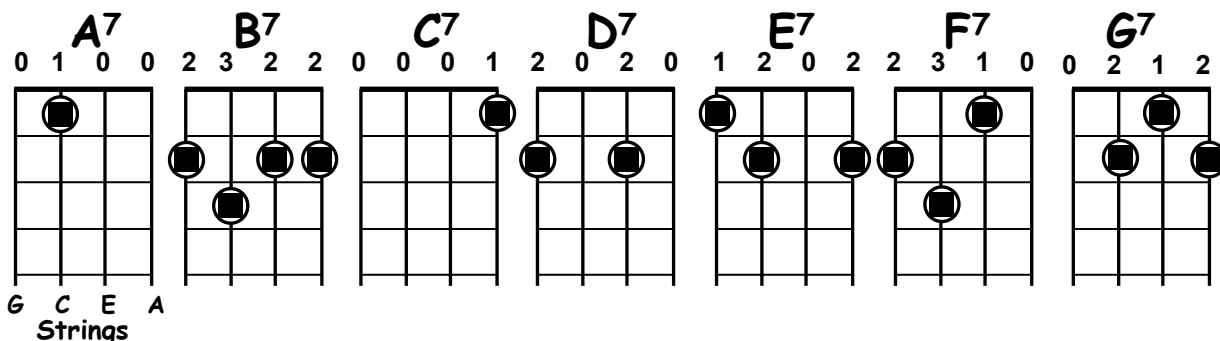
Ask 4



In virtually all bluegrass, old time & folksongs, you can use the 7<sup>th</sup> of a chord when a chord is in the 5 position - G<sup>7</sup> for G, D<sup>7</sup> for D

\* For Bb, move the B chord 1 fret towards the nut ↑

#### Ukulele 7th Chords



4 Digit Numbers from <http://www.gotaukulele.com/2011/01/beginner-tips-what-do-4-digit-numbers.html>

Really Helpful Stuff For ALL Ukulele Players.pages <https://tinyurl.com/nashnumsys> 5-2-18 Page 2