

Fabric Cutting

Background Fabric - 3 ½ yards

Cut 8 - 2 ½" x WOF, **Strip 1**

Cut 3 - 10" x WOF

Sub-cut into 9 - 10" x 10", **Piece A**

Cut 1 - 6" x WOF

Sub-cut into 6 - 6" x 6", **Piece G**

Cut 5 - 2 ⅞" x WOF

Sub-cut into 60 - 2 ⅞" x 2 ⅞",

cut in half diagonally, **Piece F**

Cut 1 - 12 ⅞" x WOF


Sub-cut into 2 - 12 ⅞" x 12 ⅞", cut in half diagonally, **Piece H**

Cut 16 - 2 ½" x WOF

Sub-cut into 32 - 2 ½" x 2 ½", **Piece N**

Sub-cut into 32 - 2 ½" x 6 ½", **Piece Q**

Sub-cut into 32 - 2 ½" x 8 ½", **Piece R**



Fabric 1 - Light Green - ¾ yard

Cut 5 - 4 ⅞" x WOF

Sub-cut into 36 - 4 ⅞" x 4 ⅞", cut in half diagonally, **Piece B**

Fabric 2 - Medium Green - ⅝ yard

Cut 2 - 10" x WOF

Sub-cut into 6 - 10" x 10", **Piece C**

Fabric 3 - Dark Green - ⅜ yard

Cut 1 - 10" x WOF

Sub-cut into 3 - 10" x 10", **Piece D**

Fabric 4 - Light Blue - ⅝ yard

Cut 5 - 2 ½" x WOF, **Strip 2**

Cut 2 - 2 ½" x WOF

Sub-cut into 20 - 2 ½" x 2 ½", **Piece E**



Fabric 5 - Medium Blue - $\frac{3}{8}$ yard

Cut 4 - 2 $\frac{1}{2}$ " x WOF, **Strip 3**



Fabric 6 - Dark Blue - $\frac{1}{4}$ yard

Cut 2 - 2 $\frac{1}{2}$ " x WOF, **Strip 4**



Fabric 7 - Light Gold - $\frac{1}{4}$ yard

Cut 1 - 6" x WOF

Sub-cut into 6 - 6" x 6", **Piece I**



Fabric 8 - Medium Gold - $\frac{3}{8}$ yard

Cut 2 - 2 $\frac{1}{2}$ " x WOF, **Strip 5**

Cut 1 - 6" x WOF

Sub-cut into 6 - 6" x 6", **Piece J**



Fabric 9 - Dark Gold - $\frac{3}{8}$ yard

Cut 2 - 2 $\frac{1}{2}$ " x WOF, **Strip 6**

Cut 1 - 6" x WOF


Sub-cut into 6 - 6" x 6", **Piece K**



Fabric 10 - Light Teal - $\frac{1}{4}$ yard

Cut 1 - 6" x WOF


Sub-cut into 6 - 6" x 6", **Piece L**



Fabric 11 - Medium Teal - $\frac{1}{4}$ yard

Cut 2 - 2 $\frac{1}{2}$ " x WOF

Sub-cut into 24 - 2 $\frac{1}{2}$ " x 2 $\frac{1}{2}$ ", **Piece O**



Fabric 12 - Dark Teal - $\frac{3}{8}$ yard

Cut 2 - 2 $\frac{1}{2}$ " x WOF

Sub-cut into 24 - 2 $\frac{1}{2}$ " x 2 $\frac{1}{2}$ ", **Piece P**

Cut 1 - 6" x WOF

Sub-cut into 6 - 6" x 6", **Piece M**

NOTE: Use any remaining fabric to create 8 - 2 $\frac{1}{4}$ " x WOF, Binding (piece lengthwise)