

S P O R T M E D I C I N E
U L T R A S O U N D
C A N A D A



**MSK Ultrasound Scanning
and Cadaver Injection Training
Specifically Designed for:**

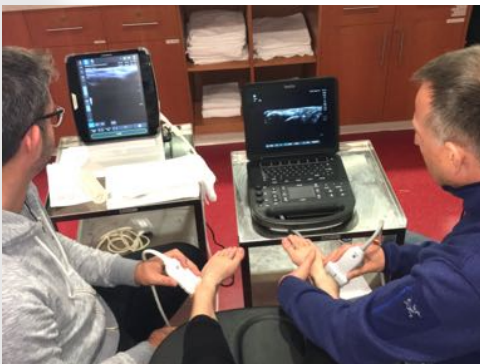
**Sport Medicine
Urban Family Medicine
Rural Family Medicine**

**Emergency Room
Rehabilitation Medicine
Orthopedic Surgeons**

**Our courses have 2 Machines
for every 3 Learners**

You won't find this ratio anywhere else.

*Spend your valuable time scanning,
not watching someone else scan!*



sportmedicineultrasound.ca

Scanning and Cadaver Training Workshops on Weekends

LEVEL 100 Top 10 Injections No Pre-Requisites	DAY 1 - SCANNING FOR THE TOP 10 Top 10 Injections in Any Family Practice or Sport Medicine Clinic	DAY 2 - SCANNING & CADAVER TRAINING 4 Hr of Cadaver Top 10 Injection Training Final Exam & Top Tips
LEVEL 150 Top 25 Injections REQUIRES: Top 10 or Similar Skill Level	DAY 1 - SCANNING FOR THE TOP 25 Top 25 Injections in Any Family Practice or Sport Medicine Clinic	DAY 2 - SCANNING & CADAVER TRAINING 4 Hr of Cadaver Top 25 Injection Training Final Exam & Top Tips
LEVEL 200 Ligaments for Prolo & PRP REQUIRES: Top 25 or Similar Skill Level	DAY 1 - ADVANCED LIGAMENT SCANNING To Treat with Prolotherapy, PRP & Cortisone Shoulder, Elbow, Wrist, Hip, Knee, Ankle & Spine	DAY 2 - SCANNING & CADAVER TRAINING 4 Hr of Cadaver Ligament Injection Training Final Exam & Top Tips
LEVEL 250 Tendons for Prolo & PRP REQUIRES: Top 25 or Similar Skill Level	DAY 1 - ADVANCED TENDON SCANNING To Treat with Prolotherapy, PRP & Cortisone Shoulder, Elbow, Wrist, Hip, Knee, Ankle	DAY 2 - SCANNING & CADAVER TRAINING 4 Hr of Cadaver Tendon Injection Training Final Exam & Top Tips
LEVEL 300 Top 20 Nerves REQUIRES: Top 25 or Similar Skill Level	DAY 1 - TOP 20 NERVE INJECTIONS for Pain Management Trunk, Upper and Lower Extremities	DAY 2 - SCANNING & CADAVER TRAINING 4 Hr of Cadaver Nerve Injection Training Final Exam & Top Tips

Custom Workshops for Small Groups or Large Conferences

1-Day Workshops Ortho, PM&R, or Sport Med	Example: AM SESSION - 3 Hours of Scanning for Visco and PRP injections for Hip, Knee, Shoulder and Elbow OA	Example: PM SESSION - 3 Hrs of US-Guided Cadaver Injection Training
---	--	--



LEVEL 100 - TOP 10 INJECTIONS

DAY 1 - SCANNING FOR THE TOP 10

LEVEL 100
Top 10
Injections
 No Pre-Requisites

DAY 1 - SCANNING FOR THE TOP 10
 Top 10 Injections in Any Family Practice or
 Sport Medicine Clinic

DAY 2 - SCANNING & CADAVER TRAINING
 4 Hr of Cadaver Top 10 Injection Training
 Final Exam & Top Tips

9 AM - 10 AM	10 AM - 12 PM	12 PM - 1 PM
<p>TOP 10 INJECTIONS: WHAT TO CHOOSE & WHEN</p> <p>Cortisone Prolotherapy PRP Viscosupplementation Surgery</p>	<p># 1 - SHOULDER BURSITIS # 2 - SHOULDER ARTHRITIS</p> <p>US Anatomy of the: Subacromial Bursa Subdeltoid Bursa Rotator Cuff Tendons Glenohumeral Joint</p>	<p># 3 - ELBOW TENDONITIS # 4 - WRIST TENDONITIS</p> <p>US Anatomy of the: Medial Elbow Tendons Lateral Elbow Tendons De Quervain's Tendons Intersection Syndrome</p>

PROVIDED LUNCH 1 - 1:30 PM

<p>1:30 PM - 2:45 PM</p> <p># 5 - KNEE ARTHRITIS</p> <p>US Anatomy of the: Anterior Knee Joint Medial Joint Line Pes Anserine Bursa</p>	<p>2:45 PM - 4 PM</p> <p># 6- HIP ARTHRITIS # 7 - HIP BURSITIS # 8 - SI JOINT ARTHRITIS</p> <p>US Anatomy of the: Hip Joint Greater Trochanter Bursae of the Hip SI Joint</p>	<p>4 PM - 4:30 PM</p> <p># 9 - PLANTAR FASCIITIS # 10 - ANKLE SPRAIN</p> <p>US Anatomy of the: Plantar Fascia Ankle Ligaments Ankle Joint</p>
---	--	---



LEVEL 100 - TOP 10 INJECTIONS

DAY 2 - CADAVER INJECTIONS & FINAL EXAM

LEVEL 100
Top 10
Injections
No Pre-Requisites

DAY 1 - SCANNING FOR THE TOP 10
Top 10 Injections in Any Family Practice or
Sport Medicine Clinic

DAY 2 - SCANNING & CADAVER TRAINING
4 Hr of Cadaver Top 10 Injection Training
Final Exam & Top Tips

8:30 AM - 12:30 PM

CADAVER INJECTION TRAINING FOR THE TOP 10

Shoulder Bursitis	Wrist Tendonitis
Shoulder Arthritis	Elbow Tendonitis
Knee Arthritis	Hip Arthritis
Hip Bursitis	SI Joint Arthritis
Ankle Sprains	Plantar Fasciitis

PROVIDED LUNCH 12:30 - 1:30 PM

1:30 PM - 4:30 PM

SCANNING FINAL EXAM

- Patient Positioning
- US-Machine Positioning
- Table Height Positioning
- Optimizing the Image
- Needle Entry Positions
- Finding the Needle

TOP TIPS

- Safety First
- Patient Selection
- Product Selection
- Timing of Treatments
- Managing Patient Expectations
- Turning Your Patients in to Loyal Clients



LEVEL 150 - TOP 25 INJECTIONS

DAY 1 - SCANNING FOR THE TOP 25 INJECTIONS

**LEVEL 150
Top 25
Injections**

REQUIRES: Top 10
or Similar Skill Level

DAY 1 - SCANNING FOR THE TOP 25
Top 25 Injections in Any Family Practice or
Sport Medicine Clinic

DAY 2 - SCANNING & CADAVER TRAINING
4 Hr of Cadaver Top 25 Injection Training
Final Exam & Top Tips

9 AM - 11 AM

1 - 7 SHOULDER

Subacromial/deltoid Bursitis
Supraspinatus Tendon Tears
LHB Tendonitis
AC Joint Separations
Glenohumeral Arthritis
Frozen Shoulder
Trapezius Trigger Points

11 AM - 12 PM

8 - 10 ELBOW

Lateral Elbow Tendonitis
Medial Elbow Tendonitis
Elbow Arthritis

12 PM - 12:45 PM

11 - 13 HAND & WRIST

Thumb Arthritis
Wrist Tendonitis
Trigger Finger

PROVIDED LUNCH 12:45 - 1:15 PM

1:15 - 2:15 PM

14 - 17 KNEE

Knee Arthritis
Anterior Knee Pain
Medial Knee Pain
Baker's Cyst

2:15 - 3:45 PM

18 - 22 HIP

Hip Arthritis
Hip Bursitis & Tendonitis
Gluteus Trigger Points
Lumbar Trigger Points
SI Joint Arthritis

3:45 PM - 4:30 PM

23 - # 25 FOOT & ANKLE

Ankle Sprain
Plantar Fasciitis
Achilles Tendonitis



LEVEL 150 - TOP 25 INJECTIONS

DAY 2 - CADAVER INJECTIONS & FINAL EXAM

**LEVEL 150
Top 25
Injections**
REQUIRES: Top 10
or Similar Skill Level

DAY 1 - SCANNING FOR THE TOP 25
Top 25 Injections in Any Family Practice or
Sport Medicine Clinic

DAY 2 - SCANNING & CADAVER TRAINING
4 Hr of Cadaver Top 25 Injection Training
Final Exam & Top Tips

8:30 AM - 12:30 PM

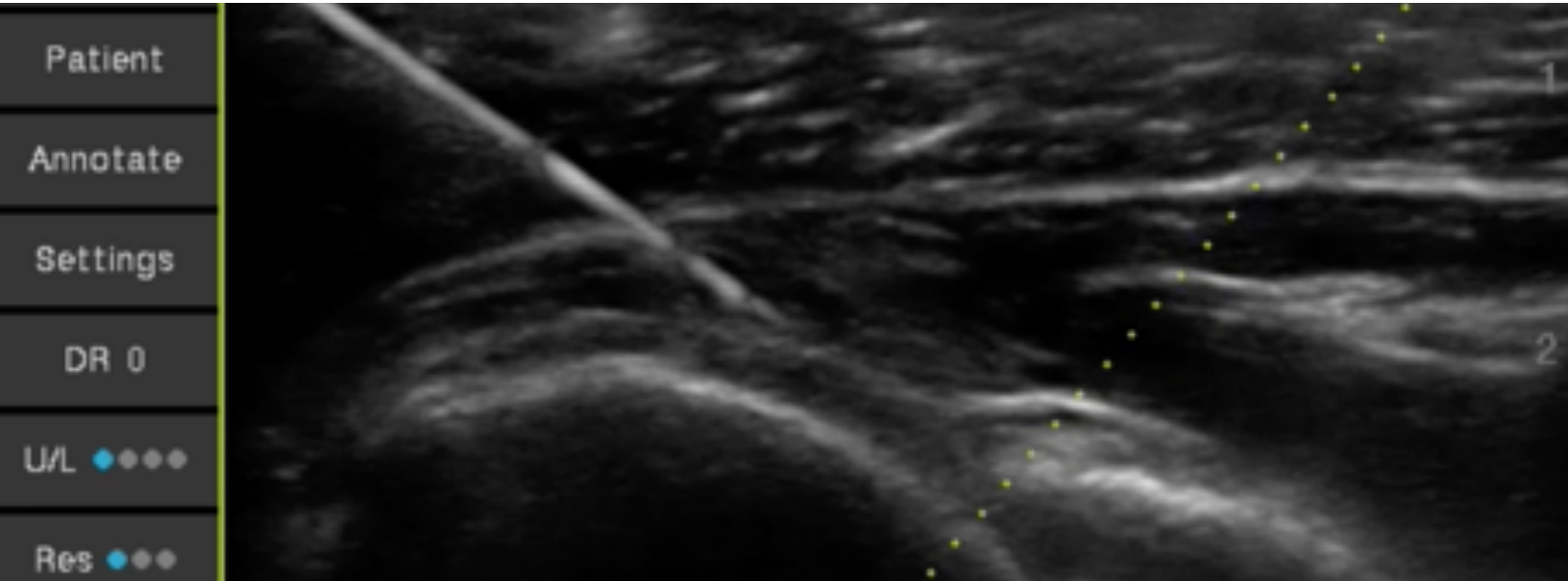
CADAVER INJECTION TRAINING FOR THE TOP 25

Subacromial/deltoid Bursitis Supraspinatus Tendon Tears LHB Tendonitis AC Joint Separations Glenohumeral Arthritis Frozen Shoulder Trapezius Trigger Points Lateral Elbow Tendonitis Medial Elbow Tendonitis	Elbow Arthritis Thumb Arthritis Wrist Tendonitis Trigger Finger Knee Arthritis Anterior Knee Pain Medial Knee Pain Baker's Cyst	Hip Arthritis Hip Bursitis & Tendonitis Gluteus Trigger Points Lumbar Trigger Points SI Joint Arthritis Ankle Sprain Plantar Fasciitis Achilles Tendonitis
--	--	---

PROVIDED LUNCH 12:30 - 1:30 PM

1:30 PM - 4:30 PM

<p>SCANNING FINAL EXAM</p> Patient Positioning US-Machine Positioning Table Height Positioning Optimizing the Image Needle Entry Positions Finding the Needle	<p>TOP TIPS</p> Safety First Patient Selection Product Selection Timing of Treatments Managing Patient Expectations Turning Your Patients in to Loyal Clients
---	---



LEVEL 200 - LIGAMENTS FOR PROLO & PRP

DAY 1 - ADVANCED LIGAMENT SCANNING

LEVEL 200
Ligaments for
Prolo & PRP
 REQUIRES: Top 25
 or Similar Skill Level

DAY 1 - ADVANCED LIGAMENT SCANNING
 To Treat with Prolotherapy, PRP & Cortisone
 Shoulder, Elbow, Wrist, Hip, Knee, Ankle & Spine

DAY 2 - SCANNING & CADAVER TRAINING
 4 Hr of Cadaver Ligament Injection Training
 Final Exam & Top Tips

9:00 AM - 10:30 AM

SHOULDER

AC Ligaments
 SC Ligaments
 Coracohumeral
 Glenohumeral Ligaments

10:30 AM - 11:30 AM

SPINE

Costo-transverse
 Facet joints
 Sacroiliac
 Iliolumbar
 Sacrotuberous

11:30 AM - 12:30 PM

ELBOW, HAND & WRIST

UCL & RCL
 Annular Ligament
 TFCC
 Scapholunate
 Radioscaphoid
 Distal Radio-Ulnar

WORKING LUNCH 12:30 - 1:30 PM

LIGAMENT INJURIES & THEIR INTERVENTIONS: WHAT WE USE & WHEN

REHABILITATION, CORTISONE, PROLOTHERAPY, PRP, SURGERY

1:30 - 2:30 PM

Hip & Knee

Ischiofemoral
 Iliofemoral
 Pubic Symphysis
 Knee MCL
 Knee LCL

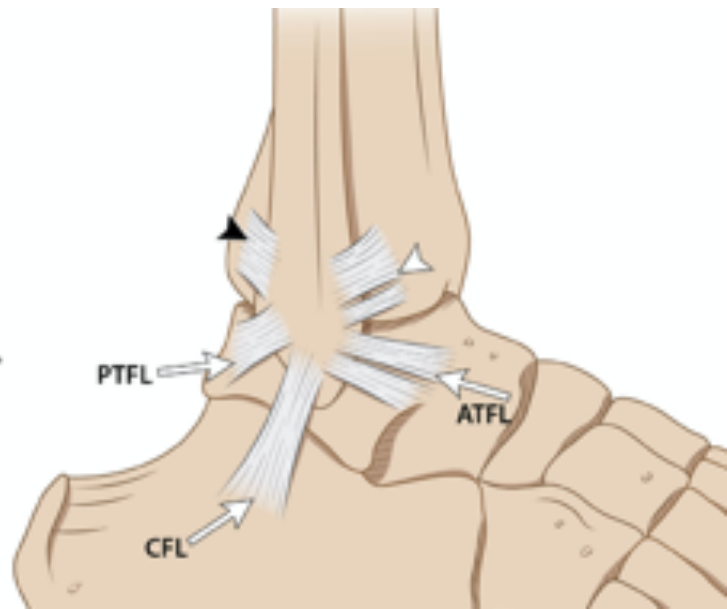
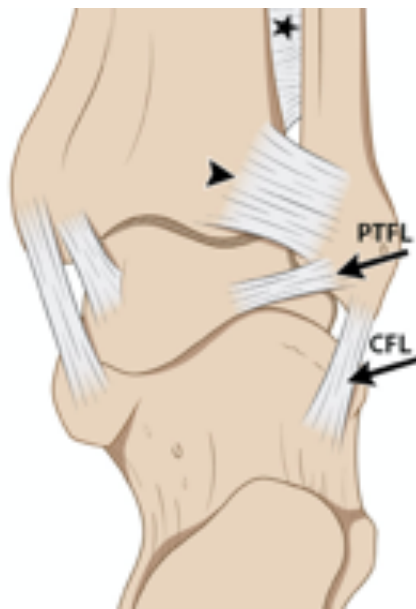
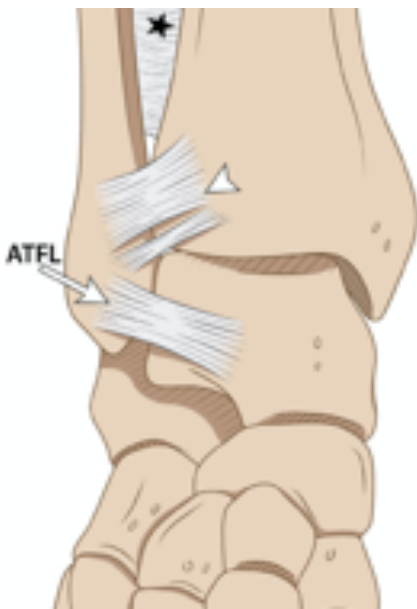
2:30 - 3:30 PM

Foot & Ankle

Lateral Ankle
 Medial Ankle
 Mid foot
 Bunion

3:30 PM- 4:30 PM

Full Review
and
Practice Your
Own Priorities



LEVEL 200 - LIGAMENTS FOR PROLO & PRP

DAY 2 - CADAVER INJECTIONS & FINAL EXAM

LEVEL 200
Ligaments for
Prolo & PRP
 REQUIRES: Top 25
 or Similar Skill Level

DAY 1 - ADVANCED LIGAMENT SCANNING
 To Treat with Prolotherapy, PRP & Cortisone
 Shoulder, Elbow, Wrist, Hip, Knee, Ankle & Spine

DAY 2 - SCANNING & CADAVER TRAINING
 4 Hr of Cadaver Ligament Injection Training
 Final Exam & Top Tips

8:30 AM - 12:30 PM

CADAVER LIGAMENT INJECTION TRAINING

AC Ligaments
 SC Ligaments
 Coracohumeral
 Glenohumeral Ligaments
 Costo-transverse
 Facet joints
 Sacroiliac
 Iliolumbar

Sacro-tuberous
 UCL & RCL
 Annular Ligament
 TFCC
 Scapholunate
 Radioscaphoid
 Distal Radio-Ulnar
 Ischiofemoral

Iliofemoral
 Pubic Symphysis
 Knee MCL
 Knee LCL
 Lateral Ankle
 Medial Ankle
 Mid foot
 Bunion

PROVIDED LUNCH 12:30 - 1:30 PM

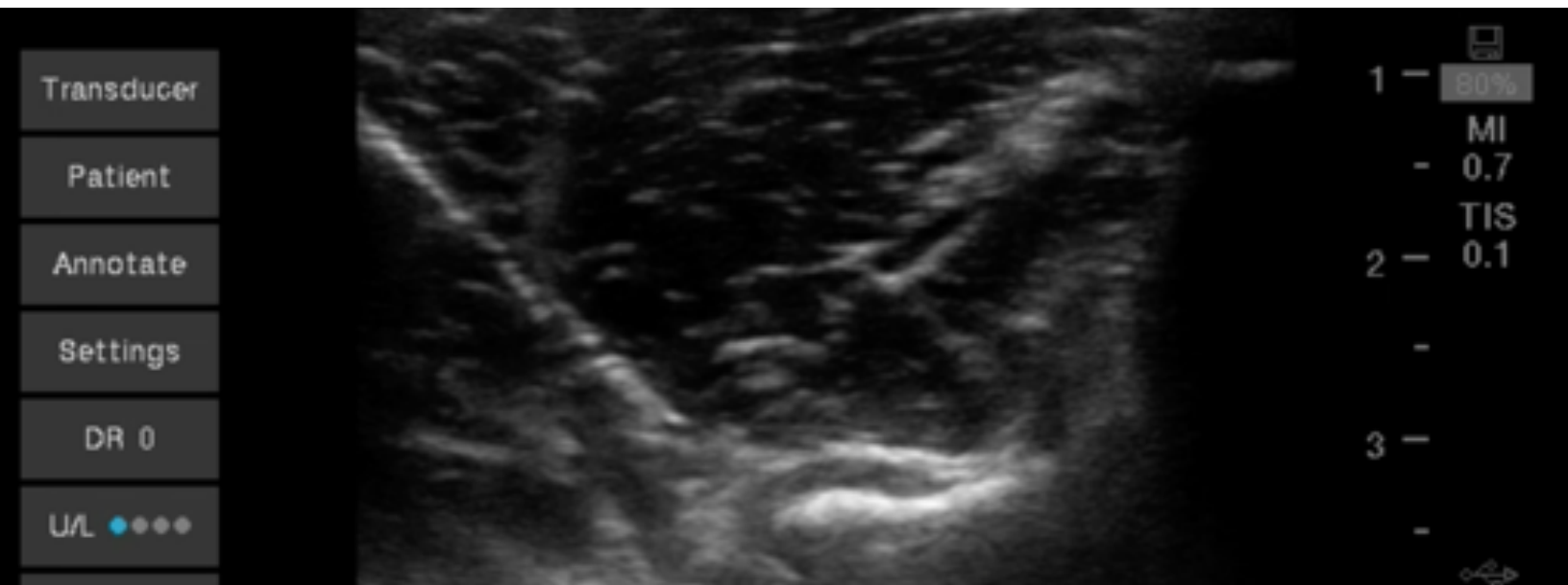
1:30 PM - 4:30 PM

SCANNING FINAL EXAM

Patient Positioning
 US-Machine Positioning
 Table Height Positioning
 Optimizing the Image
 Needle Entry Positions
 Finding the Needle

TOP TIPS

Safety First
 Patient Selection
 Product Selection
 Timing of Treatments
 Managing Patient Expectations
 Turning Your Patients in to Loyal Clients



LEVEL 200 - TENDONS FOR PROLO & PRP

DAY 1 - ADVANCED TENDON SCANNING

LEVEL 250 Tendons for Prolo & PRP

REQUIRES: Top 25
or Similar Skill Level

DAY 1 - ADVANCED TENDON SCANNING
To Treat with Prolotherapy, PRP & Cortisone
Shoulder, Elbow, Wrist, Hip, Knee, Ankle

DAY 2 - SCANNING & CADAVER TRAINING
4 Hr of Cadaver Tendon Injection Training
Final Exam & Top Tips

9:00 AM - 10:30 AM

SHOULDER

Supraspinatus
Infraspinatus
Subscapularis
Long Head of Biceps
Short Head of Biceps

10:30 AM - 11:30 AM

ELBOW

Distal Biceps
Flexors
ECRB
ECRL
Extensors
Supinator

11:30 AM - 12:30 PM

HAND & WRIST

De Quervain's & Intersection
Extensor Compartments 1-6
Flexor Compartments
Finger Pulleys
Trigger Finger

WORKING LUNCH 12:30 - 1:30 PM

LIGAMENT INJURIES & THEIR INTERVENTIONS: WHAT WE USE & WHEN

REHABILITATION, CORTISONE, PROLOTHERAPY, PRP, SURGERY

1:30 - 2:30 PM

Hip

Iliopsoas
Rectus Femoris
Adductors
Gluteus Min & Med
Proximal IT Band
Conjoined Hamstring Tendon

2:30 - 3:30 PM

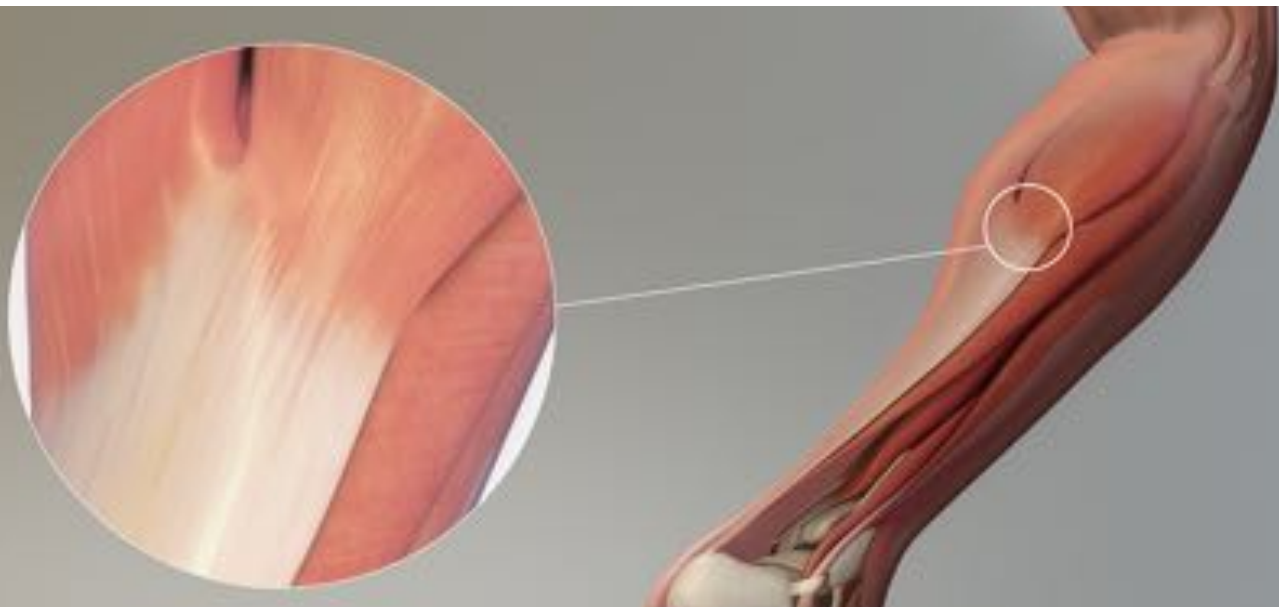
Knee

Distal Hamstrings
Fabella Syndrome
Gastrocnemius Tendons
Popliteus Tendon

3:30 - 4:30

Achilles Tendon

Plantaris Tendon
Flexor Digitorum Brevis
Tibialis Posterior
Tarsal Tunnel Syndrome
Toe Flexor Tendons



LEVEL 200 - TENDONS FOR PROLO & PRP

DAY 2 - CADAVER INJECTIONS & FINAL EXAM

LEVEL 250
Tendons for
Prolo & PRP

REQUIRES: Top 25
or Similar Skill Level

DAY 1 - ADVANCED TENDON SCANNING
To Treat with Prolotherapy, PRP & Cortisone
Shoulder, Elbow, Wrist, Hip, Knee, Ankle

DAY 2 - SCANNING & CADAVER TRAINING
4 Hr of Cadaver Tendon Injection Training
Final Exam & Top Tips

8:30 AM - 12:30 PM

CADAVER TENDON INJECTION TRAINING

Supraspinatus	ECRL	Iliopsoas	Achilles Tendon
Infraspinatus	Extensors	Rectus Femoris	Plantaris Tendon
Subscapularis	Supinator	Adductors	Flexor Dig. Brevis
Long Head of Biceps	De Quervains & Int.	Gluteus Minimus	Plantar Fascia Medial
Short Head of Biceps	Ext. Compartments 1-6	Gluteus Medius	& Lateral Bands
Distal Biceps	Flexor Compartments	Conjoined Hamstring	Tibialis Posterior
Flexors	Finger Pulleys	Proximal & Distal IT	Tarsal Tunnel
ECRB	Trigger Finger	Pes Anserinus	Toe Flexor Tendons

PROVIDED LUNCH 12:30 - 1:30 PM

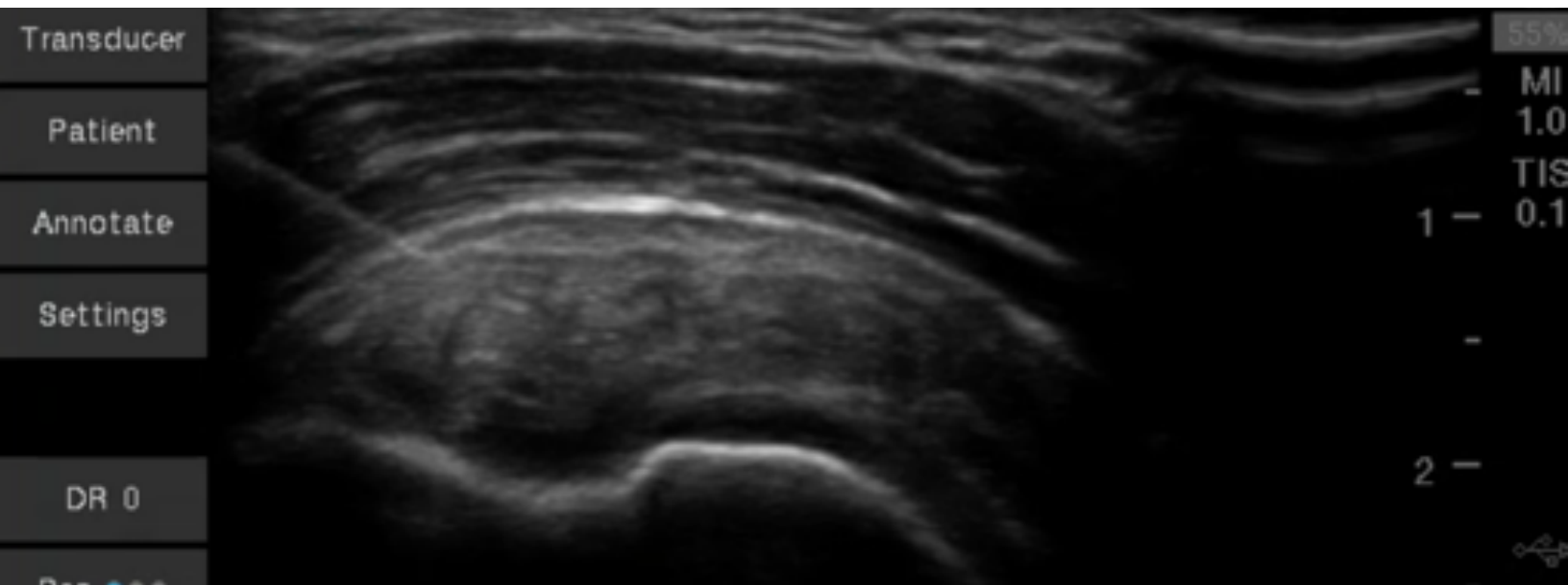
1:30 PM - 4:30 PM

SCANNING FINAL EXAM

Patient Positioning
US-Machine Positioning
Table Height Positioning
Optimizing the Image
Needle Entry Positions
Finding the Needle

TOP TIPS

Safety First
Patient Selection
Product Selection
Timing of Treatments
Managing Patient Expectations
Turning Your Patients in to Loyal Clients



LEVEL 300 - TOP 20 NERVE INJECTIONS

DAY 1 - ADVANCED NERVE SCANNING

LEVEL 300
Top 20 Nerves
 REQUIRES: Top 25
 or Similar Skill Level

DAY 1 - TOP 20 NERVE INJECTIONS
 for Pain Management
Trunk, Upper and Lower Extremities

DAY 2 - SCANNING & CADAVER TRAINING
 4 Hr of Cadaver Nerve Injection Training
 Final Exam & Top Tips

9:00 AM - 10:00 AM

TOP 20 NERVES:
WHAT TO CHOOSE & WHEN

Hydrodissection
 Lidocaine / Marcaine
 Cortisone
 Dextrose
 PRP
 Surgery

10:00 AM - 11:30 AM

#1-5 ARM, HAND & WRIST

US Anatomy of:

Carpal Tunnel / Median Nerve
 Elbow Pain / Ulnar Nerve
 Superficial Radial Nerve
 Supinator Syndrome
 Arm Pain / Radial Nerve

11:30 AM - 12:30 PM

#6-10 SHOULDER

US Anatomy of the:

Shoulder Pain / Suprascapular
 Scapular Pain / Dorsal Scapular
 Quadrilateral Space Syndrome
 Trapezius Trigger Points

PROVIDED LUNCH 12:30 - 1:00 PM

1:00 PM - 2:30 PM

#11-15 KNEE, ANKLE & FOOT

Knee & Calf / Peroneal (Fibular)
 Saphenous Nerve
 Knee Genicular Nerves
 Foot Pain / Morton's Neuroma
 Tarsal Tunnel
 Baxter's Neuroma

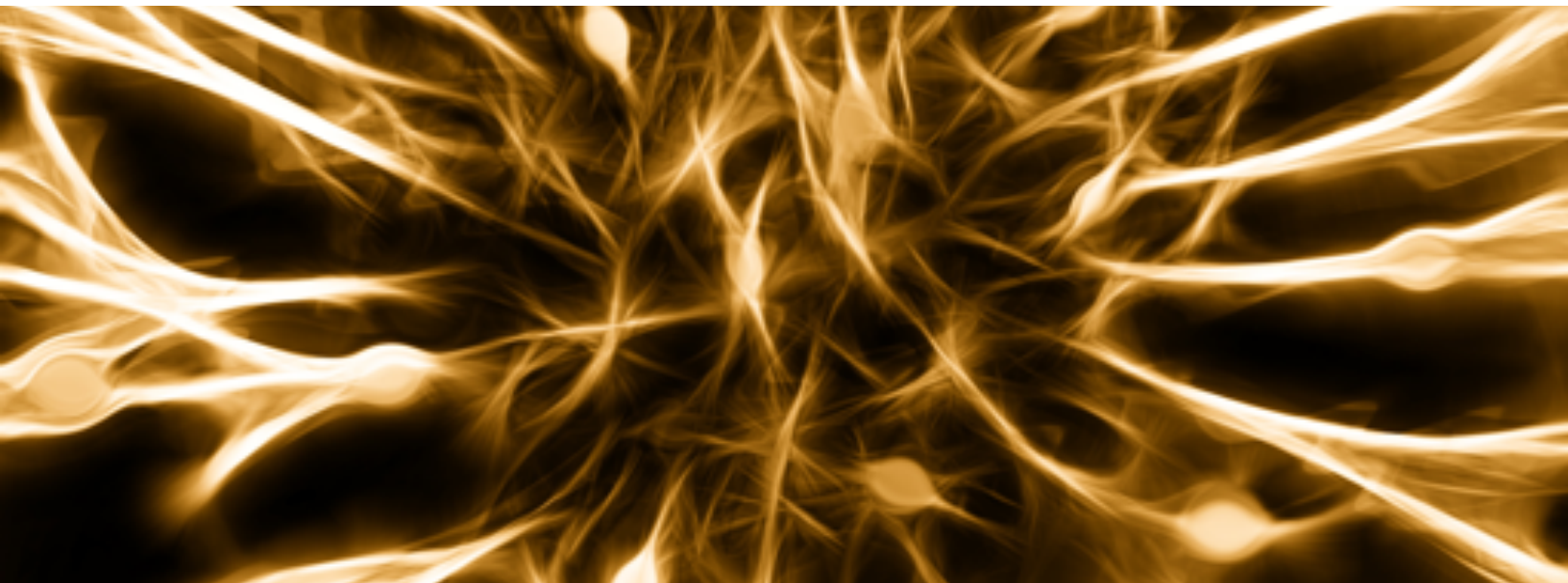
2:30 PM - 3:30 PM

#16-20 TRUNK, HIP & THIGH

Intercostal Nerve Pain
 Ilioinguinal Nerve Pain
 Lateral Thigh Pain / LFCN
 Piriformis Syndrome / Sciatic
 Low Back Pain / Cluneal Nerves

3:30 PM- 4:30 PM

Full Review
and
Practice Your
Own Priorities



LEVEL 300 - TOP 20 NERVE INJECTIONS

DAY 2 - CADAVER INJECTIONS & FINAL EXAM

LEVEL 300
Top 20 Nerves
 REQUIRES: Top 25
 or Similar Skill Level

DAY 1 - TOP 20 NERVE INJECTIONS
 for Pain Management
Trunk, Upper and Lower Extremities

DAY 2 - SCANNING & CADAVER TRAINING
 4 Hr of Cadaver Nerve Injection Training
 Final Exam & Top Tips

8:30 AM - 12:30 PM

CADAVER INJECTION TRAINING FOR THE TOP 25

Carpal Tunnel / Median Nerve
 Elbow Pain / Ulnar Nerve
 Superficial Radial Nerve
 Supinator Syndrome
 Arm Pain / Radial Nerve
 Shoulder Pain / Suprascapular
 Scapular Pain / Dorsal Scapular

Quadrilateral Space Syndrome
 Trapezius Trigger Points
 Knee & Calf / Peroneal (Fibular)
 Saphenous Nerve
 Knee Genicular Nerves
 Foot Pain / Morton's Neuroma
 Tarsal Tunnel

Baxter's Neuroma
 Intercostal Nerve Pain
 Ilioinguinal Nerve Pain
 Lateral Thigh Pain / LFCN
 Piriformis Syndrome / Sciatic
 Low Back Pain / Cluneal Nerves

PROVIDED LUNCH 12:30 - 1:00 PM

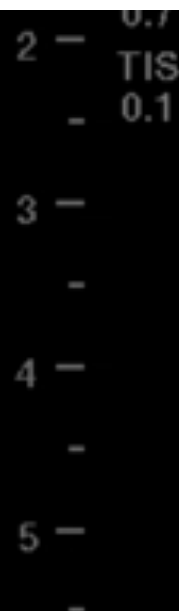
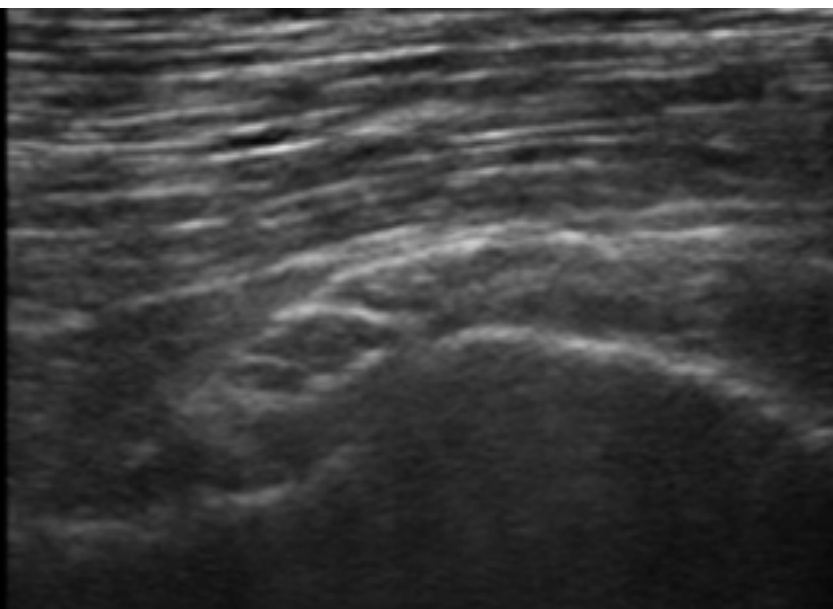
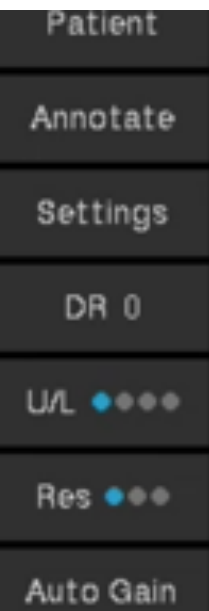
1:30 PM - 4:30 PM

SCANNING FINAL EXAM

Patient Positioning
 US-Machine Positioning
 Table Height Positioning
 Optimizing the Image
 Needle Entry Positions
 Finding the Needle

TOP TIPS

Safety First
 Patient Selection
 Product Selection
 Timing of Treatments
 Managing Patient Expectations
 Turning Your Patients in to Loyal Clients



**WILL TRAVEL
ANYWHERE
IN CANADA**

CUSTOM WORKSHOPS FOR ORTHO, PHYSIATRY & SPORT MEDICINE

**Custom
Workshops**
Ortho, PM&R,
or Sport Med

Example:

**AM SESSION - 3 Hours of Scanning for
Visco and PRP injections for
Hip, Knee, Shoulder and Elbow OA**

Example:

**PM SESSION - 3 Hrs of US-Guided
Cadaver Injection Training**

9 - 10:30 AM

SHOULDER

20m Presentation & 70m Scanning

Fundamentals Targets

LONG HEAD OF BICEPS & SUBSCAP
ACJ & SUBACROMIAL BURSA
SUPRASPINATUS & INFRASPINATUS
POSTERIOR GHJ & SPINOGLYNOID

Advanced Targets

BICEPS FULL LENGTH
TRICEPS FULL LENGTH
PEC MAJOR & MINOR
CORACOID TENDONS & LIGS
RADIAL NV. AT HUMERUS
AXILLARY POUCH & CHL FOR ADH.CAPS.
ALL DELTOID & SUBDELTOID BURSA

10:30 - 11:45 AM

KNEE

20m Presentation & 55m Scanning

Fundamentals Targets

QUADS & PAT TENDON & RECESSES
MEDIAL JOINT & PES ANSERINUS
LATERAL JOINT LINE & ITB
POPLITEAL FOSSA & BAKER'S CYST

Advanced Targets

RECTUS FEMORIS
VASTUS MED, LAT, INT
BICEPS FEMORIS
SEMIMEMB & SEMITEND
SARTORIUS & GRACILIS
ADDUCTORS & SAPHENOUS NV.
TIB-FIB JOINT & COMM. PERON. NV.

11:45 - 12:30 PM

WRIST

10m Presentation & 35m Scanning

Fundamentals Targets

DRUJ & SCAPHOLUNATE
RADIOCAPHOID & TFCC
1ST CMC & MCP
MEDIAN NV. AT CARPAL TUNNEL

Advanced Targets

EXTENSOR COMP. 1-6
GUYON'S CANAL
CARPAL TUNNEL CONTENTS
FLEXOR CARPI ULNARIS
TRIGGER FINGER
FINGER PULLEYS

WORKING LUNCH 12:30 - 1:30 PM

CLINICAL CONDITIONS & THEIR INTERVENTIONS: WHAT WE USE & WHEN

REHABILITATION, CORTISONE, VISCO/HA, NERVE BLOCKS,
HIGH VOLUME INJECTION, PROLOTHERAPY, PRP, SURGERY

1:30 - 2:30 PM

ELBOW

15m Presentation & 45m Scanning

Fundamentals Targets

COMMON EXTENSOR & FEXOR TEND.
RADIAL & ULNAR COLLATERAL LIGS.
ULNAR NV. & CUBITAL TUNNEL
OLECRANON FOSSA & BURSA

Advanced Targets

ECRL & ECRB
BRACHIALIS
BRACHIODRADIALIS
DISTAL BICEPS PRONATOR
SUPINATOR & PIN
FLEXOR DIGITORUM

2:30 - 4 PM

ANKLE

20m Presentation & 70m Scanning

Fundamentals Targets

ATFL & AITFL & ANTERIOR JOINT
PERONEUS BREVIS, LONGUS & CFL
TIBIALIS ANT, POST TARSAL TUNNEL
DELTOID, ACHILLES

Advanced Targets

PLANTARIS & PERONEAL TENDONS
PLANTAR FASCIA MAIN & LATERAL
METATARSALGIA & MORTON'S
TARSAL TUNNEL & SINUS TARSI
KNOT OF HENRY
TIBIAL NV. & SUP. PERONEAL NV.

4 - 5 PM

HIP


15m Presentation & 45m Scanning

Fundamentals Targets

GREATER TROCHANTER FACETS
GLUTEUS MAXIMUS, MED & MIN
BURSAE OF THE HIP
HIP JOINT

Advanced Targets

ILIACUS & PSOAS TENDONS
SI JOINT - FIBROUS & SYNOVIAL
HIP CAPSULAR LIGAMENTS (A&P)
HAMSTRING & ADDUCTOR ORIGINS
RECTUS ABD/ADDUCTOR TEAR/HERNIA
LATERAL FEM. CUT NV.



**CADAVER LABS
IN CALGARY,
HAMILTON AND
TORONTO**

CUSTOM CADAVER WORKSHOPS FOR VISCOSUPPLEMENTATION & PRP

**1-Day
WORKSHOPS**

1-DAY CADAVER WORKSHOPS FOR VISCOSUPPLEMENTS & PRP

Learn Proven Treatment Protocols. Brief Presentations with 1 US Machine : 2 Attendees
Learn how to accurately injection Visco and PRP into the joint space 100% of the time.

9 - 9:30AM

TOP 10 SMUC PROTOCOLS WHAT TO CHOOSE... AND WHEN

With your vast knowledge of MSK medicine, learn the SMUC patient management protocols you need to help your patients find lasting pain relief and build a panel of repeat clients.

9:30 - 10:15 AM

SCANNING PRACTICE: SHOULDER VISCO & PRP

Glenohumeral OA
RTC Pain

11:00 - 11:45 PM

SCANNING PRACTICE: HIP VISCO & PRP

HIP OA
Gluteal Tendon Pain

10:15 - 11:00 AM

SCANNING PRACTICE: KNEE VISCO VISCO & PRP

Knee OA
Medial & Lateral Joint Line Pain

11:45 - 12:15 PM

SCANNING PRACTICE: ELBOW VISCO & PRP

Elbow OA
Medial & Lateral Tendon Pain

GRAB & GO LUNCH 12:15 - 1 PM

1 PM - 4 PM

CADAVER INJECTION TRAINING FOR VISCO & PRP FOR:

Glenohumeral OA

Hip OA

RTC Pain

Gluteal Tendon Pain

Knee OA

Elbow OA

Medial & Lateral Joint Line Pain

Medial & Lateral Tendon Pain

Patient

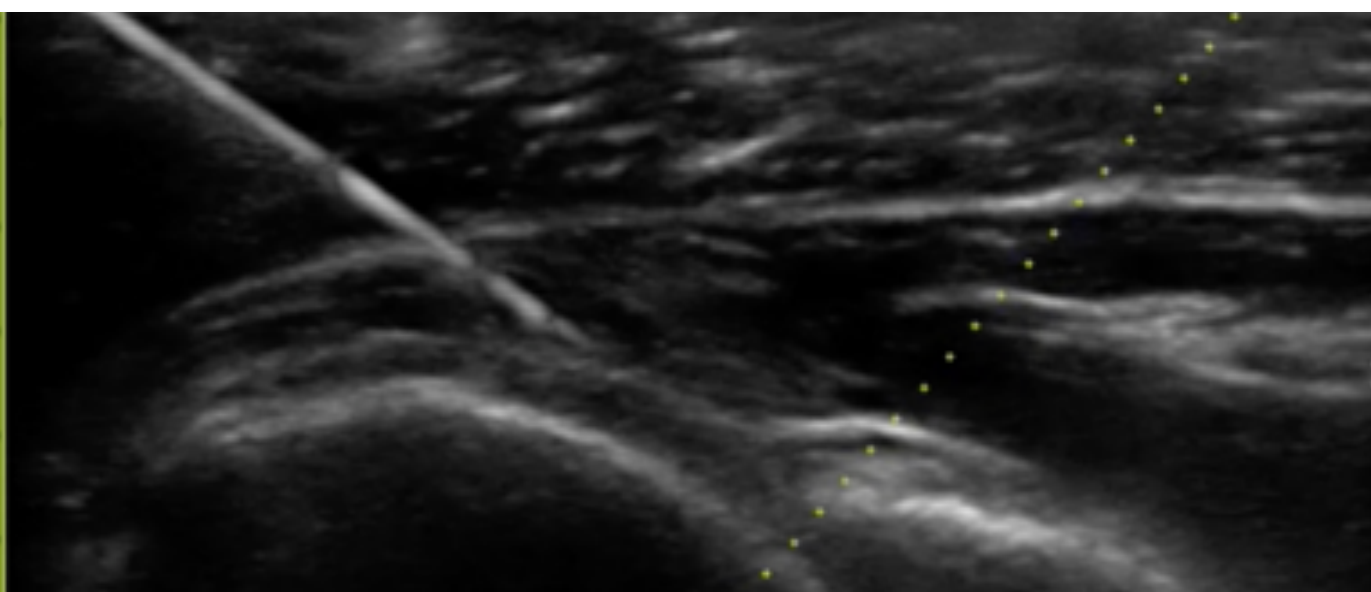
Annotate

Settings

DR 0

U/L ●●●●

Res ●●●



S P O R T M E D I C I N E
U L T R A S O U N D
C A N A D A



MSK Ultrasound Scanning & Injection Training for
Sport Medicine Physicians
Family Medicine Physicians
Emergency Room Physicians
Physical Medicine Physicians
Orthopedic Surgeons



- **DR. MICHAEL GALBRAITH, DO, CCFP (SEM)**
 - 1000 SCANS EACH YEAR
 - 3000 INJECTIONS EACH YEAR
- *My Sports Medicine fellowship at the University of Notre Dame provided amazing experiences to learn both diagnostic MSK ultrasound and guided interventions.*
- *I believe there is a need for young physicians to have a comprehensive Continuing Education program to learn the fundamentals of ultrasound. I believe our "Foundations" program can help fill that need.*
- *MSK ultrasound is the future of our specialty. I truly believe we can deliver a better service to our patients if we can dedicate ourselves to mastering this powerful skill*
- **DR. FRANK JOHNSON, MD, CCFP (SEM), RMSK Certification**
 - 3000 SCANS EACH YEAR
 - 10,000 INJECTIONS EACH YEAR
- *After spending more than 8 years flying all over the USA and Mexico for prolotherapy, PRP and Stem Cell courses, I was still handcuffed by my lack of US skills.*
- *I finally found a comprehensive continuing education ultrasound training program in the UK. I spent the summer of 2017 flying to London 7 times for the program but it was worth every penny!*
- *By using our formula, you can radically accelerate your learning, but it takes desire and a dedication to scan almost every day.*