



CALL FOR PROJECTS BY THE NUMBERS

110 Applications Received!!!!

Total Cost of All Projects:
\$1,347,432,629.00

Average	\$12,766,144.71
Median	\$4,397,198.00
Lowest	\$64,300.00
Highest	\$150,000,000.00

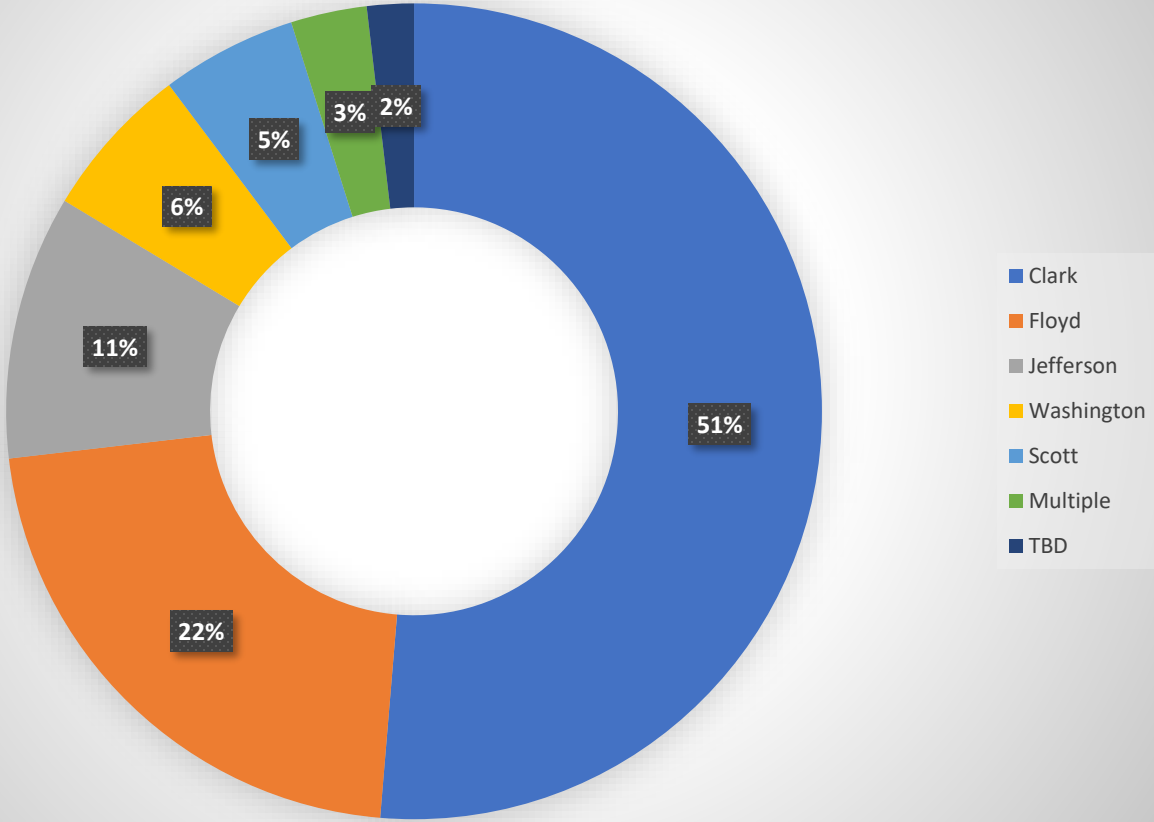
Total READI Funding Request:
\$419,732,199.00

Average	\$3,922,730.83
Median	\$2,000,000.00
Lowest	\$32,150.00
Highest	\$43,700,000.00

Match

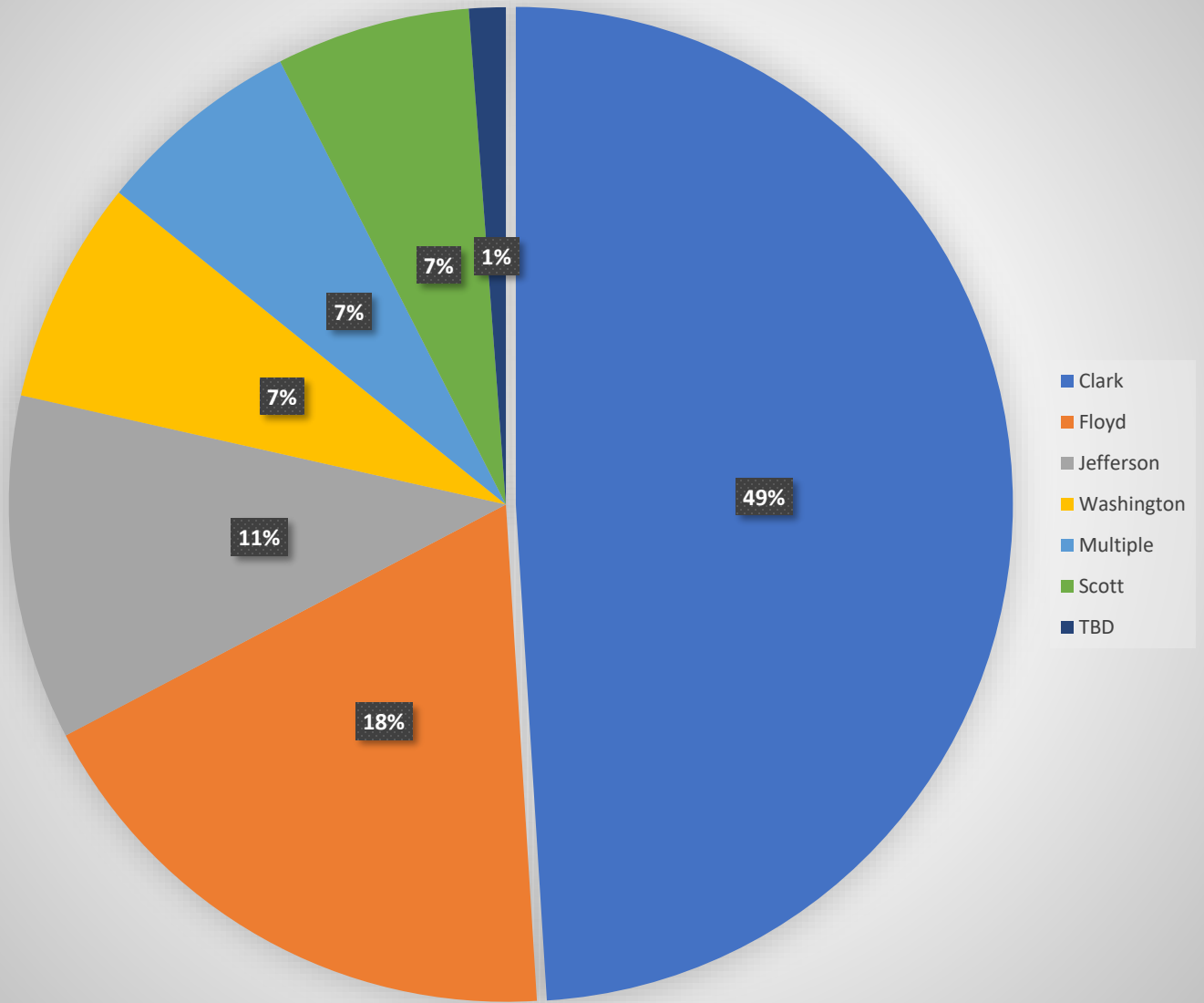
Average	51%
Median	50%
Lowest	6%
Highest	100%

County Total Project Cost

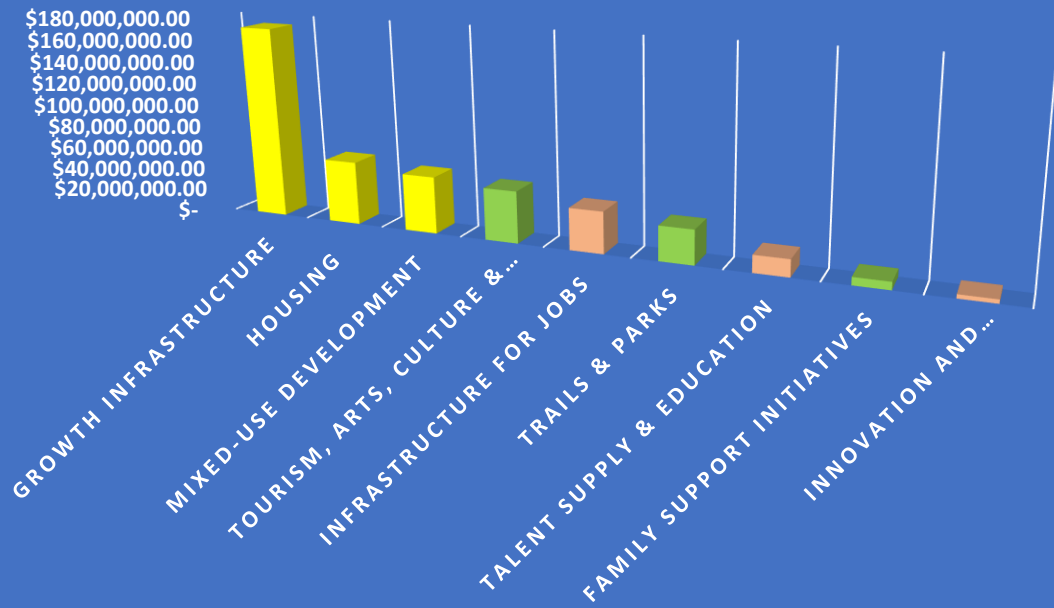


Clark	\$	691,561,051.00
Floyd	\$	294,104,895.00
Jefferson	\$	141,175,988.00
Washington	\$	82,491,695.00
Scott	\$	72,499,000.00
Multiple	\$	40,600,000.00
TBD	\$	25,000,000.00

Per County READI Request



Clark	\$	205,689,850.00
Floyd	\$	76,839,035.00
Jefferson	\$	47,070,388.00
Washington	\$	30,522,926.00
Multiple	\$	28,120,000.00
Scott	\$	26,490,000.00
TBD	\$	5,000,000.00

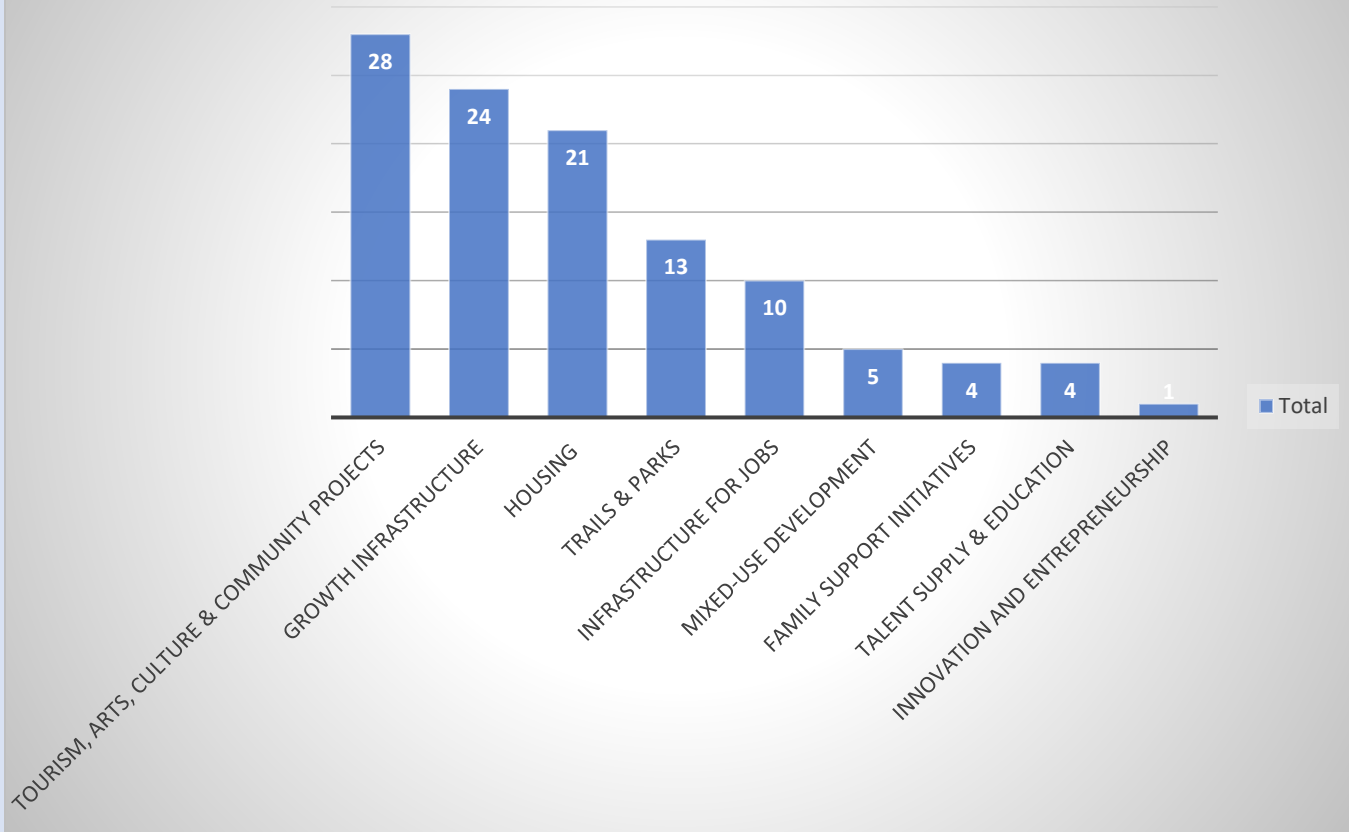


Quality of Place: ① = \$279.6M
 Quality of Life: ② = \$84M
 Quality of Opportunity: ③ = \$56M

PER PROJECT TYPE

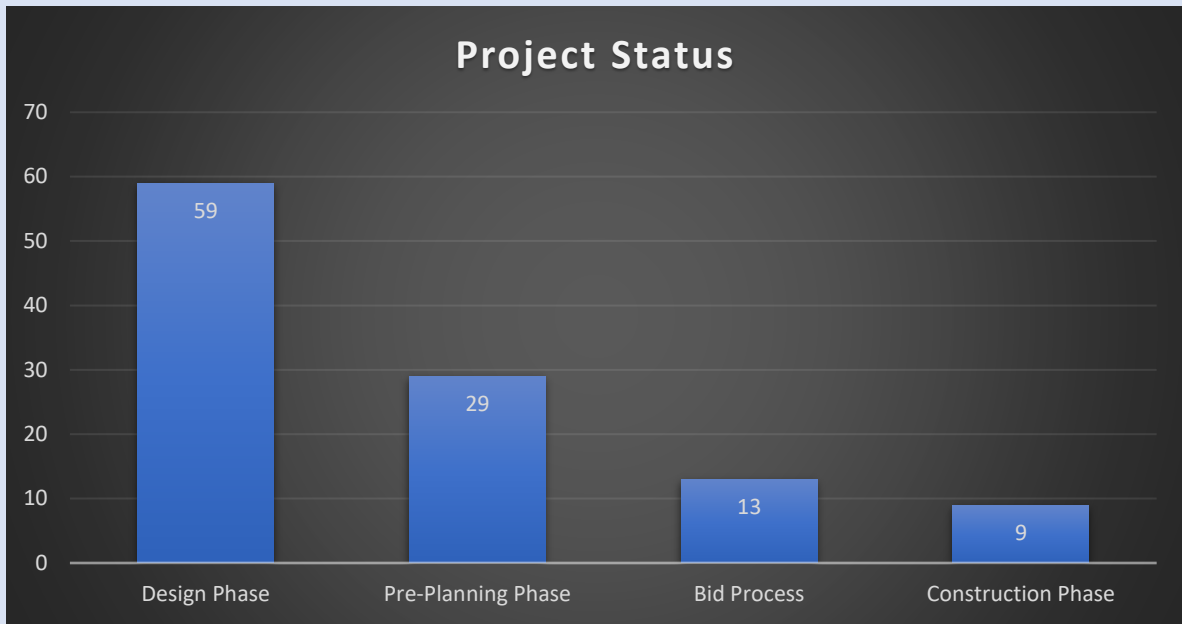
Growth Infrastructure	\$ 171,869,300.00
Housing	\$ 56,785,940.00
Mixed-use Development	\$ 51,000,000.00
Tourism, Arts, Culture & Community Projects	\$ 46,362,664.00
Infrastructure for Jobs	\$ 37,180,400.00
Trails & Parks	\$ 30,722,245.00
Talent Supply & Education	\$ 15,350,000.00
Family Support Initiatives	\$ 6,961,650.00
Innovation and Entrepreneurship	\$ 3,500,000.00

Project Types



Tourism, Arts, Culture & Community Projects	28
Growth Infrastructure	24
Housing	21
Trails & Parks	13
Infrastructure for Jobs	10
Mixed-use Development	5
Family Support Initiatives	4
Talent Supply & Education	4
Innovation and Entrepreneurship	1

	Tourism, Arts, Culture & Community Projects	Growth Infrastructure	Housing	Trails & Parks	Infrastructure for Jobs	Mixed-use Development	Talent Supply & Education	Family Support Initiatives	Innovation and Entrepreneurship
Clark	7	12	2	3	3	3	3	1	
Washington	7	3	7	4	2			1	1
Jefferson	7	3	4	1	2	1	1		
Floyd	5	3	2	4	2	1		1	
Scott	2	2	5		1			1	



Clark	Design Phase	19
	Pre-Planning Phase	8
	Bid Process	5
	Construction Phase	2
Clark Total		34
Floyd	Design Phase	7
	Bid Process	5
	Construction Phase	4
	Pre-Planning Phase	2
Floyd Total		18
Jefferson	Design Phase	14
	Pre-Planning Phase	4
	Bid Process	1
Jefferson Total		19
Multiple	Pre-Planning Phase	1
	Design Phase	1
Multiple Total		2
Scott	Design Phase	6
	Pre-Planning Phase	5
Scott Total		11
TBD	Design Phase	1
TBD Total		1
Washington	Design Phase	11
	Pre-Planning Phase	9
	Construction Phase	3
	Bid Process	2
Washington Total		25
Grand Total		110

Housing Types

