

PRECONFIGURED DIESEL GENERATOR SETS



Features and Benefits

Robust product design and testing - The generator is designed to operate under extreme environmental conditions. The generator is tested and certified per the latest EPA and UL standards.

Heavy duty engines - Rugged 4-cycle industrial diesel engines deliver reliable power and fast response to load changes.

Alternator - Several alternator sizes offer selectable motor starting capability with low reactance 2/3 pitch windings, low waveform distortion with non-linear loads and fault clearing short-circuit capability.

Control system - The PowerCommand® 1.1 electronic control is standard equipment and provides total generator set system integration including automatic remote starting/stopping, precise frequency and voltage regulation, alarm and status message display, output metering, auto-shutdown at fault detection.

Cooling system - Standard cooling package provides reliable running at up to 122 °F (50 °C) ambient temperature. Coolant heaters also come standard on generator sets for starting well below freezing.

Enclosures - The aesthetically appealing enclosure incorporates special designs that deliver one of the quietest generators of its kind. Aluminum material plus durable powder coat paint provides the best anti-corrosion performance. The generator set enclosure has been evaluated to withstand 180 mph wind loads in accordance with ASCE 7-10.

Fuel tanks - Two dual wall sub-base fuel tank series are offered as optional features, providing economical and flexible solutions to meet extensive code requirements on diesel fuel tanks.

Model	Model Number	Fuel Tank	Standby 60 Hz	
			kW	kVA
C20 D6	A063P962	None	20	20
C30 D6	A063P964	None	30	30
C50 D6	A063P966	None	50	50
C80D6C	A063P969	None	80	80
C100D6C	A063P987	None	100	100
C20 D6	A063P961	24 Hr.	20	20
C30 D6	A063P963	24 Hr.	30	30
C50 D6	A063P965	24 Hr.	50	50
C80D6C	A063P967	24 Hr.	80	80
C100D6C	A063P977	24 Hr.	100	100

Generator set specifications

Model	C20 D6	C30 D6	C50 D6	C80D6C	C100D6C
Enclosures	Sound Level 1 - Sandstone				
Sound **	68.4	69.7	71	74.6	74.7
Fuel Tank - Usable Volume	46 gals	74 gals	132 gals	260 gals	260 gals
Fuel Consumption – 50% Load	0.97 gph	1.62 gph	2.38 gph	4.00 gph	4.80 gph
Fuel Consumption – 100% Load	1.81 gph	2.81 gph	4.25 gph	7.30 gph	8.90 gph
Controller	PowerCommand 1.1				
Voltage - Phase	120/240 – 1 Phase				
Operating temp. range	-40 °F to +122 °F (-40 °C to +50 °C)				
Circuit Breaker	100 Amps	150 Amps	250 Amps*	400 Amps*	600 Amps*
Battery Charger	Standard – 6A				
Governor reg. class	ISO 8528 Part 1 Class G3				
Voltage regulation, no load to full load	± 1.0%				
Random voltage variation	± 1.0%				
Frequency regulation	Isochronous				
Random freq. variation	± 0.5%				
Radio frequency emissions compliance	FCC code Title 47 part 15 class A and B				

* - Indicates that circuit breaker is adjustable

** - dB(A) measured at 23 ft (7 m) at full rated load

Engine specifications

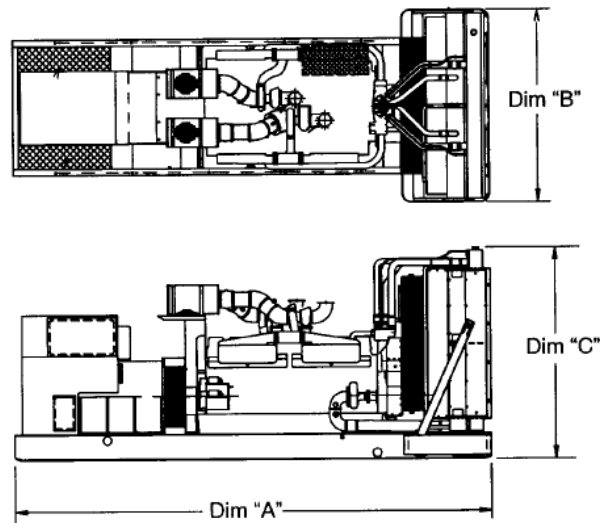
Model	C2 0D6	C30 D6	C50 D6	C80D6C	C100D6C
Engine	D2200	QSB3.3		QSB5	
Displacement	2.20 L (134.1 in³)	3.3 L (199 in³)		4.5 L (272 in³)	
Cylinder block	Cast iron, in-line				
Battery capacity at ambient temperature of 0 °C (32 °F)	550 amps	550 amps	550 amps	2x 850 amps	2x 850 amps
Battery charging alternator	50 amps	40 amps	50 amps	100 amps	100 amps
Starting voltage	12-volt, negative ground	12-volt, negative ground	12-volt, negative ground	2x 12-volt, negative ground	2x 12-volt, negative ground
Lube oil filter type(s)	Spin-on with relief valve				
Rated speed	1800 rpm				

Alternator specifications

Model	C20 D6	C30D6	C50D6	C80D6C	C100D6C
Design	Brushless, 4 pole, drip proof, revolving field				
Stator	2/3 pitch				
Rotor	Direct coupled, flexible disc				
Insulation system	Class H per NEMA MG1-1.65				
Standard temp. rise	120 °C (248 °F) Standby				
Exciter type	Torque match (shunt) with PMG as option				
Alternator cooling	Direct drive centrifugal blower				
AC waveform Total Harmonic Distortion (THDV)	< 5% no load to full linear load, < 3% for any single harmonic				
Telephone Influence Factor (TIF)	< 50 per NEMA MG1-22.43				
Telephone Harmonic Factor (THF)	< 3%				

Accessories

- Battery heater kit
A045R833 (C20D6, C30D6 & C50 D6)
- RS remote in-home display: A053K028
- Remote monitoring device:
PC 500 A059Y211, PC 550 A059Y210
- Base barrier – elevated generator sets
A052U603 (C80 D6C & C100D6C)



This outline drawing is for reference only. See respective model data sheet for specific model outline drawing number.




Do not use for installation design

Model	Tank	Dim "A" mm (in.)	Dim "B" mm (in.)	Dim "C" mm (in.)	Set weight* dry kg (lbs.)	Set weight* wet kg (lbs.)
C20D6	Yes	1830 (72)	864 (34)	1486 (58.5)	637 (1401)	653 (1437)
	No	1830 (72)	864 (34)	1156 (45.5)	494 (1091)	511 (1127)
C30D6	Yes	2384 (93.8)	864 (34)	1537 (60.5)	790 (1738)	811 (1784)
	No	2384 (93.8)	864 (34)	1156 (45.5)	580 (1282)	600 (1328)
C50D6	Yes	2384 (93.8)	864 (34)	1740 (68.5)	1003 (2207)	1024 (2253)
	No	2384 (93.8)	864 (34)	1156 (45.5)	695 (1538)	716 (1584)
C80D6C	Yes	3016 (119)	1016 (40)	2108 (83)	1505 (3309)	1556 (3425)
	No	3016 (119)	1016 (40)	1473 (58)	1136 (2500)	1185 (2614)
C100D6C	Yes	3016 (119)	1016 (40)	2108 (83)	1505 (3309)	1613 (3548)
	No	3016 (119)	1016 (40)	1473 (58)	1136 (2500)	1237 (2729)

* Weights above are average. Actual weight varies with product configuration.

Codes and standards

Codes or standards compliance may not be available with all model configurations – consult factory for availability.

	This generator set is designed in facilities certified to ISO 9001 and manufactured in facilities certified to ISO 9001 or ISO 9002.		The generator set is available Listed to UL 2200, Stationary Engine Generator Assemblies.
	The Prototype Test Support (PTS) program verifies the performance integrity of the generator set design. Cummins products bearing the PTS symbol meet the prototype test requirements of NFPA 110 for Level 1 systems.	U.S. EPA	Engine certified to U.S. EPA SI Stationary Emission Regulation 40 CFR, Part 60.

Warning: Back feed to a utility system can cause electrocution and/or property damage. Do not connect to any building's electrical system except through an approved device or after building main switch is open.

Warranty policy

The Cummins RS liquid cooled generator set models come with a 2-year base warranty when used in EPA-Stationary Emergency application. The RA series Automatic Transfer Switches come with a 2-year base warranty. Extended warranty options are available. Please contact Cummins dealers for details.

After sale support

Largest dealer support network

Cummins generator sets are supported by the best trained and certified dealer network in the industry. This network of knowledgeable dealers will help you select the right generator for your application and advise you on associated accessories for your generator. Cummins dealers can also help answer any questions you may have regarding operation and maintenance requirements of the generators. Certified dealers also offer a complete selection of commonly used generator set maintenance parts and manuals.

Manuals: Operation and installation manuals ship with the generator set. To obtain additional copies or other manuals for this model, see your dealer. To easily locate the nearest certified dealer for Cummins generators in your area, or for more information, contact us at 1-800-344-0039 or visit power.cummins.com.

Cummins Inc.
Box 3005
Columbus, IN 47202-3005
U.S.A.

1-800-CUMMINS™ (1-800-286-6467)
cummins.com

BNAS-6437-EN (7/21)

©2021 Cummins Inc.

