



BUSINESS, GOVERNMENT, & PEOPLE

SPONSORS

BIZPAC is grateful for our underwriting sponsors







BIZPAC set's a legislative agenda

- Municipal
- State
- Federal Level

400 Lobbyist per US elected & appointed official

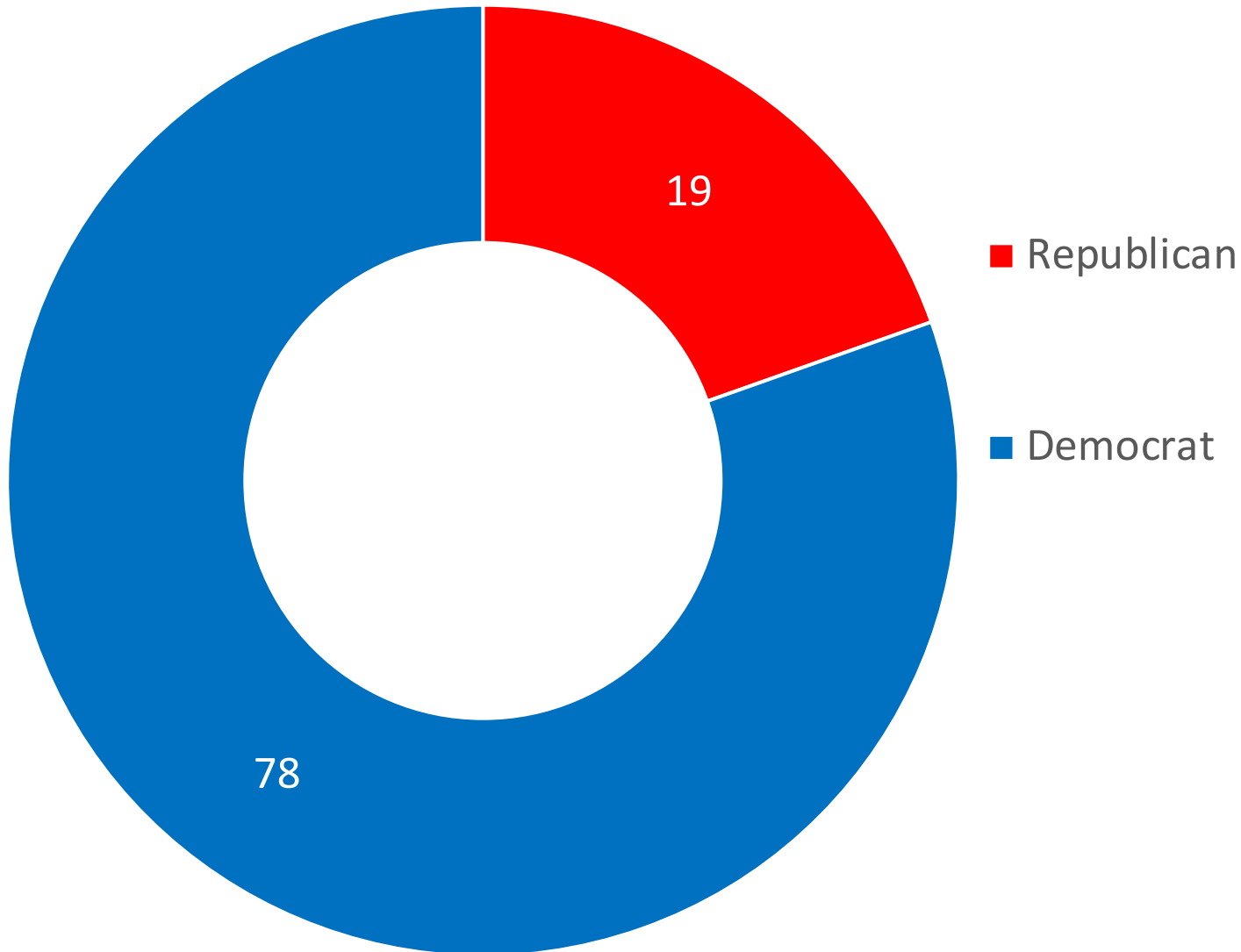
9 Lobbyist per Texas State Level offices

1000's of little municipal payoffs, favors, bone closets, generational corruption

Municipal is by far the most corrupt, highly splintered and most difficult to track



Harris County Offices



Notes:

97 County and State District County Offices (State Dist County elected judges Criminal, Civil, Family, & State School Board)

Not even 1 County Commissioner, Judge or County Administrative office was elected Republican

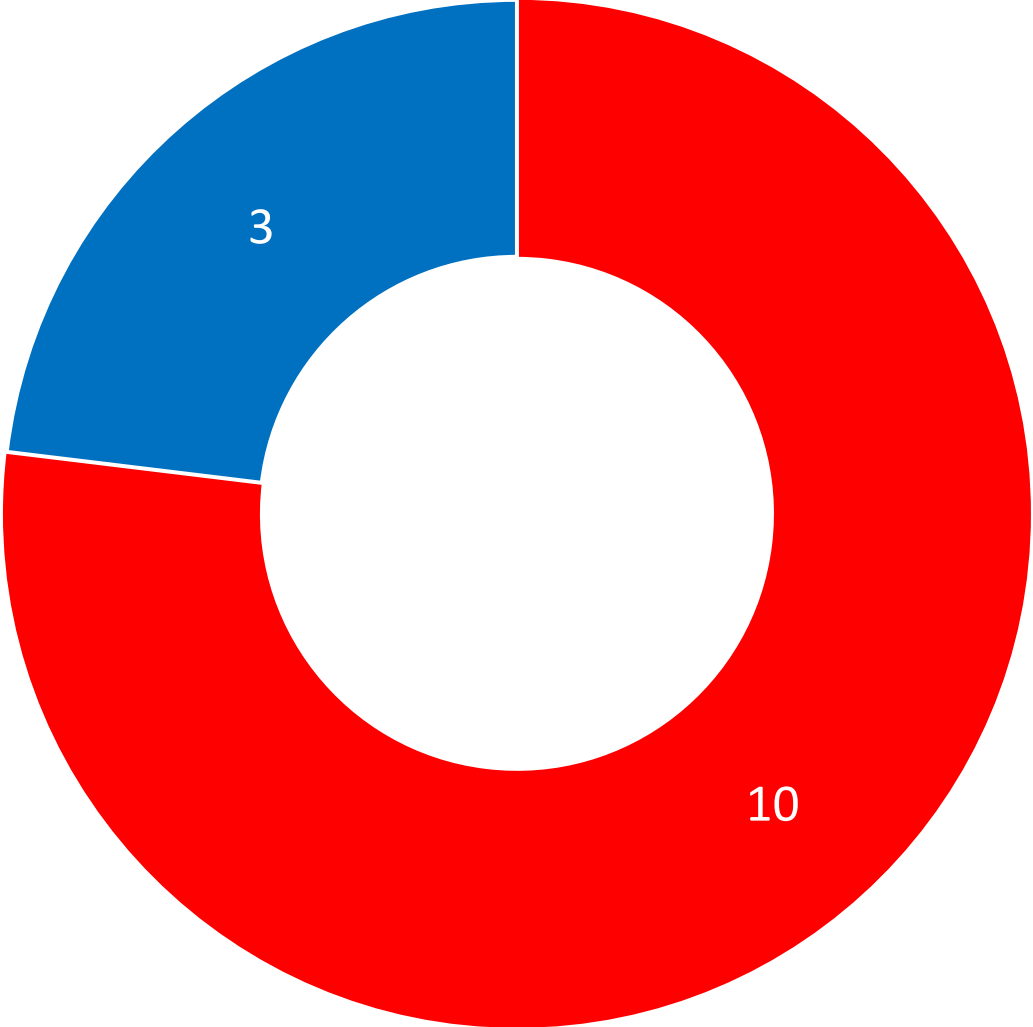
Variance was 3% or less

5 Rep Harris County judges elected by only Harris County voters, 14 by other counties contributing to their district

County Judge race lost by 17,000

Court room judge races lost by 30,000 to 60,000

Houston Area US House Reps



Notes:

There are 13 area US House of Representatives that effect the Houston economic zone

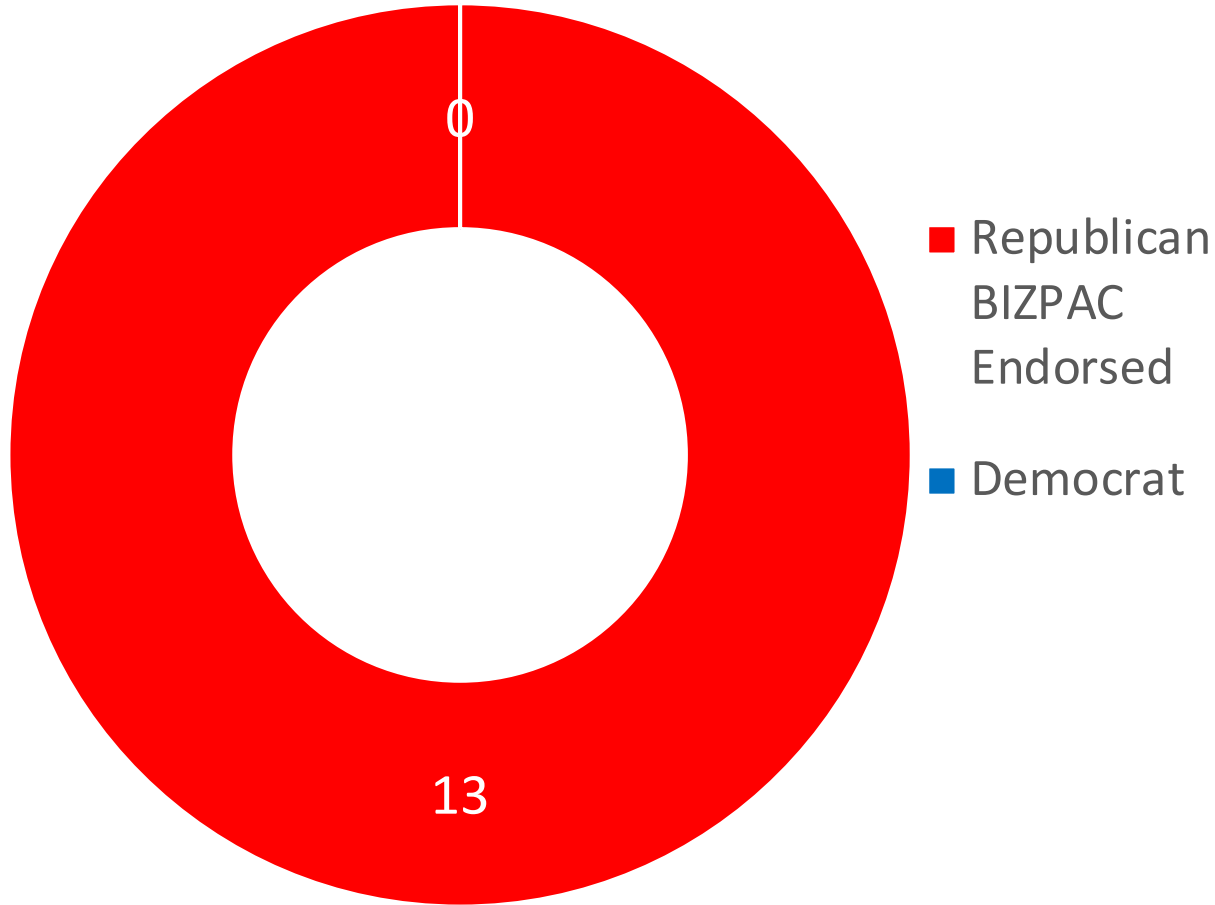
3 Democrats continue to hold long time held positions

Shelia Jackson Lee, Al Green & Lizzzzzzzy Fletcher

Marcus Lutrell, Dan Crenshaw & Wesley Hunt teamed up to take the Northwest Quadrant

Other incumbents were re-elected

Texas State Level Offices



State Level Races	Candidate	Party
Governor	Greg Abbott	Republican
Lt Governor	Dan Patrick	Republican
State Attorney General	Ken Paxton	Republican
Agriculture Commissioner	Sid Miller	Republican
Comptroller	Glen Heggar	Republican
Land Commissioner	Dawn Buckingham	Republican
Railroad Commissioner	Wayne Christian	Republican
Justice Supreme Court Place 3	Deborah Lehrmann	Republican
Justice Supreme Court Place 5	Rebecca Huddle	Republican
Justice Supreme Court Place 9	Evan Young	Republican
Judge Court Criminal Appeals Place 5	Scott Walker	Republican
Judge Court Criminal Appeals Place 6	Jesse F McClure III	Republican

“Don’t forget to get out and vote ‘No’ on the bond... wherever you are... and whatever bond that might be.”

– Matt Rinaldi
Chairman of the Republican Party of Texas

But, Harris County Voters voted in favor of 10 out of 10 tax increase bonds.



Proposition	Amount
A	\$100,000,000
B	\$900,000,000
C	\$200,000,000
D	\$277,000,000
E	\$60,000,000
F	\$47,000,000
G	\$33,000,000
H	\$29,000,000
I	\$26,000,000
J	\$6,000,000
Total	\$1,678,000,000

Election Day

Home > Election Results > Election Day

Choice	Votes	Percent	
Jack Morman (REP)	95,619	47.38%	<div><div style="width: 47.38%;"></div></div>
Adrian Garcia (DEM)	106,184	52.62%	<div><div style="width: 52.62%;"></div></div>
Total	201,803		

Election Day

Home > Election Results > Election Day

Choice	Votes	Percent	
R. Jack Cagle (REP)	114,159	48.36%	<div><div style="width: 48.36%;"></div></div>
Lesley Briones (DEM)	121,889	51.64%	<div><div style="width: 51.64%;"></div></div>
Total	236,048		

☆ Justice of the Peace, Precinct 2, Place 2

Election Day

Home > Election Results > Election Day

Choice	Votes	Percent	
Kyle Scott (REP)	513,087	48.42%	<div><div style="width: 48.42%;"></div></div>
Carla L. Wyatt (DEM)	546,661	51.58%	<div><div style="width: 51.58%;"></div></div>
Total	1,059,748		

☆ County School Trustee, Position 1, Precinct 2

Election Day

Home > Election Results > Election Day

Choice	Votes	Percent	
Chris Daniel (REP)	518,027	48.84%	<div><div style="width: 48.84%;"></div></div>
Marilyn Burgess (DEM)	542,634	51.16%	<div><div style="width: 51.16%;"></div></div>
Total	1,060,661		

☆ County Clerk

Election Day

Home > Election Results > Election Day

Choice	Votes	Percent	
Stan Stanart (REP)	512,815	48.43%	<div><div style="width: 48.43%;"></div></div>
Teneshia Hudspeth (DEM)	546,104	51.57%	<div><div style="width: 51.57%;"></div></div>
Total	1,058,919		

Election Day

Home > Election Results > Election Day

Choice	Votes	Percent	
Alexandra del Moral Mealer (REP)	532,242	49.20%	<div><div style="width: 49.20%;"></div></div>
Lina Hidalgo (DEM)	549,300	50.78%	<div><div style="width: 50.78%;"></div></div>
Naoufal Houjami (W)	232	0.02%	<div><div style="width: 0.02%;"></div></div>
Total	1,081,774		

Election Day

Home > Election Results > Election Day

Choice	Votes	Percent
Lacey Hull (REP)	32,240	57.17%
Stephanie Morales (DEM)	24,158	42.83%
Total	56,398	

☆ State Representative, District 145

Election Day

Home > Election Results > Election Day

Choice	Votes	Percent
Julian Ramirez (REP)	520,335	49.26%
Hilary Unger (DEM)	536,063	50.74%
Total	1,056,398	

☆ District Judge, 202nd Judicial District

Election Day

Home > Election Results > Election Day

Choice	Votes	Percent
Gardner Eastland (REP)	511,067	48.83%
Germaine Ja'net Tanner (DEM)	535,632	51.17%
Total	1,046,699	

☆ Family District Judge, 312th Judicial District

Election Day

Home > Election Results > Election Day

Choice	Votes	Percent
Bruce Bain (REP)	514,092	48.90%
Cory Don Sepolio (DEM)	537,278	51.10%
Total	1,051,370	

☆ District Judge, 270th Judicial District

Election Day

Home > Election Results > Election Day

Choice	Votes	Percent
Heather Hudson (REP)	522,855	49.36%
Beverly Armstrong (DEM)	536,364	50.64%
Total	1,059,219	

☆ District Judge, 209th Judicial District

782 of 782 Voting Centers Reporting

Election Day

Home > Election Results > Election Day

Choice	Votes	Percent
Fred Shuchart (REP)	511,434	48.36%
Beau Miller (DEM)	546,061	51.64%
Total	1,057,495	

☆ District Judge, 208th Judicial District

782 of 782 Voting Centers Reporting

Choice	Votes	Percent	
Briscoe Cain (REP)	32,318	70.56%	<div style="width: 70.56%;"></div>
Charles "Chuck" Crews (DEM)	13,481	29.44%	<div style="width: 29.44%;"></div>
Total	45,799		

Choice	Votes	Percent	
Mike Schofield (REP)	36,183	59.75%	<div style="width: 59.75%;"></div>
Cameron "Cam" Campbell (DEM)	24,378	40.25%	<div style="width: 40.25%;"></div>
Total	60,561		

☆ State Representative, District 133

Choice	Votes	Percent	
Lois W. Kolkhorst (REP)	17,555	50.26%	<div style="width: 50.26%;"></div>
Josh Tutt (DEM)	17,375	49.74%	<div style="width: 49.74%;"></div>
Total	34,930		

Choice	Votes	Percent	
Mano DeAyala (REP)	36,638	61.48%	<div style="width: 61.48%;"></div>
Mohamad Maarouf (DEM)	21,661	36.35%	<div style="width: 36.35%;"></div>
James Patrick Harren (LIB)	1,291	2.17%	<div style="width: 2.17%;"></div>
Total	59,590		

Greg Abbott (REP)	487,998	44.52%	<div style="width: 44.52%;"></div>
Beto O'Rourke (DEM)	591,724	53.98%	<div style="width: 53.98%;"></div>
Mark Tippetts (LIB)	11,752	1.07%	<div style="width: 1.07%;"></div>
Delliah Barrios (GRN)	4,495	0.41%	<div style="width: 0.41%;"></div>
Jacqueline Abernathy (W)	120	0.01%	<div style="width: 0.01%;"></div>
Mark V Goloby (W)	41	0.00%	<div style="width: 0.00%;"></div>
Total	1,096,130		

Choice	Votes	Percent	
Dennis Paul (REP)	38,867	60.81%	<div style="width: 60.81%;"></div>
Kat Marvel (DEM)	25,045	39.19%	<div style="width: 39.19%;"></div>
Total	63,912		

☆ State Representative, District 131

782 of 782 Voting Centers Reporting

- Finally, a challenge to Dade Phelan's love affair with Chapter 313 and Democrat Committee Chairs

Tony Tinderholt, fiscally conservative Republican declares his intent for Texas House Speaker



Republican Candidates

CONSERVATIVE VALUES

Democrat Candidates

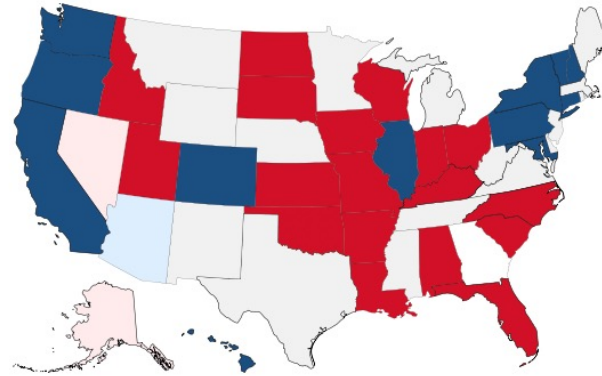
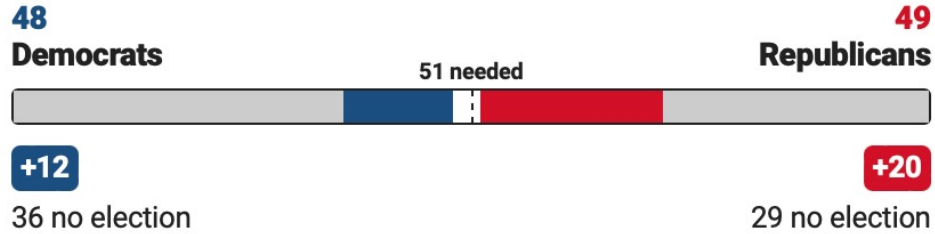
WOKE VALUES

PRO-PARENTAL RIGHTS ... <i>in deciding children's education and medical treatment</i>	PRO-GOVERNMENT CONTROL ... <i>hidden agendas to promote WOKE social agenda to all children</i>
PRO-SCHOOL CHOICE ... <i>parents know best</i>	PRO-STATUS QUO ... <i>even though many public schools are failing our children</i>
PRO-TRUTH CURRICULUM ... <i>accurate history, civics, science, math, arts, reading, technology</i>	PRO-WOKE CURRICULUM ... <i>CRT, Gender fluidity & anti-free markets & Socialists ideology</i>
PRO-LEGAL IMMIGRATION ... <i>protect citizens not illegals</i>	PRO-OPEN BORDERS ... <i>illegal immigration, drugs, human trafficking & terrorist</i>
PRO-LIFE ... <i>the constitution provides for right to life...</i>	PRO-ABORTION ... <i>up to birth</i>
PRO-LAW & ORDER ... <i>we support law enforcement and equal enforcement of laws</i>	PRO-FELON RELEASE ... <i>no bail, no bond, no jail time results chaos & high crime rates</i>
PRO-2ND AMENDMENT GUN RIGHTS ... <i>to defend ourselves, our families and our property</i>	PRO-GUN CONTROL & CONFISCATIONS ... <i>then only criminals have guns</i>
PRO-RESPONSIBLE GOVERNMENT SPENDING ... <i>balance budgets</i>	PRO-MASSIVE GOVERNMENT SPENDING ... <i>excessive deficit spending creating HIGH INFLATION</i>
PRO-LOWER TAXES ... <i>support small business and middle class</i>	PRO-HIGHER TAXES ... <i>for everybody!</i>
PRO-ENERGY INDEPENDENCE ... <i>increase reliable domestic energy production in all forms</i>	PRO-WIND TURBINES and SOLAR PANELS ... <i>increase trade imbalance to China and reliance on <u>unreliable</u> energy</i>
PRO-FREEDOM of SPEECH and RELIGION ... <i>the basis for democracy and safeguard against corruption</i>	PRO-GOVERNMENT, BIG TECH and MEDIA CENSORSHIP ... <i>believe in right of corporations to censor individuals speech</i>

VOTE **REPUBLICAN** ALL THE WAY DOWN THE BALLOT

There are 3 Senate seats left in play

Fox News Decision Desk projections so far: Democrats to win 12 seats. Republicans to win 20 seats.



Notes:

Nevada and Georgia run offs could tip the Senate into Republican control

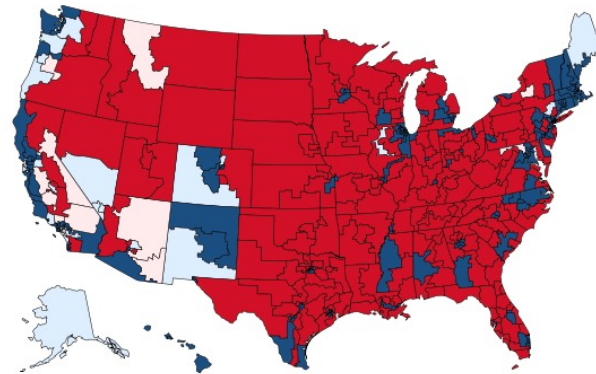
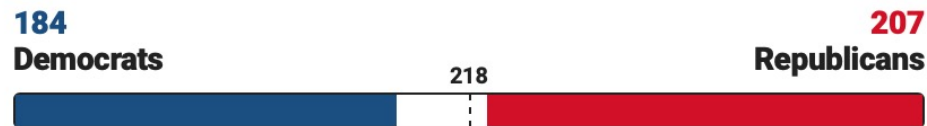
Alaska will elect at least 1 of 2

With Alaska, Senate is tied

With GA, AZ and/or NV, Senate goes Republican 51 majority

There are 44 House seats left in play

Democrats projected to win 184 seats. Republicans projected to win 207 seats.



The House is a different matter with 207 of 219 for majority in Republican hands already

44 Seats remain in “run off” status

If the Republican win 12 of 44 run off elections, the House is Republican controlled



Marco Rubio ✓

@marcorubio

📧 US Senate candidate, FL



Notes:

The House is a different matter with 207 of 219 for majority in Republican hands already

44 Seats remain in “run off” status

If the Republican win 12 of 44 run off elections, the House is Republican controlled

If **#Florida** can count 7.5 million ballots in 5 hours how can it take days for some states to count less than 2 million?

52% of Fetterman's votes are mail in ballots.



Florida banned mass mail-in ballots, banned ballot harvesting, requires voter ID, and Gov. DeSantis created an election police force

Florida also just had historic win margins across the state for Republicans, while Democrats somehow won close races elsewhere across America during a horrific economy

Do the math



7h

"I believe if my doctor believes that I'm fit to serve and I believe that again my doctor, the real doctors that I believe, they all believe that I'm ready to be serve... and that's what I believe is where I'm standing."

- John Fetterman

BIZPA
Business, Governmen

House Election Results

184 Democrats

218 NEEDED

Republicans **207**

LIVE UPDATES

Stay with Fox News for coverage of all 435 House races

Updated 10:43 pm

2:47 pm
 Pennsylvania 7 was won by Dem. candidate Susan Wild

2:20 pm
 Iowa 3 was won by GOP candidate Zach Nunn

12:02 pm
 Pennsylvania 8 was won by Dem. candidate Matt Cartwright


11:01 am
 New York 17 was won by GOP candidate Michael Lawler

9:12 am
 Michigan 8 was won by Dem. candidate Daniel Kildee

2:08 am
 Michigan 7 was won by Dem. candidate Elissa Slotkin

12:58 am
 Indiana 1 was won by Dem. candidate Frank

Chart Map Show All Races



Democrat Republican Independent Other Key Win

Notes:

The House is a different matter with 207 of 219 for majority in Republican hands already

44 Seats remain in "run off" status

If the Republican win 12 of 44 run off elections, the House is Republican controlled



DANGER
THEY ARE
CONDITIONING
YOU TO VIEW
YOUR FREEDOM
AS
SELFISH

From a friend in Maricopa County Arizona...

When candidate Lake started closing the gap last night, suddenly, those counting the ballots became clumsy

They started dropping stacks of ballots on the floor, tripping, falling down, knocking things over

Anything to distract and slow the gap close

We think they are buying time to "FIND" a surprise box of mail in ballots for the opposition democrat

QUESTION:

In Harris County Texas there are 782 Precincts

If they simply drop, don't actually "CAST", misfeed 50-100 Republican ballots, that's 60,000 votes for Democrats

ISN'T IT IRONIC THAT MILLIONS OF PEOPLE



LOVE MOVIES THAT CELEBRATE REBELLION AND UNDERDOGS WHO RESIST OPPRESSION, YET IN THE REAL WORLD THEY OBEY RULES WITHOUT EVER QUESTIONING AUTHORITY?



Download from Dreamstime.com 103162082 Eric Overton | Dreamstime.com



 **BIZPAC**
Business, Government & People