


LumaScene™ Smart Landscape LED Lights (LS-xxxx-xxW-xxV)

LumaScene™ Smart LED Landscape Lights are a professional-grade outdoor lighting system designed to enhance architectural features, gardens, walkways, and outdoor living spaces with vibrant color and elegant warm white illumination. Utilizing advanced RGBW LEDs and intelligent SPI control technology, LumaScene delivers smooth dynamic lighting effects alongside a beautiful 3000K warm white for everyday landscape accent lighting. Built for durability with weather-resistant IP67 construction and efficient low-voltage operation, LumaScene fixtures provide reliable year-round performance while giving homeowners and businesses the flexibility to create stunning outdoor lighting scenes for holidays, events, and daily ambiance.



LumaScene™ Smart Landscape LED Lights (LS-xxxx-xxW-xxV)




Model # LS-6604-10W-24V

Display Color: RGBW
Color Temperature: 3000K
Control Method: SPI
Driver IC: SM16704PK
Power Supply: 24V
Power Consumption: 10W
LED Model: 2835RGB+4014W
LEDs per String: 1
Ingress Protection: IP 67



Model # LS-6601-1.5W-24V

Display Color: RGBW
Color Temperature: 3000K
Control Method: SPI
Driver IC: SM16704PK
Power Supply: 24V
Power Consumption: 1.5W
LED Model: 2835RGB+4014W
Spacing: 24 Inches
LEDs per String: 15
Ingress Protection: IP 67



LumaScene™ Smart Landscape LED Lights (LS-xxxx-xxW-xxV)



Model # LS-6607-6.5W-24V

Display Color: RGBW

Color Temperature: 3000K

Control Method: SPI

Driver IC: SM16704PK


Power Supply: 24V

Power Consumption: 6.5W

LED Model: 5050RGB+2835W

LEDs per String: 1

Ingress Protection: IP 67



Model # LS-6608-8W-24V

Display Color: RGBW

Color Temperature: 3000K

Control Method: SPI

Driver IC: SM16704PK


Power Supply: 24V

Power Consumption: 8W

LED Model: 2835RGB+4014W

LEDs per String: 1

Ingress Protection: IP 67



LumaScene™ Smart Landscape LED Lights (LS-xxxx-xxW-xxV)



Model # LS-C6602-6.5W-24V

Display Color: RGBW
Color Temperature: 3000K
Control Method: SPI
Driver IC: SM16704PK
Power Supply: 24V
Power Consumption: 6.5W
LED Model: 2835RGB+4014W
LEDs per String: 1
Ingress Protection: IP 67



Model # LS-C6618-18W-24V

Display Color: RGBW
Color Temperature: 3000K
Control Method: SPI
Driver IC: SM16704PK
Power Supply: 24V
Power Consumption: 18W
LED Model: 3030
LEDs per String: 1
Ingress Protection: IP 67



LumaScene™ Smart Landscape LED Lights (LS-xxxx-xxW-xxV)



Model # LS-6305-0.7W-12V

Display Color: RGBW

Color Temperature: 3000K

Control Method: SPI

Driver IC: USC2904

Power Supply: 12V

Power Consumption: 0.7W

LED Model: 5054

Spacing: 24 Inches

LEDs per String: 15

Ingress Protection: IP 67



Model # LS-6507-0.7W-12V

Display Color: RGBW

Color Temperature: 3000K

Control Method: SPI

Driver IC: USC2904

Power Supply: 12V

Power Consumption: 0.7W

LED Model: 5054

Spacing: 24 Inches

LEDs per String: 15

Ingress Protection: IP 67

