
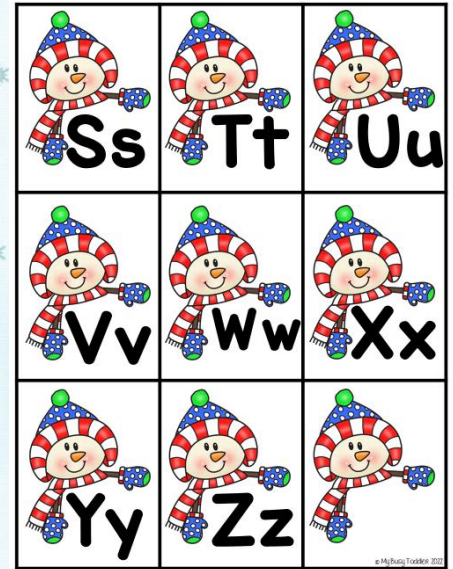

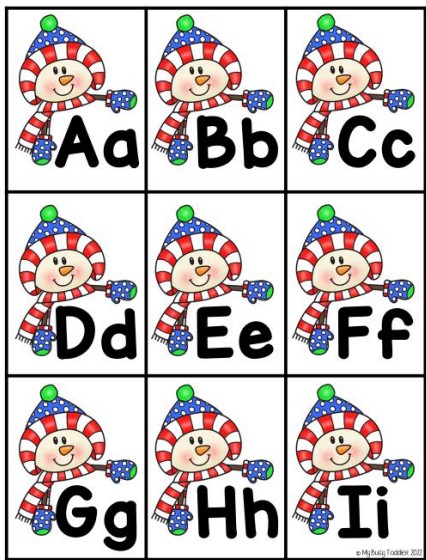


Snowman Alphabet Cards



FYI -


I used rubbing alcohol and a cotton ball to take off the writing on a Ziploc bag and then I put shaving cream inside the bag. I taped it down and put the snowman alphabet cards in a bucket I got from the Dollar Tree and then had my little learner pick the letters and practice writing them in the "snow" (shaving cream in the Ziplock bag).


Follow me on Instagram


[@my_busy_toddler](https://www.instagram.com/my_busy_toddler)

to see how I made the Ziplock bag snow and for other ideas and activities.

xoxo,
Christine










Ss



Tt



Uu



Vv



Ww



Xx



Yy



Zz



Thank you for your purchase
from...

My Busy Toddler

Please leave feedback!

[My Busy Toddler Teaching Resources](#) &
[Teachers Pay Teachers](#)

Any questions you can email me at

mybusytoddler82@gmail.com



Instagram

[@my_busy_toddler](#)



Thank you to the
following for graphics
and fonts:

[MyCuteGraphics](#)



kimberly
geswein
fonts **kg**