



Stage 9- Back and Forth

by Donnie Flowe

Scoring:COMSTOCK

Targets:1 popper, 13 steel

Rounds:16

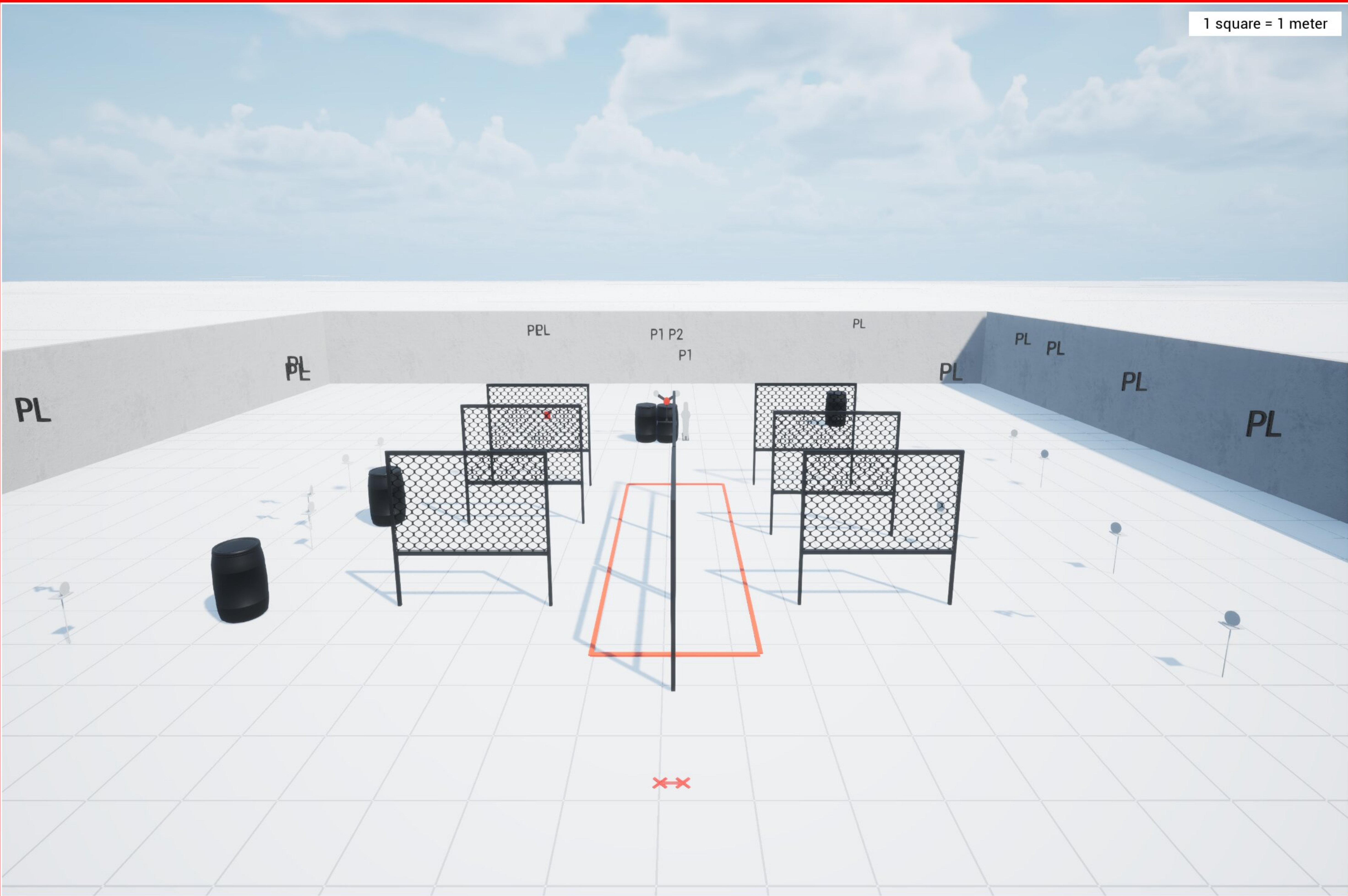
Start Position:

The start position is standing with both feet on the X's, facing down range, Shotgun is in ready condition- completely unloaded (no magazine inserted or rounds in the tube).

Shotgun is held in both hands, stock touching the competitor at hip leel, trigger guard downwards, barrel parallel to the ground, finger outside the trigger guard as demonstrated.

Procedure:

On the audible start signal, engage all targets from within the shooting area.



Setup Notes:

<Put any build instructions here for the build crew>

Stage 9- Back and Forth

by Donnie Flowe

WRITTEN STAGE BRIEFING

Welcome to stage 9, Back and Forth, My name is <name> and I am the CRO/RO for this stage.

Back and Forth is a 16 round, Birdshot, 80 point, COMSTOCK Medium course. There are 16 steel targets. Steel must fall to score.

The start position is standing with both feet on the X's, facing down range, Shotgun is in ready condition- completely unloaded (no magazine inserted or rounds in the tube).


Shotgun is held in both hands, stock touching the competitor at hip leel, trigger guard downwards, barrel parallel to the ground, finger outside the trigger guard as demonstrated.

Procedure is on the audible start signal, engage all targets from within the shooting area. Popper must be activated before engaging swinging clay targets.



Stage 9- Back and Forth
by Donnie Flowe

BUILD LIST




x1

plate-square-noshoot



x13

plate-round




x1

red-swinger-double-L



x1

uspsa-popper




x9

wall-med-black
(2.5m x 2.2m)
(8.0 ft x 7.1 ft)



x4

faultline-8ft



x14

plate-stand



x1

ssi-double-x-start-box



x14

Target
Stands



x18

Wall Stands



x5

Barrels