



— BROCK SOLID® —

GrainDrive™ T1000 TUBE CONVEYORS



Safeguarding Your Grain® Since 1957


GrainDrive™ Series of Chain Conveyors



**Brock GrainDrive™
Tube Conveyors**



**Brock GrainDrive™
Curved Incline Drag
Conveyors**



**Brock GrainDrive™
Drag Conveyors**

New GrainDrive™ T1000 Tube Conveyors join Brock's full line of GrainDrive™ Series chain conveyors. Like all Brock grain handling equipment, the T1000 is designed to install easier, work harder and last longer. The GrainDrive T1000 Tube Conveyor fits a middle role where you need more capacity and speed than a standard auger, while offering lower overall cost and steeper inclines than a standard or curved incline drag conveyor.



Tube inclines supported up to 45°

Standard square-to-round transitions fit all discharges

Discharge transitions available in 0°, 30° and 45° options

Electric (shown) or manual intermediate gates feature roller bearings for easy movement

Chain flights in heavy-duty, single-piece sections for long life

Inlet hoppers available in 0°, 30° and 45° options

Optional chain maintenance and inspection section can be located anywhere along the return tube

Head or tail drive available, with TAIL drive (shown) or MTA option

Slide-out door at corner of tail for easy clean out

Drive and chain take-ups are located together, keeping most maintenance in one place



Multiple inclines available



Optional MTA tail drive

GrainDrive™ T1000 Tube Conveyors


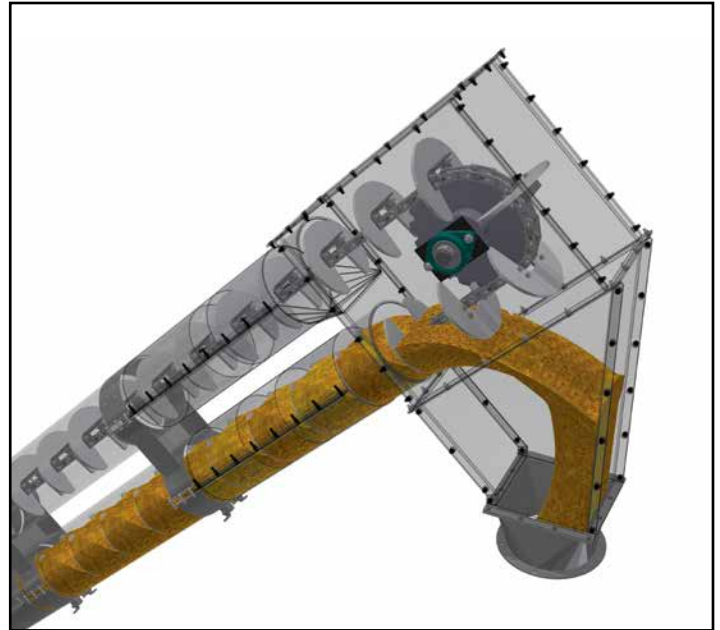
Gentle grain handling.

A Brock tube conveyor is an upgrade for a roof auger, transfer auger or dryer auger. It is gentle on grain and moves more bushels per hour with less energy cost than augers. With capacities up to 10,000 bushels per hour, you can move grain quickly and efficiently.


Grain Capacities

Model	BPH* (MTPH)
8 in. (203 mm)	4,000 (102)
10 in. (254 mm)	6,000 (152)
12 in. (305 mm)	10,000 (254)


*Capacities in bushels per hour are based on dry, free-flowing corn. Inclined applications will affect capacity.



Installation flexibility. Inclines are supported up to 45° with inlets and discharge transitions available in 0°, 30° and 45° increments to optimize grain flow. The system can be driven from the head or tail section for installation flexibility.



Easy maintenance. The GrainDrive T1000 is designed so drives and chains are maintained in the same location. That means for most applications using tail drives, critical chain tensioning can be completed from the ground.



Intermediate inlet and discharge. The Brock GrainDrive Tube Conveyor can easily be configured for multi-bin grain systems. It features modular intermediate inlet and discharge sections. Unlike typical designs, Brock discharges feature roller bearings for easy movement and jam-free operation.

Dodge Head Bearings



Dodge
SCM



Dodge
S2000

Made for heavy-duty applications.

The Brock GrainDrive T1000 is designed to move large amounts of grain using high horsepower motors and strong components like Dodge SCM bearings. Brock also uses upgraded spherical S2000 head bearings for applications up to 75 horsepower that require longer runs, larger diameters or steeper inclines.

A Full Line of Brock Solid® Solutions



Storage

- EVEREST® & On-Farm Grain Bins
- EVEREST® & Wet Holding Hopper Bins
- Temporary Storage
- Bin Access Doors
- Grain Aeration Floors

Handling

- Grain Sweeps
- Grain Conveyors
- Bin Unloading Systems
- Bucket Elevators
- Distributors & Accessories

Drying & Conditioning

- Low Profile Grain Dryers
- Tower Grain Dryers
- Centrifugal & Axial Fans
- Heaters
- Controls

Structures

- Catwalks
- Bucket Elevator Towers & Stairways
- EVERLOC® Roof Mount System
- Support Towers
- Slot & Tab Construction

Brock Solid® is our guarantee of trusted reliability you can count on day in and day out. It is the guarantee of unmistakable quality, built to last year after year. It is the same guarantee we founded the company on back in 1957. That focus on providing dependability has resulted

in the full line of grain facility solutions that are available today.

You will find the quality you have come to expect and the trusted integrity you deserve. Brock Solid delivers. Always has, always will.



— BROCK SOLID® —
Safeguarding Your Grain® Since 1957

BROCK GRAIN SYSTEMS

A Division of CTB, Inc.

A Berkshire Hathaway Company

Phone: +1 812.886.5500

www.brockgrain.com

E-mail: sales@brockgrain.com