

TITLE

Presenters

Date

Headline / Agenda / Text page (Frutiger LT 55 Roman 26 pt bold)

Subhead is Frutiger LT 55 Roman bold 20 pt.(macro available)

- **Bullet 1 (Frutiger LT 55 Roman 22 pt bold)**
 - **Second level**
 - **Third level**
- **Bullet 2**
 - **Second level**
 - **Third level**
- **Bullet 3**
 - **Second level**
 - **Third level**

Footnote, Frutiger 14pt. Bold, (macro available)

Divider page (macro available)

2-column bullets

Frutiger LT 55 Roman 18pt. bold

- **Frutiger LT 55 Roman 18 pt bold**
 - **sub-bullet**
- **Bullet point two**

Frutiger LT 55 Roman 18pt. bold

- **Frutiger LT 55 Roman 18 pt bold**
 - **sub-bullet**
- **Bullet point two**

3-column bullets

**Frutiger LT 55 Roman
16 pt bold**

- **Frutiger LT 55 Roman
16 pt bold**
 - **sub-bullet**
- **Bullet point two**

**Frutiger LT 55 Roman
16 pt bold**

- **Frutiger LT 55 Roman
16 pt bold**
 - **sub-bullet**
- **Bullet point two**

**Frutiger LT 55 Roman
16 pt bold**

- **Frutiger LT 55 Roman
16 pt bold**
 - **sub-bullet**
- **Bullet point two**

Text plus 2 column bullets

	Frutiger LT 55 Roman 16 pt bold	Frutiger LT 55 Roman 16 pt bold
Investment mandates	Restrictive	Flexible
Investment strategies	Market-based	Skill-based
Return target	Market-correlated	Absolute
Risk measure	Under-performance vs. specified index	Loss of principal
Performance-based compensation	Typically no	Yes

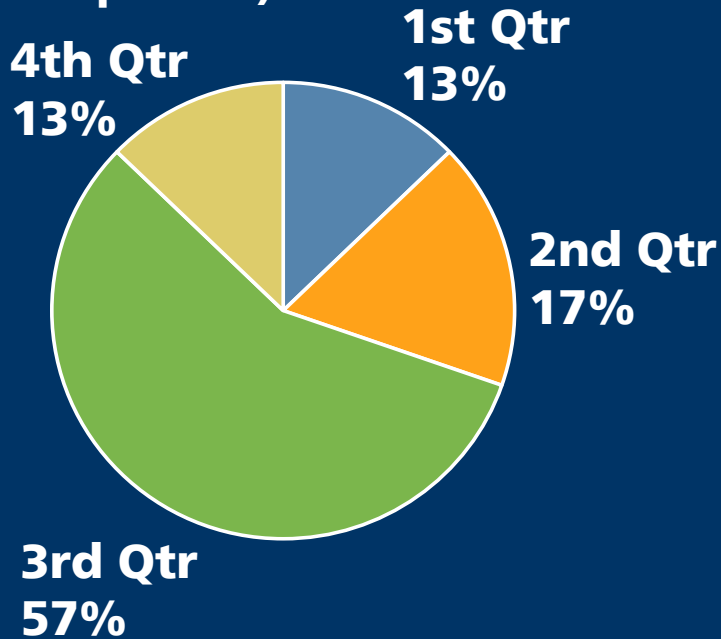
Full page table

Frutiger LT 55 Roman 20 pt bold				
Column heads	Frutiger LT 55	18 pt.	Yellow bold	Left-aligned headings
Table text	Sample	Sample	Sample	Sample
Table text	right	left	right	left
Table text	alignment	alignment	alignment	alignment
Total line bold	bold	bold	bold	bold

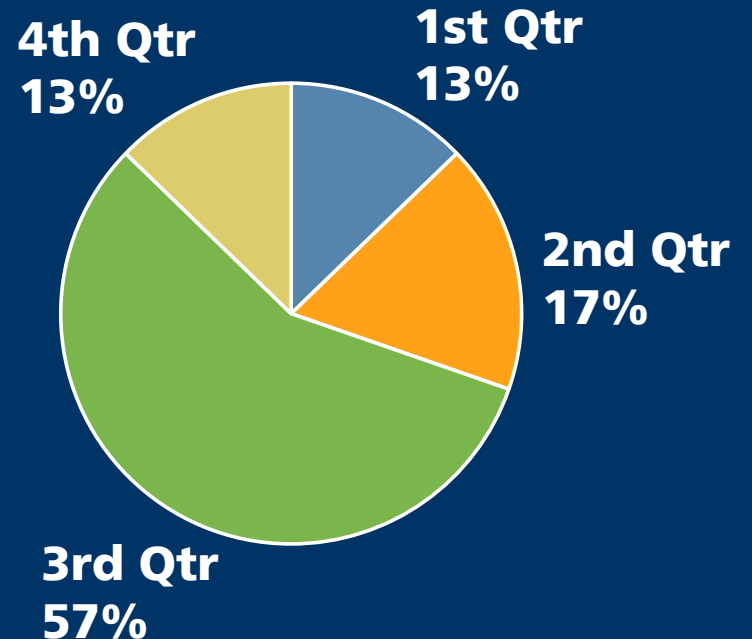
2 pies

Frutiger LT 55 Roman 18 pt bold

(Units 16pt bold)



Frutiger LT 55 Roman 18 pt bold

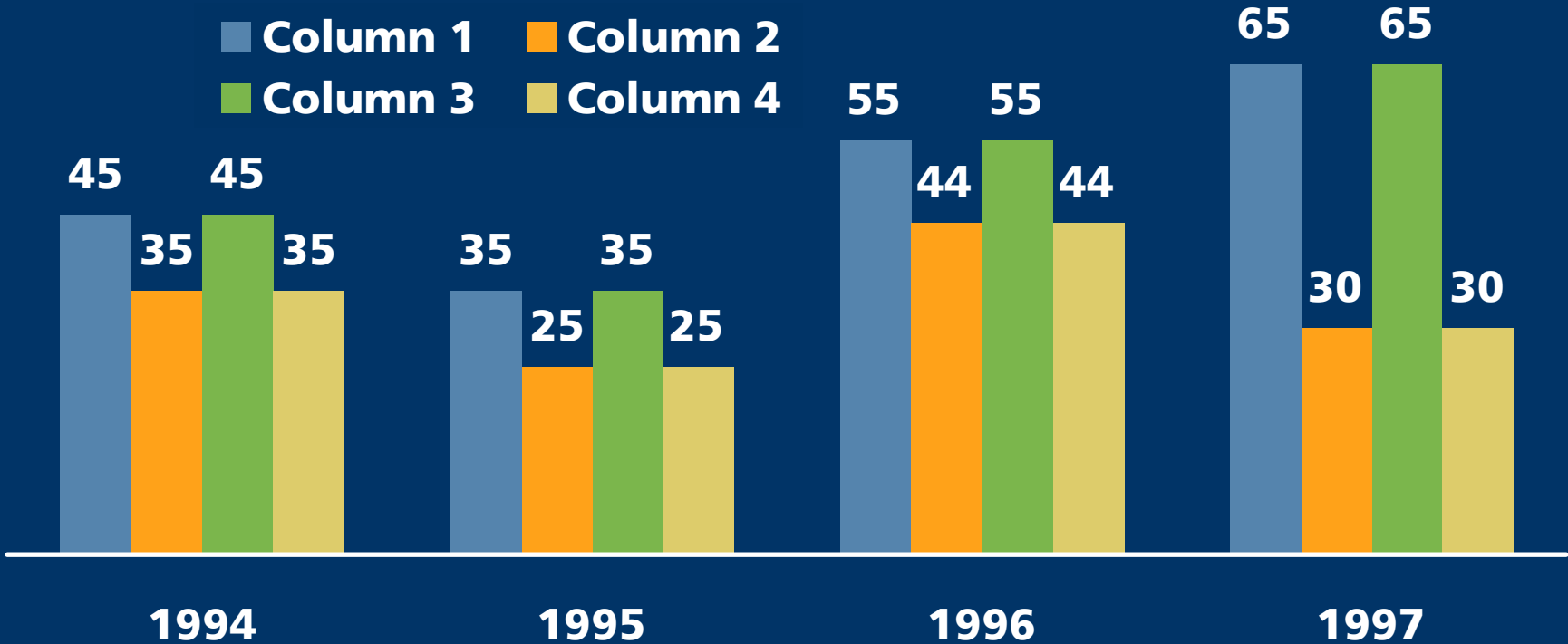


Column chart

Frutiger LT 55 Roman 20 pt. bold

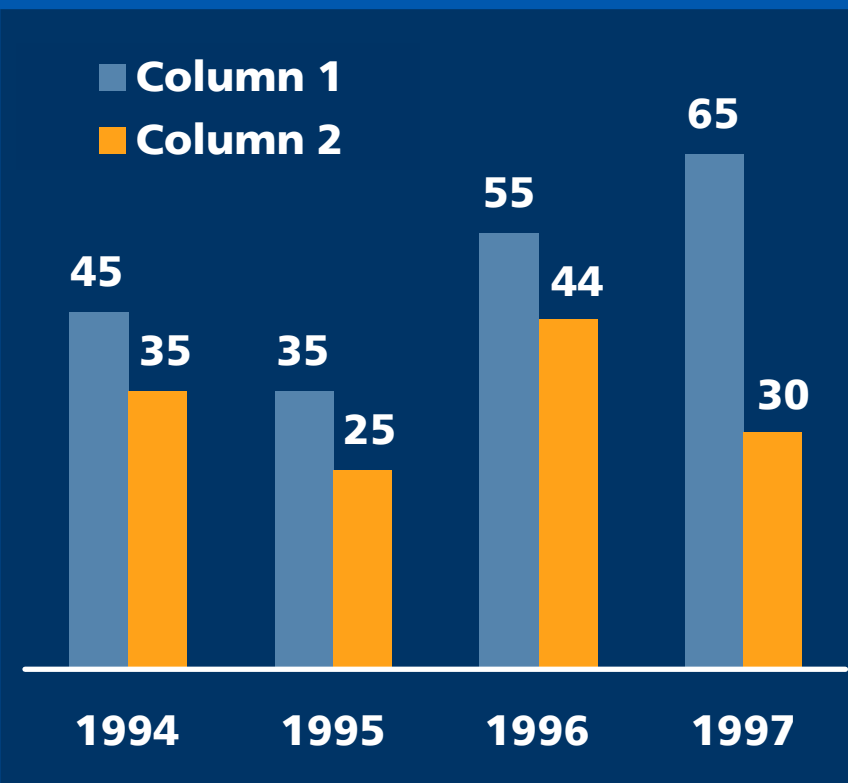
(Units 18pt bold)

■ Column 1 ■ Column 2
■ Column 3 ■ Column 4



Column chart and bullets

Frutiger LT 55 Roman 18 pt bold



Characteristics

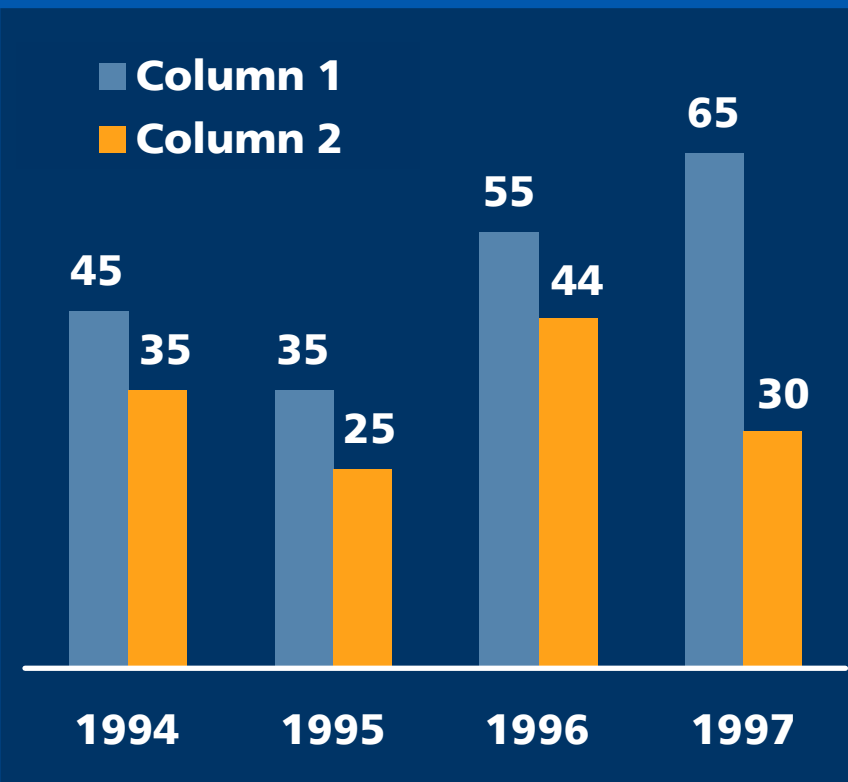
- Long or short positions in equity securities deemed to be under or overvalued
- Manager does not attempt to neutralize the amount of long and short positions (i.e. will be net long or net short)

Key sub-classifications

- United States
- Europe
- Japan

Column chart and table

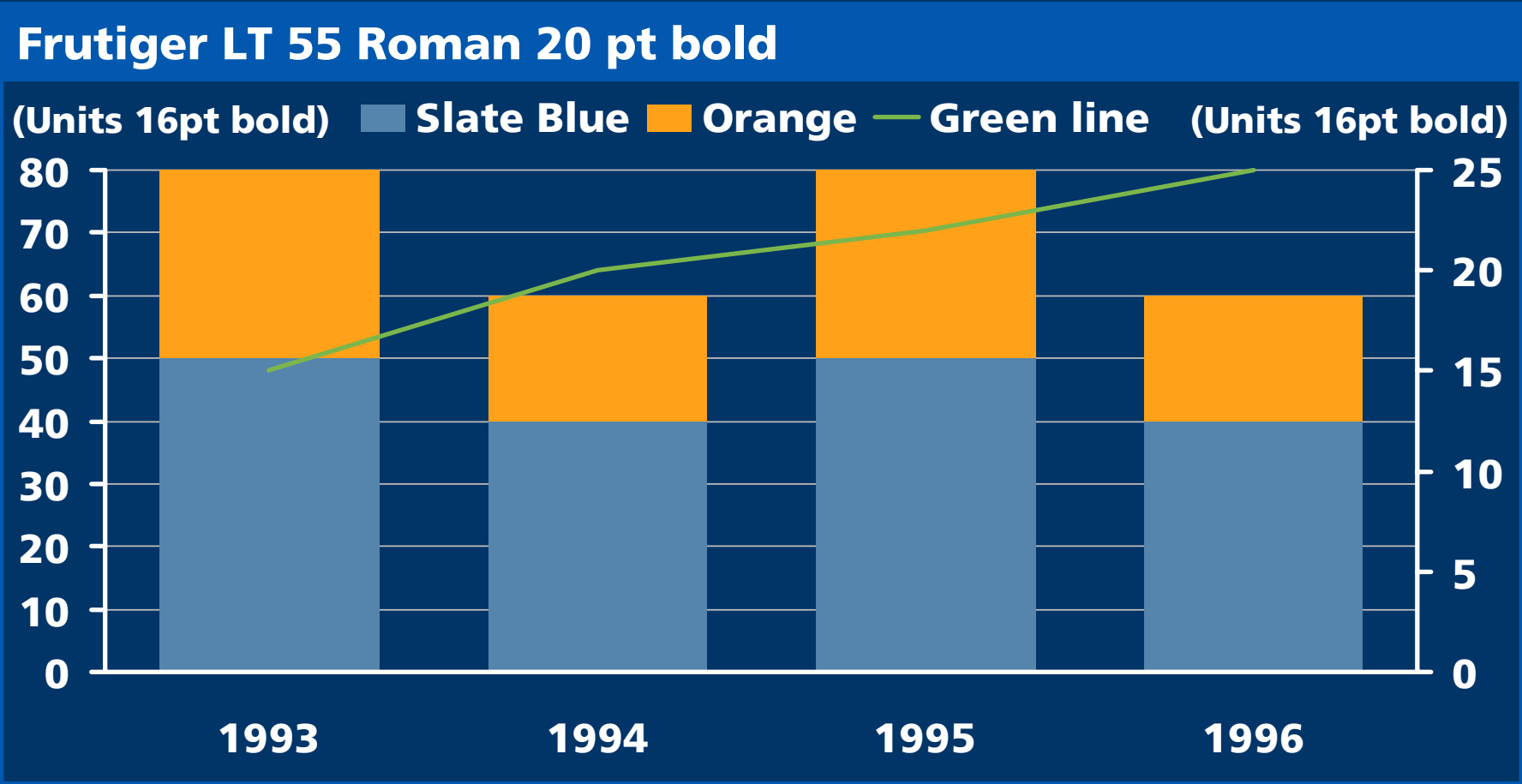
Frutiger LT 55 Roman 18 pt bold



Frutiger LT 55 Roman 16 pt bold

16 pt.	Frutiger LT 55	Yellow bold
1993	Company C	00.0
1994	Company D	00.0
1995	Company E	00.0
1996	Company F	00.0
1997	Company G	00.0
1998	Company H	00.0
1999	Company I	00.0
2000	Company J	00.0

Stacked column/line

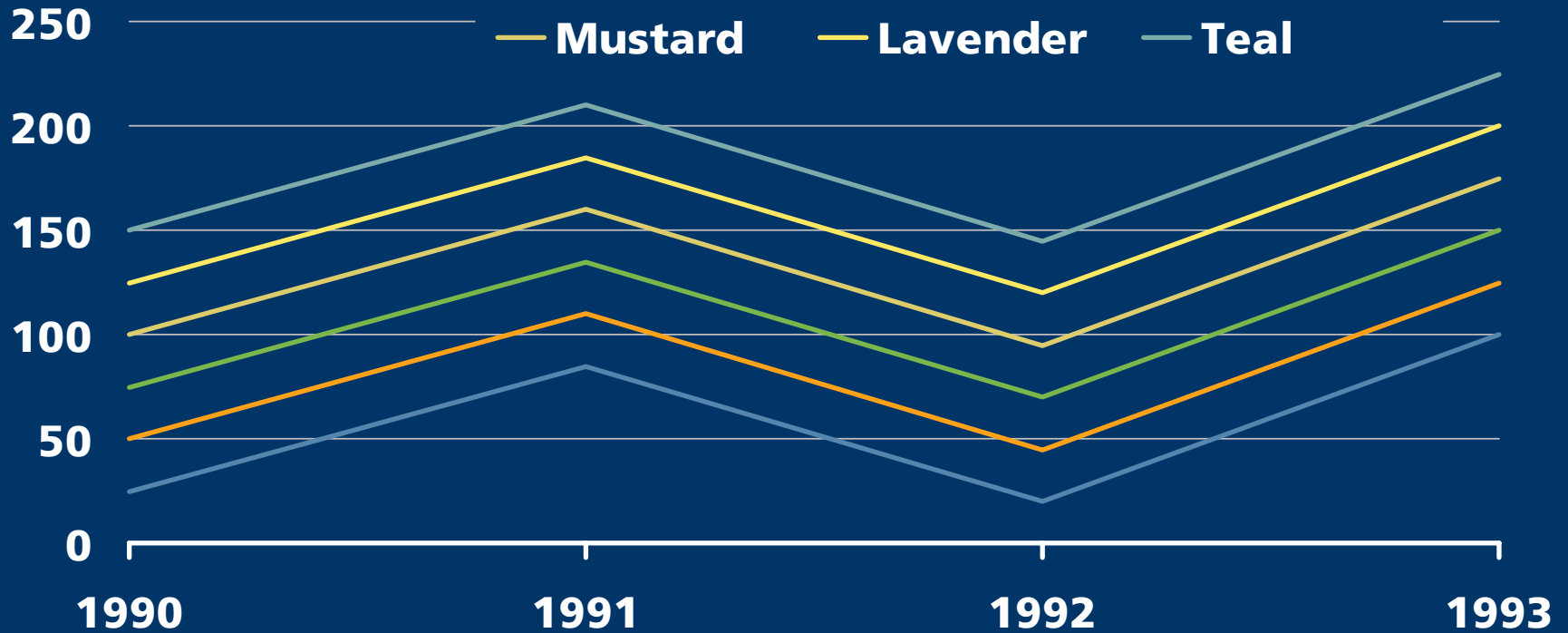


Line chart

Frutiger LT 55 Roman 20 pt bold

(Units 18pt bold)

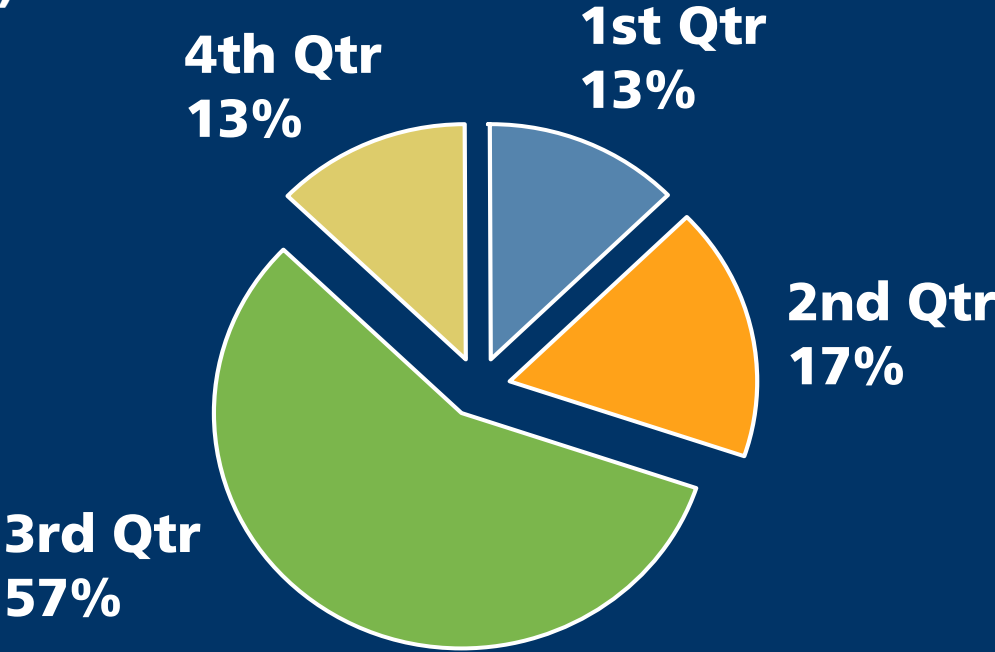
— Slate Blue — Orange — Green
— Mustard — Lavender — Teal



Exploded Pie

Frutiger LT 55 Roman 20 pt bold

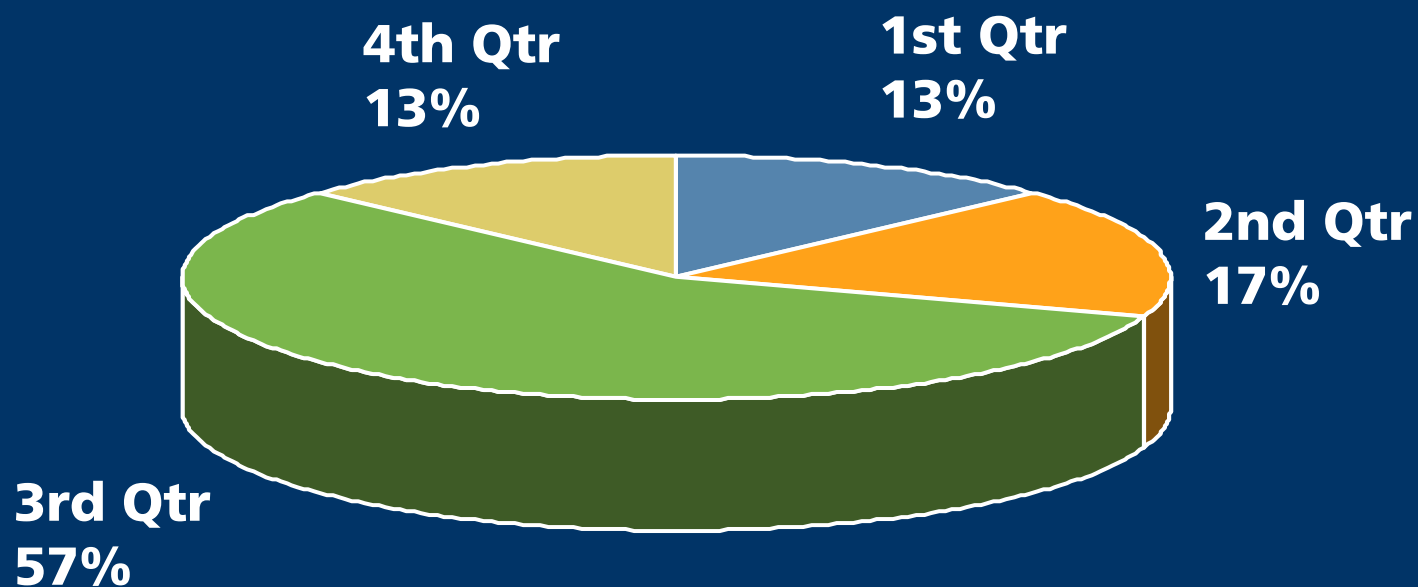
(Units 18pt bold)



3D - Pie

Frutiger LT 55 Roman 20 pt bold

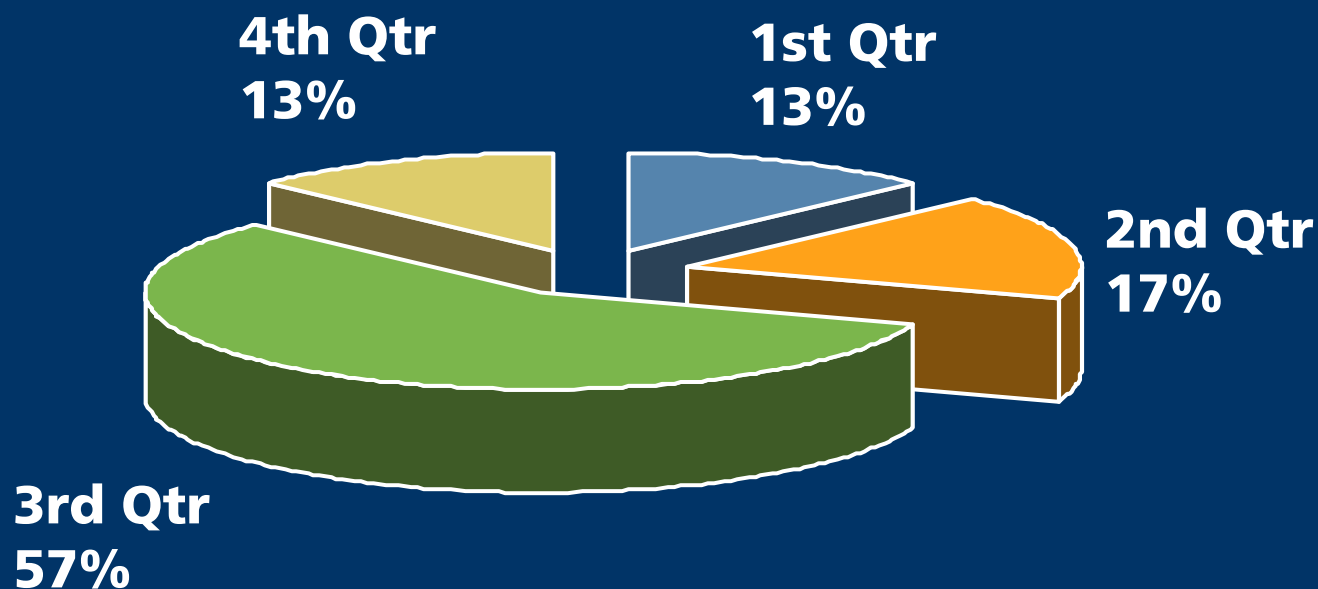
(Units 18pt bold)



3D - Pie

Frutiger LT 55 Roman 20 pt bold

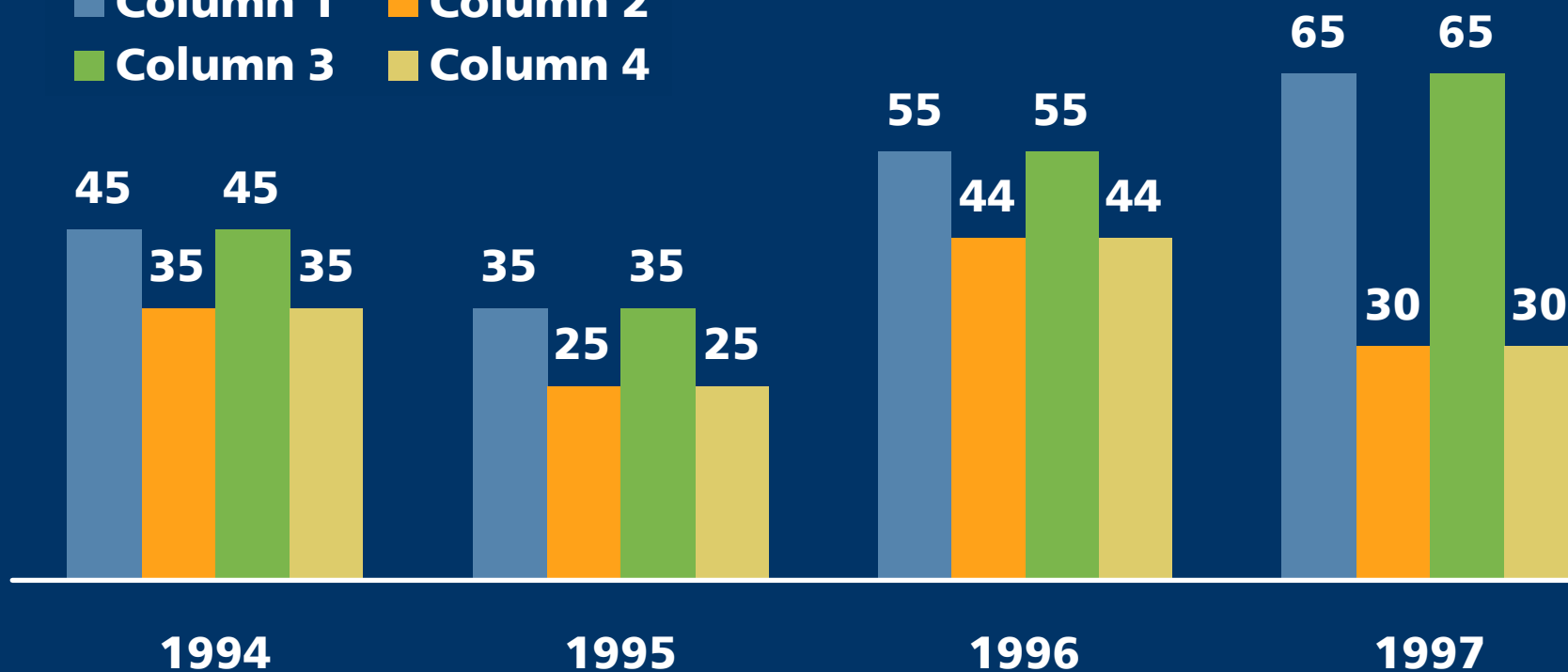
(Units 18pt bold)



Wipe up by series

Frutiger LT 55 Roman 20 pt bold

■ Column 1 ■ Column 2
■ Column 3 ■ Column 4



Wipe right by category

Frutiger LT 55 Roman 20 pt bold

(Units 18pt bold)

— Slate Blue — Orange — Green
— Mustard — Lavender — Teal

