



Tarrant County
**Drug Impact
Index**
2017



Twentieth Edition

Mission Statement

Challenge of Tarrant County is dedicated to confronting substance abuse in Tarrant County by identifying needs, educating the community, mobilizing resources, promoting collaboration and advocating for sound public policy.

Challenge of Tarrant County Board of Directors 2017-2018

PRESIDENT – David O'Brian

VICE PRESIDENT – Dale Watson

SECRETARY – Lyn Willis

TREASURER – Trey Penny, J.D.

Daphne Brookins

Mary Margaret Clay

Nancy Gordon, J.D.

Bobby R. Jones, DVM, MPH

Kelly Loftus, J.D.

Angela D. Taylor, Ph.D.

Karen Weidenaar

Felix Wong

Introduction

The Twentieth Edition of the Tarrant County Drug Impact Index profiles, for the citizens of Tarrant County, the pervasiveness of the community's substance abuse problem today. Substance abuse encompasses the misuse of alcohol, as well as legal and illegal drugs. This Index relies on archival data through established surveys or standard national, state and local reporting systems.

Selection of particular indicators was driven by a broad-based community steering committee and a series of focus groups to ensure that the data collected would be relevant to the needs of the community. Though no single measure can provide an adequate picture of the impact of substance abuse on a community, a number of indicators can reveal significant trends. Accurate, timely information is critically important when crafting effective local responses to the damaging impact substance abuse has on individuals, families, and communities.

Thus, community relevance is the main criterion used to select indicators for the Index. Other criteria were determined by whether the indicator can be measured from year to year, whether the indicator measures what it intends, and whether it is practical to collect. Challenge of Tarrant County cannot warrant the reliability/validity of the indicators, though every effort has been made to accurately report and depict the data as received from the primary sources cited throughout this publication. This Drug Impact Index was not designed as a precise quantitative measurement or an evaluation device, but is intended to reflect important trends, such as major increases or decreases in illegal drug use or alcohol abuse. Additional indicators may be added to future versions of the Index.

This Twentieth Edition of the Tarrant County Drug Impact Index grew from prior Challenge of Tarrant County projects, which focused on the City of Arlington. Subsequent editions of this work or studies of other specific areas or populations are within the scope of services offered by Challenge of Tarrant County. For further information or additional copies of this publication, please contact Challenge of Tarrant County at (817) 336-6617 or visit our website at www.challengec.org.

Note: Reprinting of this Index in whole or in part is permitted with acknowledgement of the source.

Data Sources

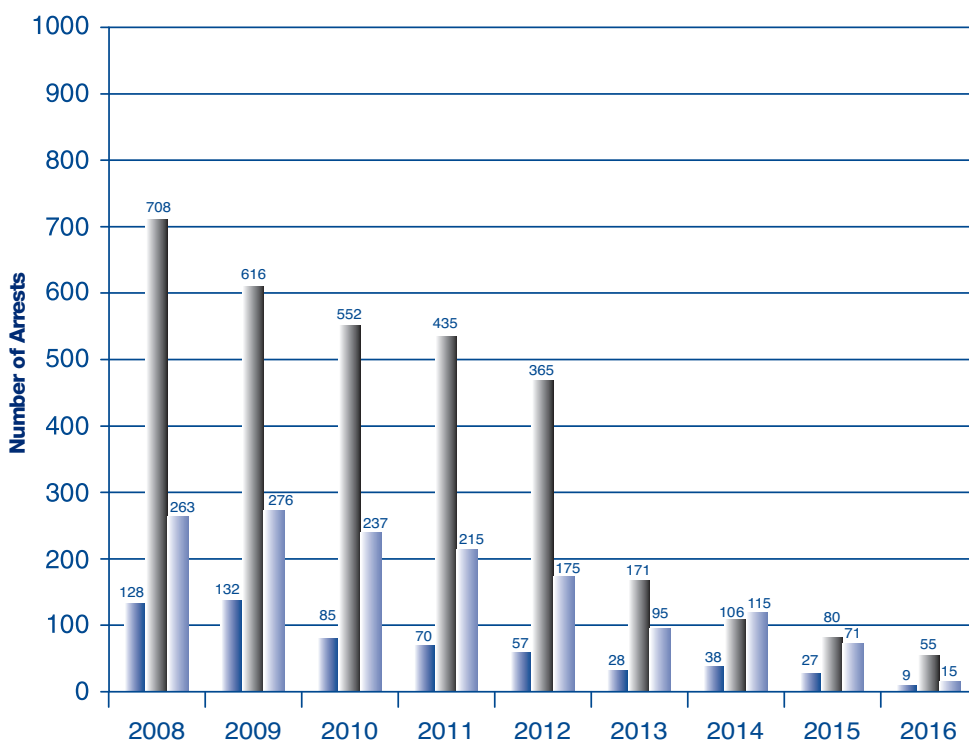
- My Health My Resources of Tarrant County
- Public Policy Research Institute, Texas A&M University
- Tarrant County Juvenile Services
- Texas Alcoholic Beverage Commission
- Texas Comptroller of Public Accounts
- Texas Department of Public Safety
- Texas Health and Human Services
- U.S. Drug Enforcement Administration, Fort Worth Resident Office

Table of Contents

Introduction	i
Table of Contents	i
Youth Alcohol Related Arrests in Tarrant County	1
Youth Arrests for Drug Possession in Tarrant County	2
Youth Arrests for Drug Sales/Manufacturing in Tarrant County	3
Juveniles on Probation for Drug Arrests	4
Primary Drug at Time of Adolescent Admission to DSHS Funded Facilities-2016	5
Youth Who Reported Using Alcohol In the Month Prior to the Survey	6
Youth Who Reported Binge Drinking Several Times per Month	7
Youth Who Reported Using Marijuana During the Month Prior to the Survey	8
Youth Who Reported ever having Used Selected Substances	9
Adult Arrests for Drug Possession in Tarrant County	10
Adult Arrests Sale/Manufacturing of Drugs - Tarrant County	11
Adult Admissions to Tarrant County DSHS Funded Treatment Programs	12
Primary Drug at Time of Adult Admission to DSHS Funded Facilities – 2016	13
Number of Detox/Rehab Clients Served	14
Average Days to Wait for Admission to Detox/Rehab Centers	14
Assumed Mode of Transmission of Newly Identified AIDS Cases from Individuals who Reside in Tarrant County	15
Average Price of a Gram of Heroin – State of Texas	16
Average Price of an Ounce of Methamphetamine – State of Texas	16
Average Price of a Pound of Marijuana – State of Texas	17
Average Price of an Ounce of Cocaine – State of Texas	17
Total Tax Revenue to the State Mixed Beverage Sales	18
Gross Sales - Liquor Stores Tarrant County	18
Juvenile/Adolescent Resources	19
Adult/Community Resources	20
Tarrant County Challenge, Inc. Programs	20

INDICATOR 1

Youth Alcohol Related Arrests in Tarrant County



DUI
(Driving under
the influence)



Liquor laws



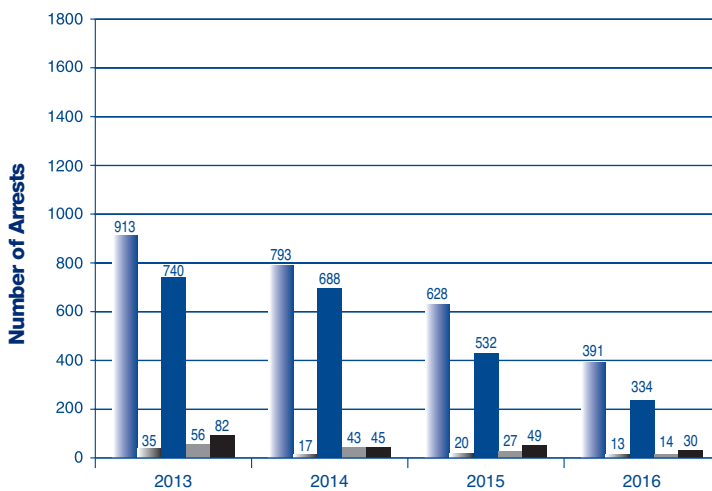
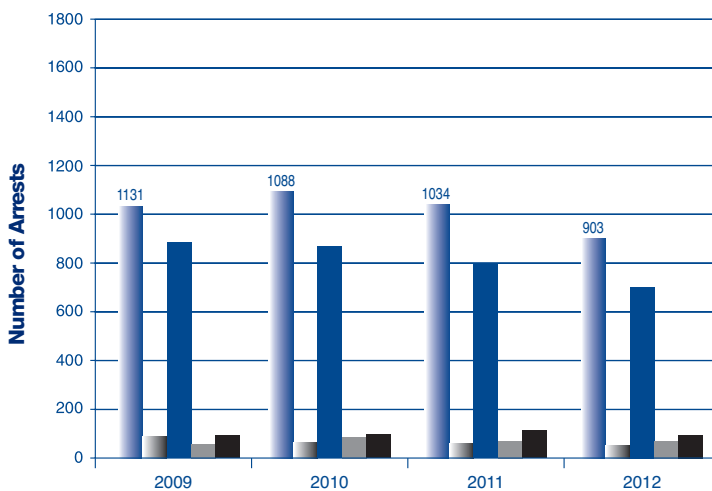
Drunkenness

NOTE: The numbers reported here reflect arrests of individuals 17 years of age and under.

SOURCE: Texas Department of Public Safety

INDICATOR 2

Youth Arrests for Drug Possession Tarrant County



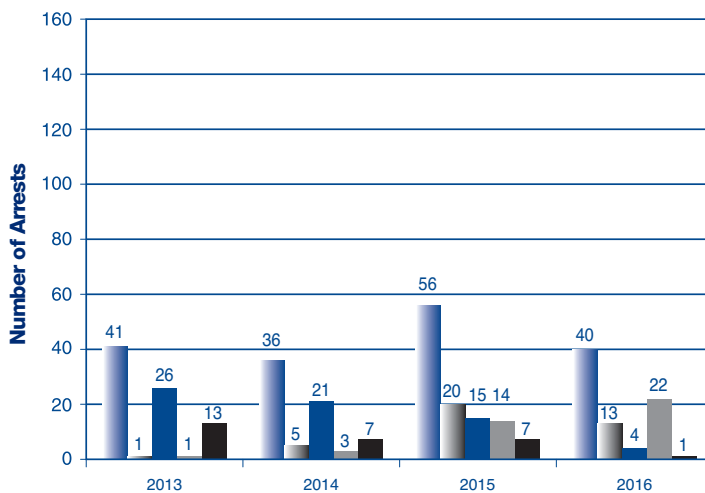
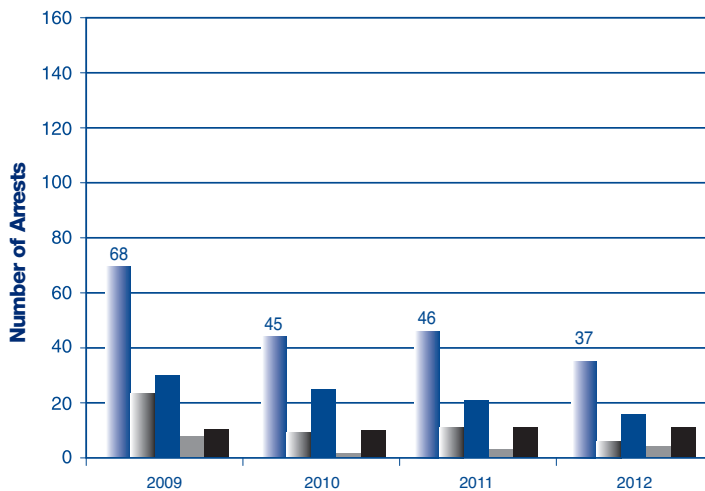
NOTE: The numbers reported here reflect arrests of individuals 17 years of age and under. Synthetic narcotics are prescriptions drugs which contain opium derivatives. The non-narcotics category includes prescription drugs which are not opium derivative based, inhalants, and all other illicit drugs which do not fall into the categories marijuana or opium/cocaine.

SOURCE: Texas Department of Public Safety

Y
O
U
T
H

INDICATOR 3

Youth Arrests for Drug Sales and Manufacturing in Tarrant County



Total

Opium/Cocaine

Marijuana

Synthetic
Narcotics

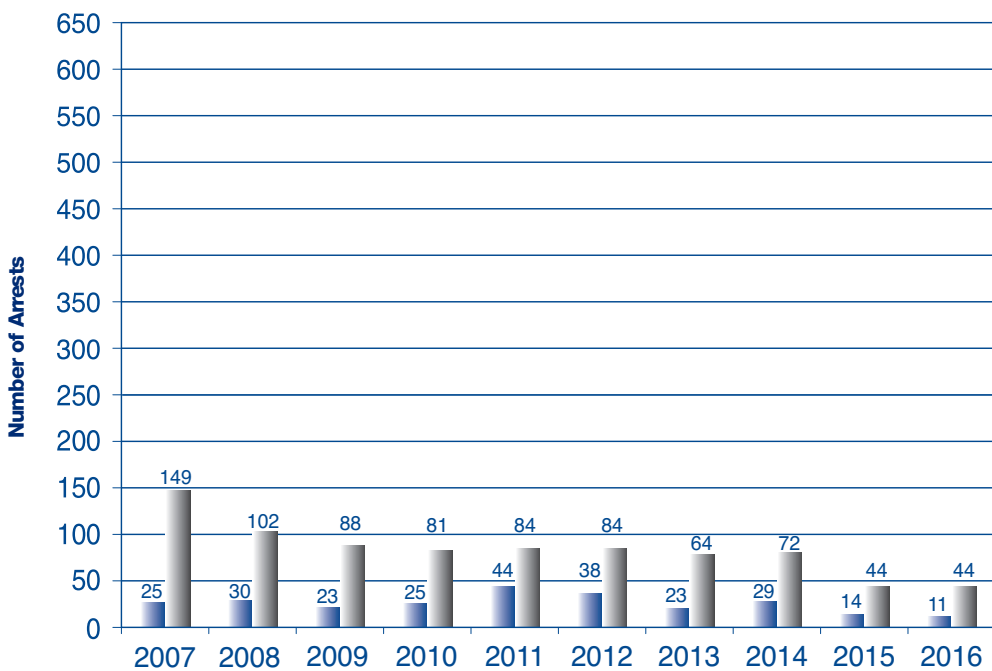
Non-Narcotics

NOTE: The numbers reported here reflect arrests of individuals 17 years of age and under. Synthetic narcotics are prescription drugs which contain opium derivatives. The non-narcotics category includes prescription drugs which are not opium derivative based, inhalants, and all other illicit drugs which do not fall into the categories marijuana or opium/cocaine.

SOURCE: Texas Department of Public Safety

INDICATOR 4

Juveniles on Probation for Drug Arrests



Felony

Misdemeanor

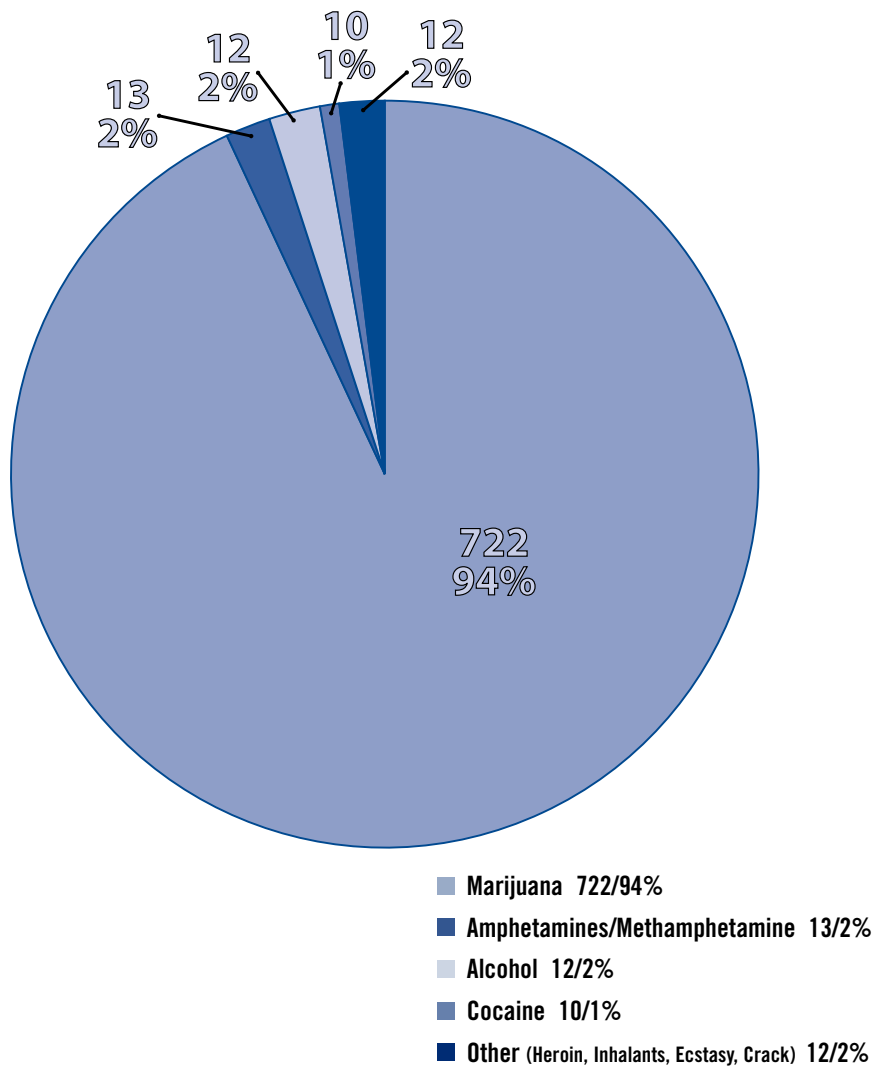
Y
O
U
T
H

NOTE: The majority of youthful offenders are handled with a broad range of other sanctions or supervisory outcomes, e.g., citations, referrals, supervisory caution, deferred prosecution, or adjudication to probation. Juveniles are individuals 10 years of age or older and under 17 years of age.

SOURCE: Tarrant County Juvenile Services

INDICATOR 5

Primary Drug at Time of Adolescent Admission to DSHS Funded Facilities 2016

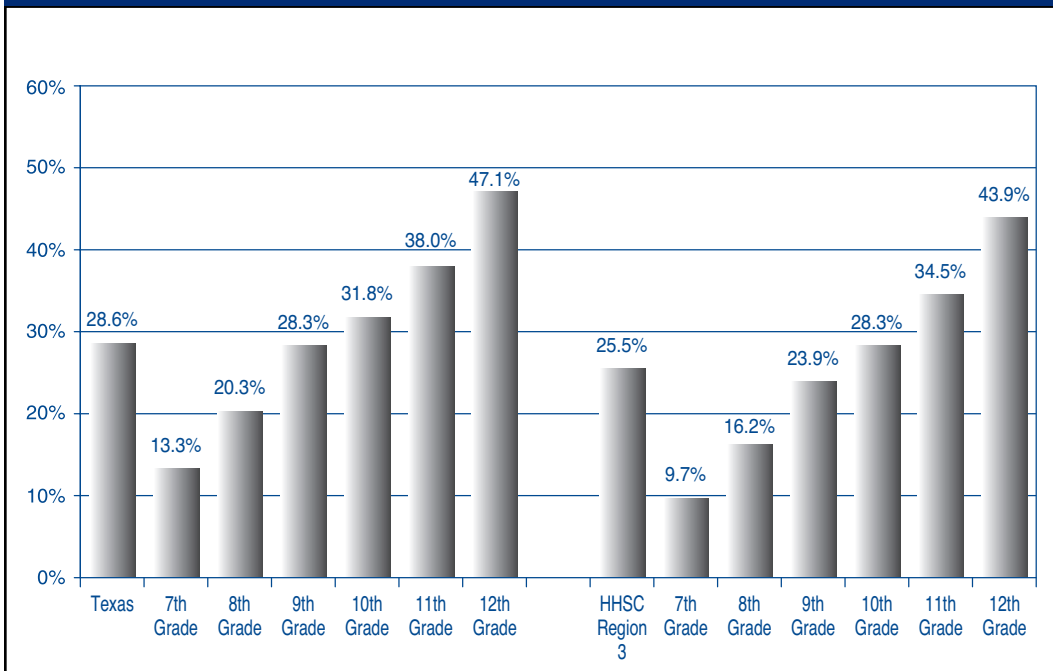


NOTE: HHSC funded facilities primarily serve individuals without behavioral health insurance coverage. These numbers include only those individuals who received state funded treatment services.

SOURCE: Texas Health and Human Services Commission

INDICATOR 6

Youth Who Reported Using Alcohol in the Month Prior to the Survey

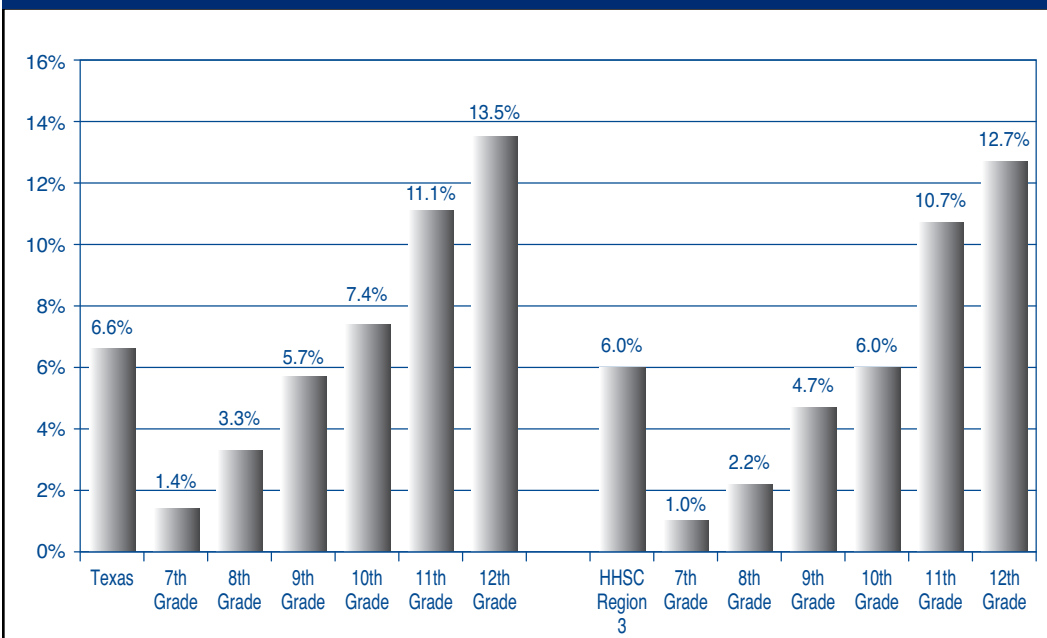


NOTE: These numbers represent youth who participated in the 2016 survey conducted by the Public Policy Research Institute of Texas A&M University.

SOURCE: Public Policy Research Institute, Texas A&M University

INDICATOR 7

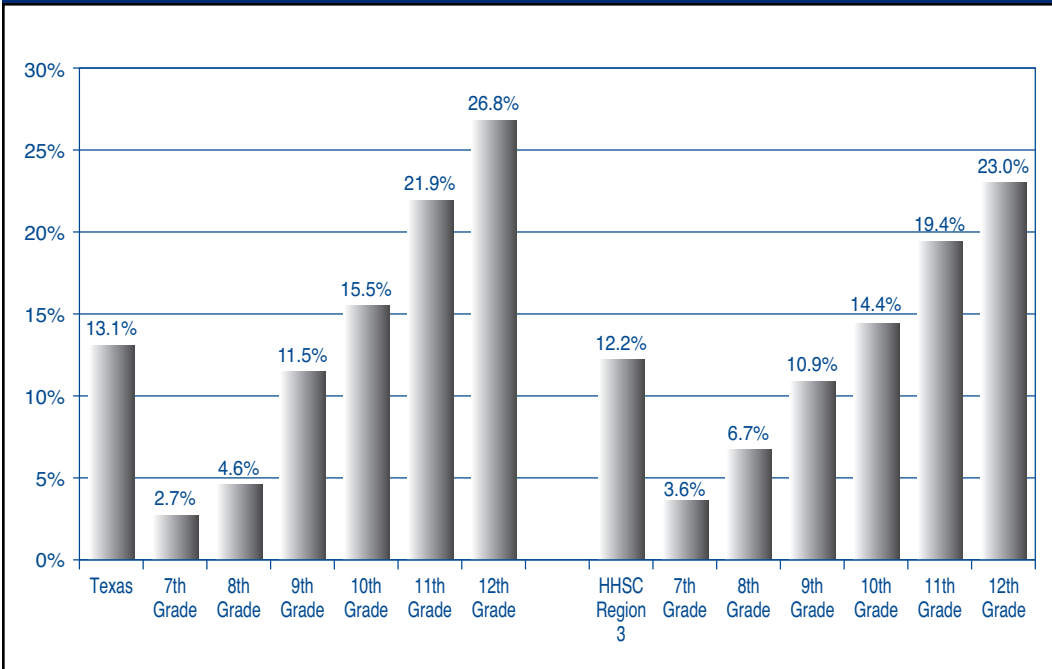
Youth Who Reported Using Alcohol Several Times per Month



NOTE: These numbers represent youth who participated in the 2016 survey conducted by the Public Policy Research Institute of Texas A&M University.

SOURCE: Public Policy Research Institute, Texas A&M University

Youth Who Reported Using Marijuana in the Month Prior to the Survey



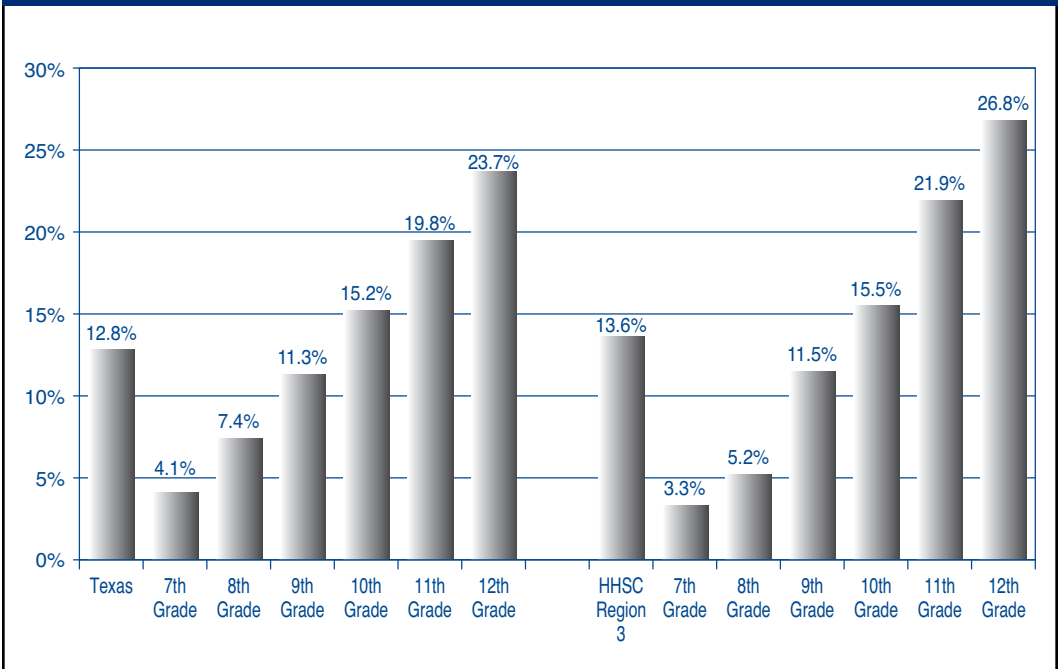
NOTE: These numbers represent youth who participated in the 2016 survey conducted by the Public Policy Research Institute of Texas A&M University.

SOURCE: Public Policy Research Institute, Texas A&M University

INDICATOR 9



Youth Who Reported Using any Illicit Drugs in the Month Prior to the Survey

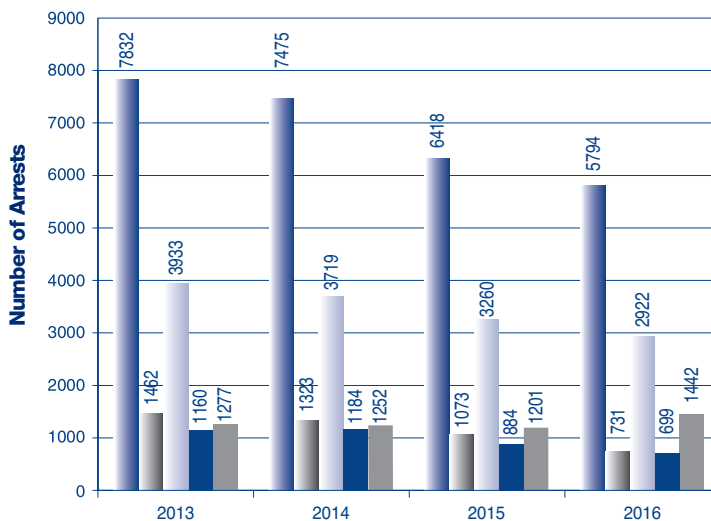
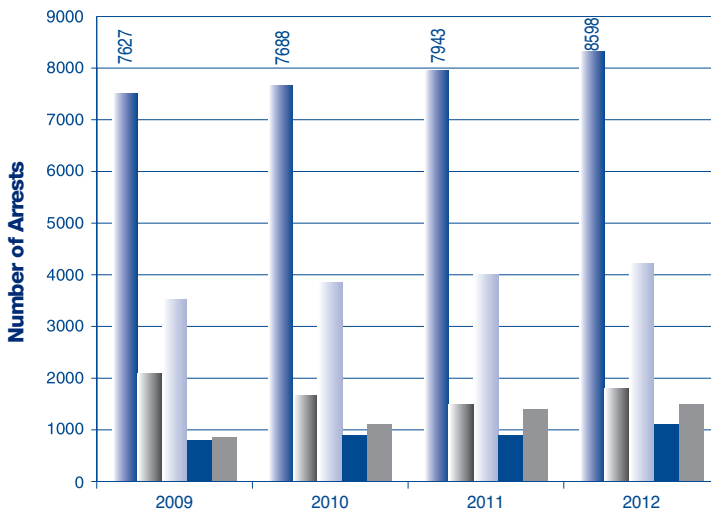


NOTE: These numbers represent youth who participated in the 2016 survey conducted by the Public Policy Research Institute of Texas A&M University.

SOURCE: Public Policy Research Institute, Texas A&M University

INDICATOR 10

Adult Arrests for Drug Possession Tarrant County



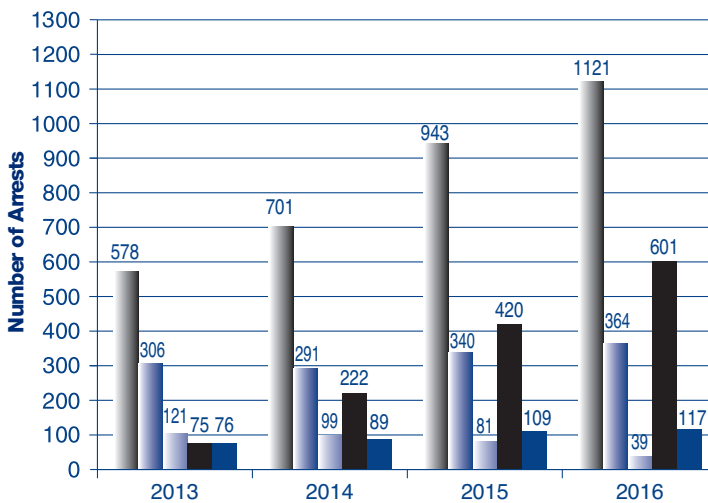
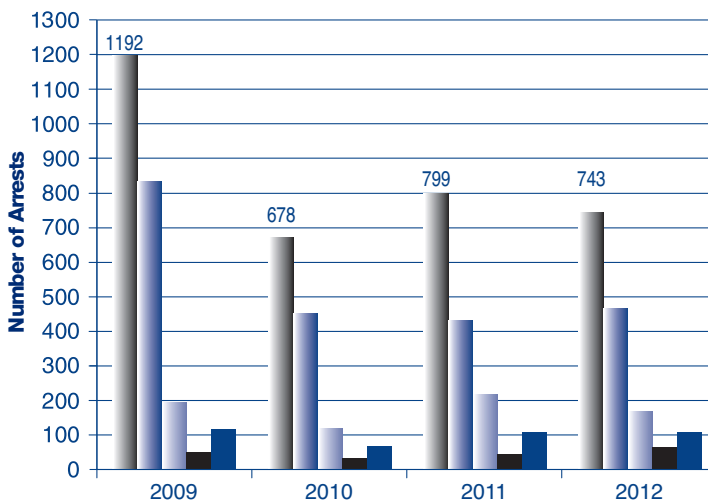
NOTE: The numbers reported here reflect arrest of individuals 18 years of age and older. Synthetic narcotics are prescription drugs which contain opium derivatives. The non-narcotics category includes prescription drugs which are not opium derivative based, inhalants, and all other illicit drugs which do not fall into the categories marijuana or opium/cocaine.

SOURCE: Texas Department of Public Safety

INDICATOR 11



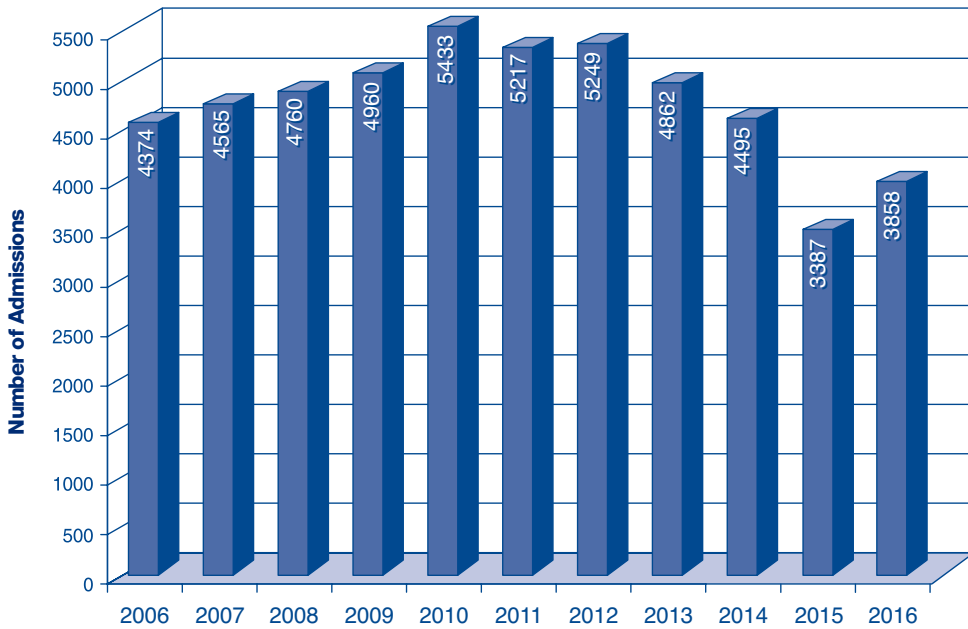
Adult Arrests Sale and Manufacturing of Drugs Tarrant County



NOTE: The numbers reported here reflect arrests of individuals 18 years of age and older. Synthetic narcotics are prescription drugs which contain opium derivatives. The non-narcotics category includes prescription drugs which are not opium derivative based, inhalants, and all other illicit drugs which do not fall into the categories marijuana or opium/cocaine.

SOURCE: Texas Department of Public Safety

Adult Admissions to Tarrant County DSHS Funded Treatment Programs

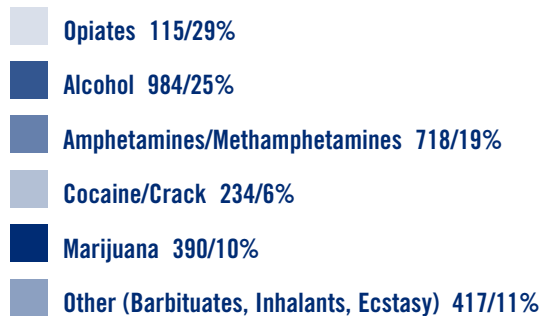
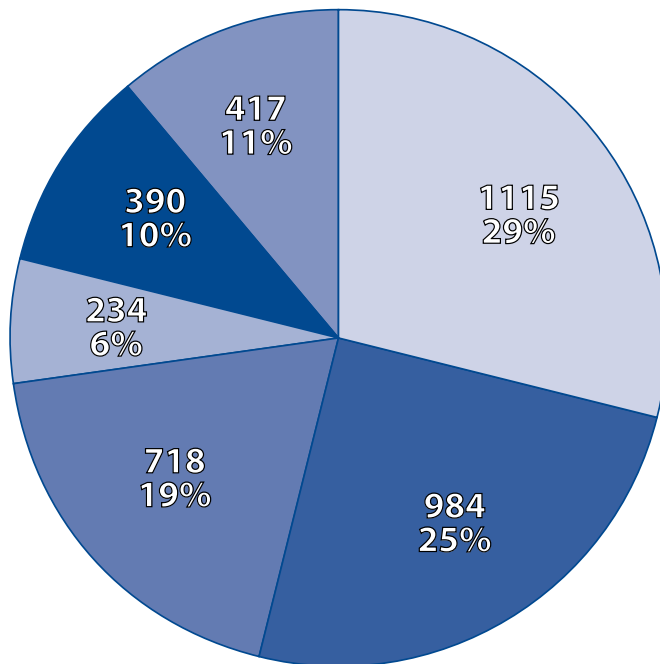


NOTE: The Texas Department of Health and Human Services (HHS) is a state agency that administers both federal and state funds. These figures represent only the adult clients for whom the agencies seek reimbursement from HHS. Individuals who receive treatment at HHS funded facilities often do not have private insurance and are unable to pay for their treatment.

SOURCE: Texas Department of Health and Human Services

INDICATOR 13

Primary Drug at Time of Adult Admission to DSHS Funded Facilities 2016

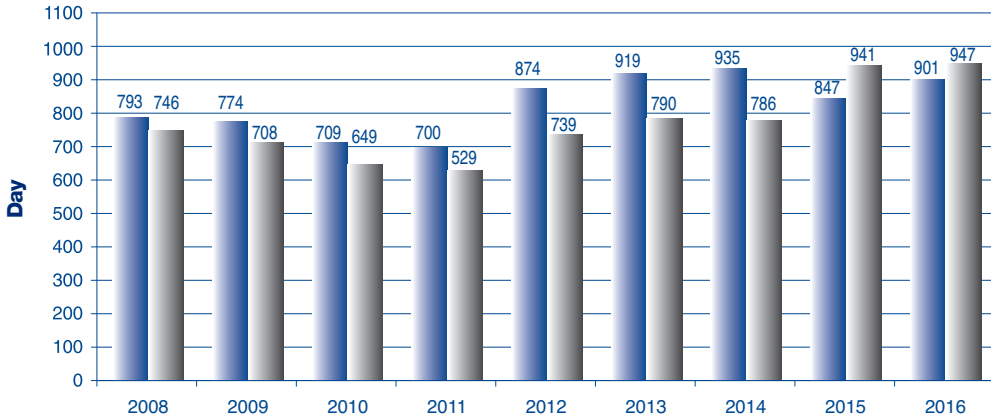


NOTE: The Texas Department of Health and Human Services (HHS) is a state agency that administers both federal and state funds. These figures represent only the adult clients for whom the agencies seek reimbursement from HHS. HHS funded facilities primarily serve individuals without behavioral health insurance coverage.

SOURCE: Texas Department of Health and Human Services

INDICATOR 14

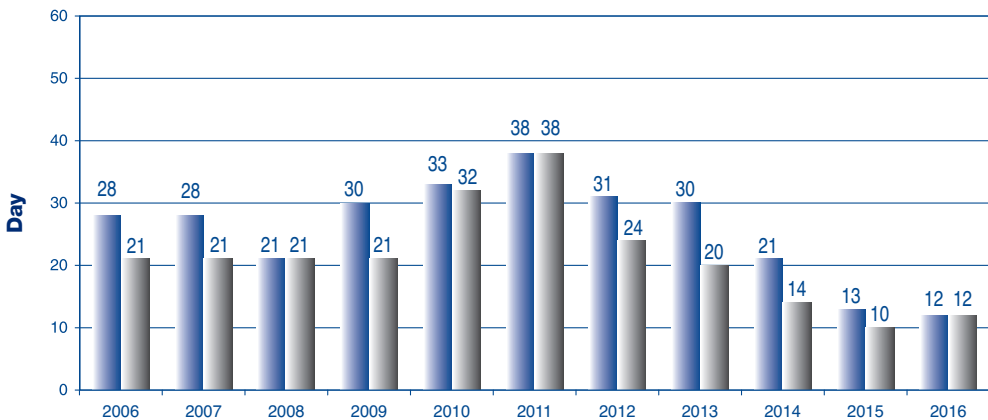
Number of Detox/Rehab Clients Served



Pine Street
(Rehabilitation)

Billy Gregory
(Detoxification)

Average Days to Wait for Admission to Detox/Rehab Centers

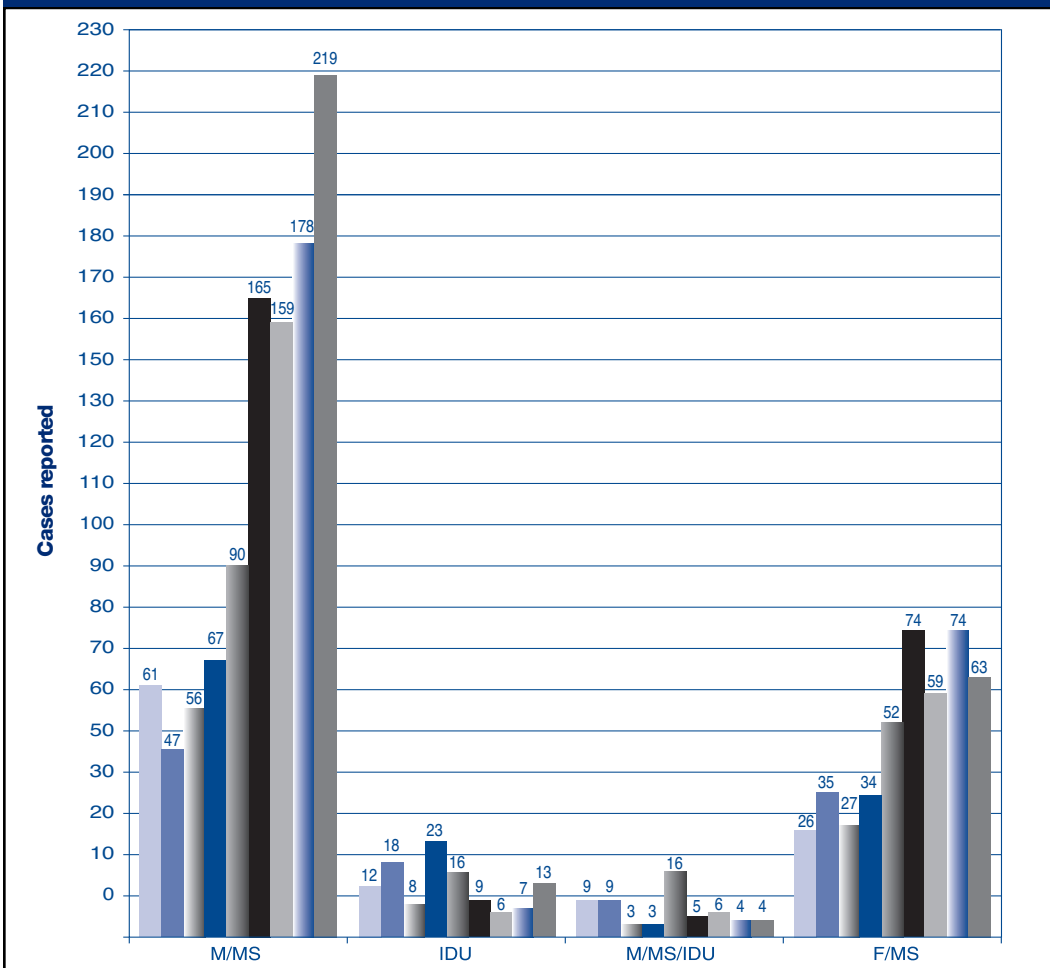


Pine Street
(Rehabilitation)

Billy Gregory
(Detoxification)

INDICATOR 15

Assumed Mode of Transmission of Newly Identified HIV Cases from Individuals Who Reside in Tarrant County



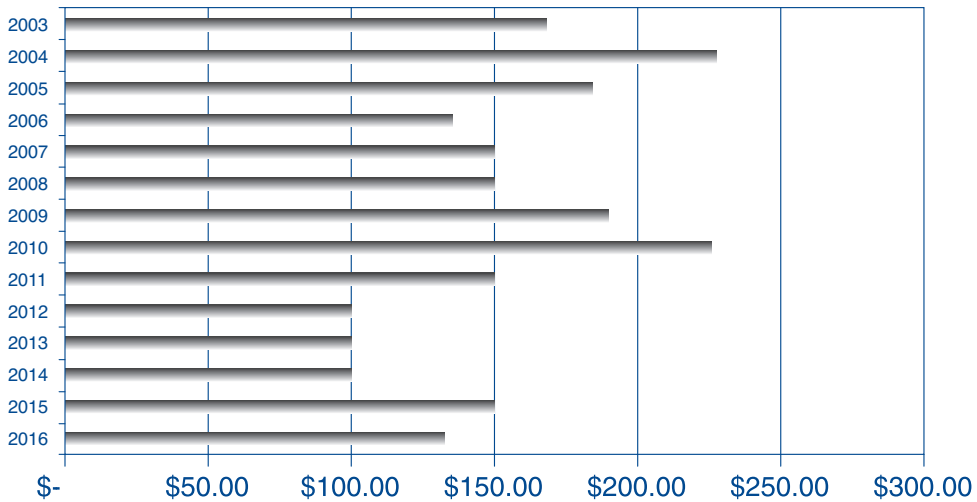
Assumed Mode of Transmission	Cases Reported in 2016
Men who have sex with men (M/MS)	219
Injection Drug Users (IDU)	13
M/MS and who inject drugs (M/MS/IDU)	4
Heterosexual Contact (F/MS)	63
Transfusion	0
Not Classified (NIR)	0

NOTE: Assumed modes of transmission are determined through provider and client interview, using a hierarchical system developed by the Center for Disease Control. To be classified in a category, risk must meet strict criteria.

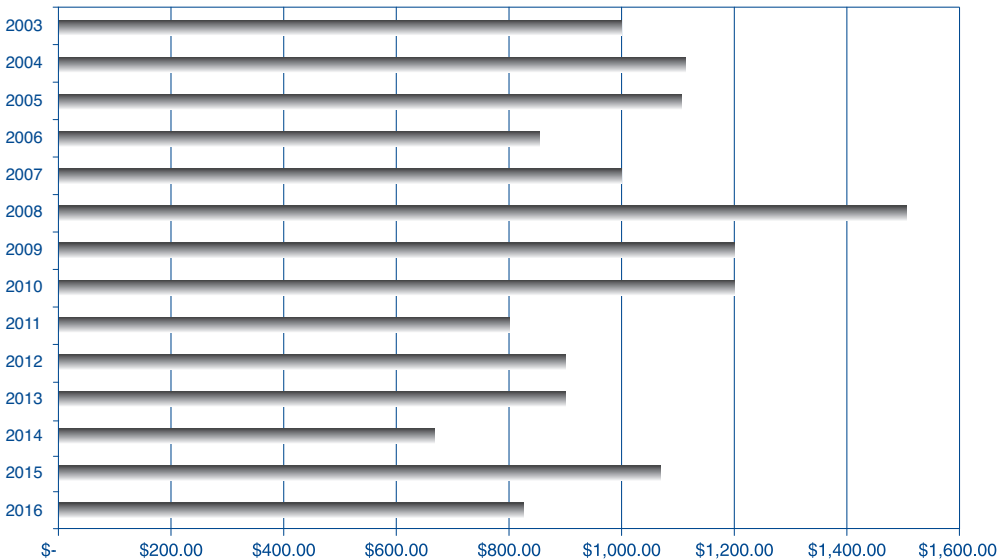
SOURCE: Texas Department of State Health Services

INDICATOR 16

Average Price of a Gram of Heroin State of Texas



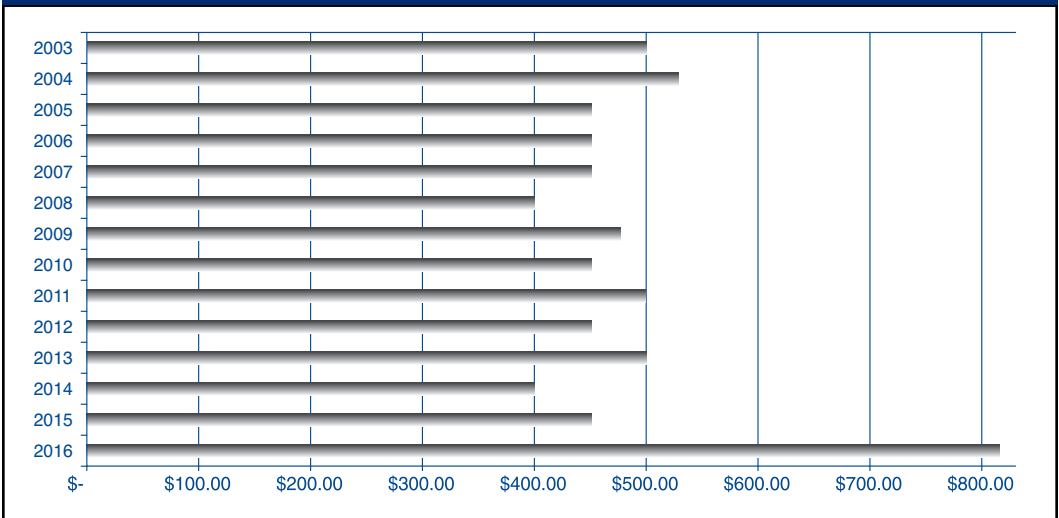
Average Price of an Ounce of Methamphetamine - State of Texas



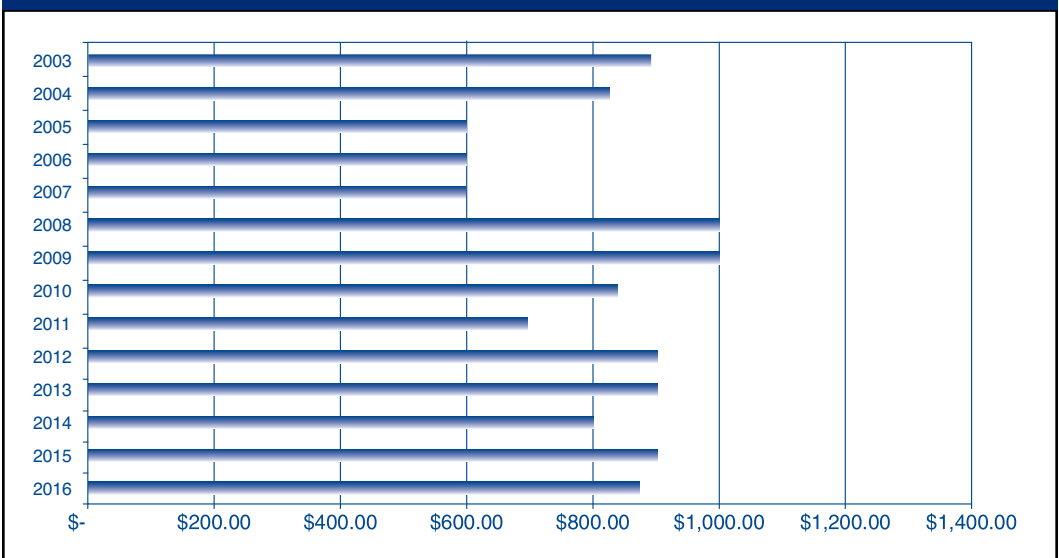
SOURCE: U.S. Drug Enforcement Administration, Fort Worth Resident Office

INDICATOR 17

Average Price of a Pound of Marijuana State of Texas

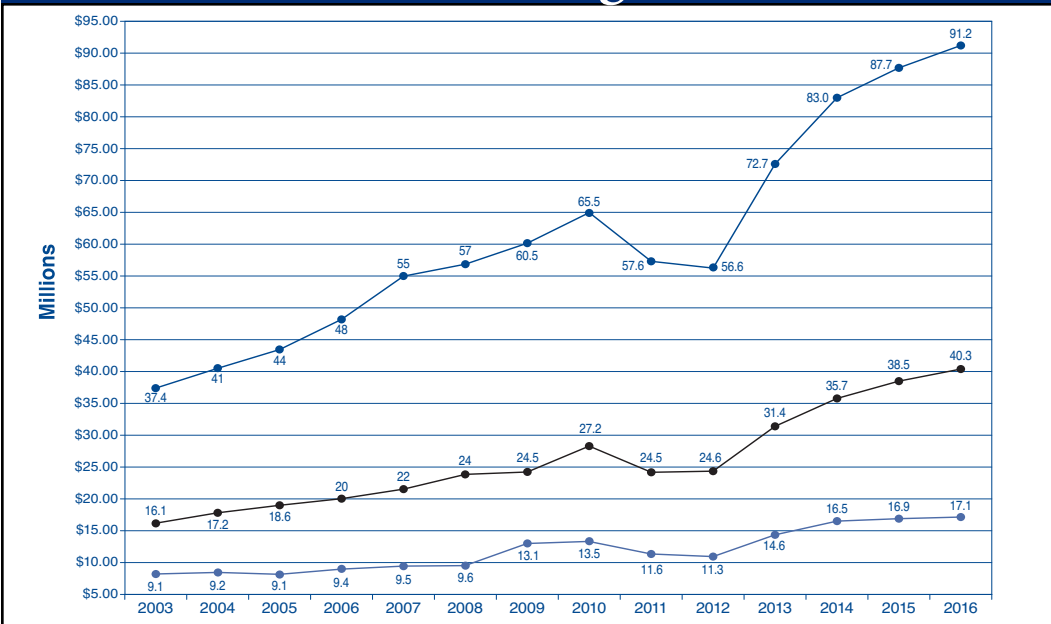


Average Price of an Ounce of Cocaine State of Texas



INDICATOR 18

Total Tax Revenue to the State Mixed Beverage Sales



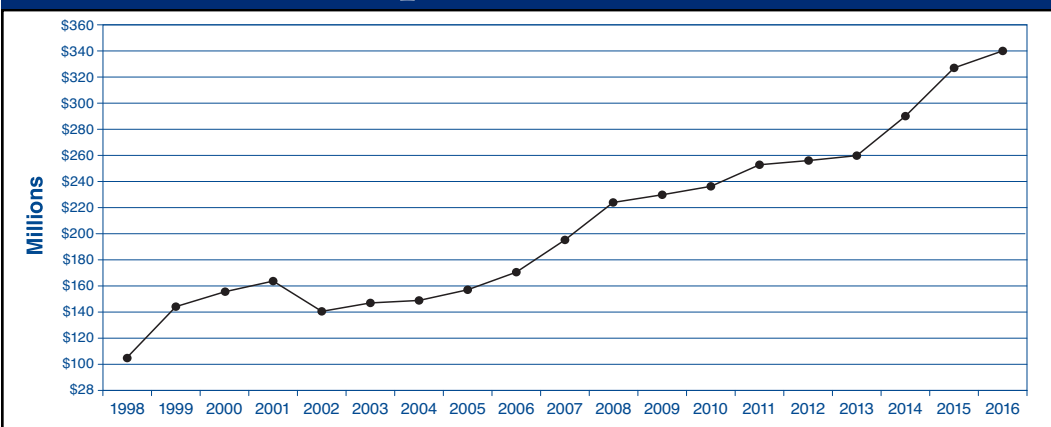
● Tarrant County

● Fort Worth

● Arlington

NOTE: This amount is the total amount remitted to the state by businesses in Tarrant County, Fort Worth, and Arlington. This money is then distributed back to the city and county at the rate of 10.7143% each. The net amount of money remaining is transferred to the State's General Revenue Fund.

Gross Sales - Liquor Stores Tarrant County



NOTE: Liquor store sales taxes are one measure of alcohol sales in the county and have increased steadily since 1992, before dropping by 29.5% from 1996 to 1998. This change may imply reduced demand or may only indicate the increased availability of alcohol in the form of wine and beer from other sources (e.g., restaurants, grocery stores, convenience stores, drug stores, etc.).

SOURCE: State Comptroller of Public Accounts

Juvenile/Adolescent Resources:

For drug information visit <http://www.drugfreeamerica.org>

For tobacco use prevention visit <http://www.tobaccofreekids.org>

For suggestions on keeping kids drug free visit <http://www.theantidrug.com>

Texas Department of State Health Services visit <http://www.dshs.state.tx.us>

For Adolescents visit <http://www.thecoolspot.gov>

Prevention Programs

Betty Ford Center Five Star Kids Program (972) 751-0363

Boys & Girls Clubs of Arlington (817) 226-2422 or Fort Worth (817) 834-4711

Communities in Schools (817) 446-5454

Girls, Inc. of Tarrant County (817) 468-0306

JPS Mom & Baby Special Services (817) 920-7322

Lena Pope (817) 255-2652

Recovery Resource Council (817) 332-6329

Santa Fe Youth Services (817) 492-4673

Challenge of Tarrant County (817) 336-6617

Volunteers of America (817) 529-7300

Treatment Programs

Clearfork Academy (817) 714-1311

Excel Center (817) 335-6429

Lena Pope (817) 255-2652

MHMRTC Tarrant Youth Recovery Campus (817) 569-4270

Millwood Hospital (817) 261-3121

Nexus Recovery (214) 321-0156

North Texas Addiction Counseling and Education (817) 426-2868

Phoenix Associates Counseling (817) 338-0311

Sundance (817) 583-0838

Community Coalitions

Challenge Prevention Providers Coalition (817) 336-6617

Challenge Treatment Providers Coalition (817) 336-6617

Challenge/UTA/SMART Coalition (817) 336-6617

Challenge/TCU/The Bottom Line Coalition (817) 336-6617

Challenge/Weatherford College/Follow Our Lead Coalition (817) 336-6617

Challenge/Keller/Stay on Track Coalition (817) 336-6617

For more resources please visit our website at www.challengetc.org or call us at (817)336-6617

Adult/Community Resources:

Recovery Resource Council operates a 24-hour information and referral telephone hotline for substance abusers and their families.

Call (817) 332-6329.

For information on treatment and prevention, visit the National Clearinghouse for Alcohol and Drug Information at <http://www.health.org>.

Treatment Programs

ABODE (817) 246-8677

Casa Palmera (858) 481-4411

Cenikor Foundation (817) 921-2771

Center for Therapeutic Change (817) 446-9770

Enterhealth (855) 393-6856

Harris Methodist Springwood (817) 355-7700

Hemphill Treatment Facility (817) 334-0111

Huguley Hospital (817) 568-3336

JPS Mom and Baby Drug Free Program (817) 920-7322

La Hacienda (800) 749-6160

Lena Pope (817) 255-2500

Med Mark Treatment Center (817) 207-8700

My Health My Resources of Tarrant County (817) 569-4600

Mesa Springs Hospital (817) 292-4600

Nexus Recovery (214) 321-0156

North Texas Addiction Counseling and Education (817) 332-7165 • (817) 795-8278

Phoenix Associates (817) 795-3030

Ranch at Dove Tree (817) 310-0379

Recovery Resource Council (817) 332-6329

Salvation Army - First Choice Program (817) 926-6662

Sante (940) 464-7222

Starlight Recovery Center (817) 471-6991

Summer Sky (888) 857-8857

Sundance Behavioral Health (817) 583-8038

The Right Step (817) 857-9100

Valley Hope Grapevine (817) 424-1305

Volunteers of America (817) 529-7300 • (817) 534-3432

For more resources please visit our website at www.challengetc.org or call us at 817-336-6617

For more information or to find out how you can help your community call 817-336-6617

Challenge of Tarrant County Programs

Planning and Advocacy: educates advocates and decision makers and the community regarding substance abuse prevention, intervention, and treatment. Projects encourage networking among agencies, develop media strategies, collect and disseminate information, and advocates for sound public policy.

Challenge Coalitions raise awareness and reduce substance abuse in Tarrant County by strengthening collaboration among community partners who represent schools, youth service agencies, law enforcement, health and human services, elected officials and concerned citizens.

Supportive Education for Children of Addicted Parents designed by the nation's top researchers assists children of all ages whose parents suffer from addiction. Through participation, children learn to cope with their parent's disease and heal from the devastation of living with addiction

Family Drug Court (FDC) an integrated, court-based collaboration that protects children from abuse and neglect precipitated by substance abuse through timely decisions, coordinated services, treatment, and safe and permanent placements. FDC empowers the community to build collaborations that provide much needed services to parents struggling with substance abuse and are involved with the Department of Family and Protective Services.

Challenge Training Institute (CTI) provides a wide variety of training programs designed to help professionals, parents, students, elected officials and the community increase their knowledge around substance abuse issues. Trainings are delivered in the community or workplace and continuing education units (CEUs) are available. CTI can customize training to meet specific organizational needs.

Closing the Addiction Treatment Gap (CATG) is designed to create awareness of—and increase resources to close—an alarming gap in the availability of drug and alcohol addiction treatment for Americans who need it. Program strategies include broadening insurance coverage, increasing funding, and achieving greater efficiency and quality.

Substance Abuse Information Index (SAID) utilizes technology to collect and disseminate state and local data to demonstrate the nature and extent of substance abuse in Tarrant County. The project maintains an internet site at www.challengetc.org and produces the Drug Impact Index, a valuable research tool used by hundreds of individuals and organizations annually.



226 Bailey Avenue • Suite 105 • Fort Worth, Texas 76107
817-336-6617 • FAX 817-336-6642 • www.challenetc.org