

Lucky Dog Humane Education Lesson 7 –Respectful Nature Walk

Aligns to the following Common Core Standards for K-5

(ELA = English Language Arts)

! **ELA Speaking and Listening** - Standards 1, 3, 4 & 6

Aligns to Social Emotional Learning Outcomes

! **Self Awareness:** Identifying emotions, thoughts and values

! **Self Management:** Self-discipline - Impulse control

! **Social Awareness:** Perspective-taking - Empathy - Respect for others - Diversity

! **Relationship Skills:** Communication - Relationship building

! **Responsible Decision-making:** Identifying problems - Analyzing situations - Solving Problems - Ethical responsibility - Reflecting

OBJECTIVE: To inspire children to feel respect and compassion for wildlife in their community through an engaging nature walk activity. Children will learn to be responsible and respectful as they explore their environment. They will be given the opportunity to critically think of ways they can treat themselves and others with respect.

PREPARATION: Presenters will read the story *Make Way for Ducklings* by Robert McCloskey and lead an interactive session on being respectful to urban wildlife. This gives students basic knowledge of being a responsible citizen and doing their part in keeping wildlife safe and healthy.

METHOD:

- Lucky Dog H.E. presenters will use a PowerPoint Storybook presentation, accompanied by posters, puppets, and props –
- Presenters will leave expansion activities for the classroom. These activities will help teachers promote compassion for animals and compassion in the classroom. They will also inspire children to understand that they, too, can participate in positive change.

IMPLEMENTATION:

The classroom teacher will read the book *Be Kind* – by Rachel A. DiNunzio, the children will then join their teacher on a “Respectful Nature walk”

Nature Walk Ideas:

- **Take a walk in your community and discover your local wildlife.**
- **Practice respect for their habitat**
- **Take pictures from afar**
- **Research and discuss the needs of each specific species**
- **Use checklist or scavenger hunt form to help children know what to look for. (see example below)**









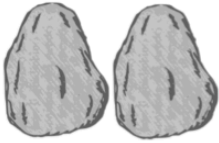











Materials: Outdoors, Scavenger Hunt form, clipboards, pencils, Optional: Camera, Binoculars

Concepts: Building Character, helping children think about ways to be respectful when in nature.

CONCLUSION: Discuss what the children experienced and ways they can be respectful and responsible when they encounter wildlife and ways they can help keep wildlife safe and healthy.

Scavenger Hunt- Nature Walk

Can you find all 20?

 <p>bird</p>	 <p>tree roots</p>	 <p>ant</p>	 <p>spiderweb</p>
 <p>green leaf</p>	 <p>acorn</p>	 <p>flower</p>	 <p>log</p>
 <p>two similar rocks</p>	 <p>mushroom</p>	 <p>squirrel</p>	 <p>tall grass</p>
 <p>stick that looks like a letter 'y'</p>	 <p>flying bug</p>	 <p>brown leaf</p>	 <p>cloud</p>
 <p>dandelion</p>	 <p>animal footprints</p>	 <p>wild berries</p>	 <p>pine cone</p>

www.thebirdfeednyc.com