



EVCify

Electric Vehicle Charging Solutions

EV Charging Network

Assessment of January 2026 in Türkiye

(The 18th edition)

Prepared by Ferhat Bal

To a sustainable green world 

Switch
To
Electric
Vehicle

 +90 532 794 65 42

 support@evcify.com

 <https://evcify.com>

 Teknopark Ankara/Türkiye



Overview



The electric vehicle (EV) charging infrastructure in Türkiye is **expanding rapidly** to accommodate the growing adoption of EVs.

This report comprehensively analyzes **key metrics** related to EV charging stations, the number of sockets, power capacity, sectoral distribution, the number of sold EVs, and growth trends over the past year. **In addition**, it provides detailed insights into the monthly electricity consumption data of charging operators and the overall electricity consumption trends by month, offering a holistic view of how energy demand in the EV charging sector is evolving.

The data presented aims to **benchmark** the state of the EV charging network, compare key milestones, and project future **growth**.

For more information, you can visit our "Data Sharing Platform"

 <https://data-sharing-web-app.evciify.com>



Editorial Independence Statement



This report has been published within the scope of **sponsorship**. The content of the report has been prepared by **EVCify** in an **editorially** and **analytically independent manner**.

The sponsorship **has not influenced** the **data sets, analysis methods**, or the **conclusions of the report**.



Executive Summary



- **Demand Surge:** The December 2025 report shows sustained strong demand for EV charging, with **58.238,02 MWh** of electricity consumed in a single month, slightly **higher** than **October's** record, yet remaining among the highest levels recorded to date.
- **Infrastructure Growth:**
 - By 31st January 2026, the total number of sockets reached **39.779**:
 - **22.683** AC sockets
 - **17.096** DC sockets
 - During January alone, **1.277 new sockets** were added.
 - Boğaziçi Elektrik Dağıtım A.Ş. leads with the **highest** number of installed sockets (**7463**).
 - BAŞKENT Elektrik Dağıtım A.Ş. holds the **largest** installed power capacity (**396.547 kW**).
- **Consumption Split (December 2025):**
 - **DC charging accounted for 80,89%** of total electricity consumption.
 - **AC charging accounted for 19,11%.**

Demonstrating the dominance of fast and ultra-fast charging in shaping the market.



Executive Summary



- **Efficiency by Technology:**

- Slow Socket ($\leq 22\text{kW}$): **15 EVs per socket, 1.17 kW/EV**
- Fast Socket ($> 22\text{kW}, \leq 150\text{kW}$): **37 EVs per socket, 2.55 kW/EV**
- Ultra-Fast Socket ($> 150\text{kW}$): **46 EVs per socket, 4.44 kW/EV**

→ Underlining the strategic importance of **high-power infrastructure**.

- **Market Penetration (TÜİK):**

- EV sales in December 2025: **21.695 units**
- Cumulative Jan–Dec 2025 sales: **186,979 units**
- Total EV stock in Turkey: **370.591 vehicles**

- **Market Penetration (ODMD):**

- EV sales in December 2025: **25.203 units**
- Cumulative Jan–Dec 2025 sales: **189.868 units**
- Total EV stock in Turkey: **375.323 vehicles**

- **Operator Concentration:**

- In December 2025, **the Top 10 CPOs consumed 40.300 MWh**, representing **69,2%** of total demand.

→ The market is **highly concentrated among leading operators**, signaling ongoing consolidation.

- **Regional Concentration:**

- In December 2025, the **Top 10 provinces** consumed **43,099 MWh**, covering **74,03%** of total demand.

EV charging demand is still **heavily concentrated in metropolitan areas**, highlighting growth potential in secondary regions.



Number of Sockets in Türkiye



2.994

Total Socket Power (GW)

39.779

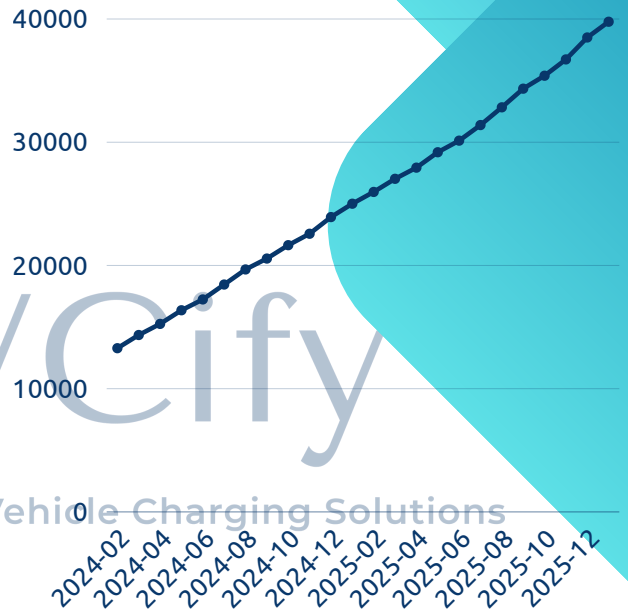
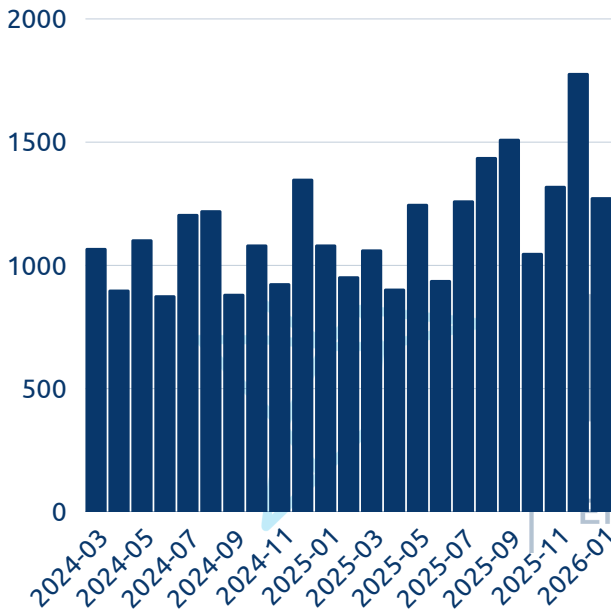
Total Number of Sockets

22.683

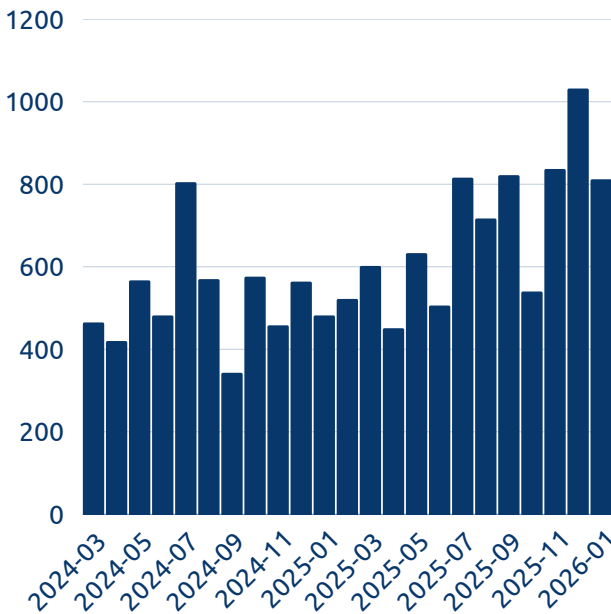
Total Number of AC Sockets

17.096

Total Number of DC Sockets

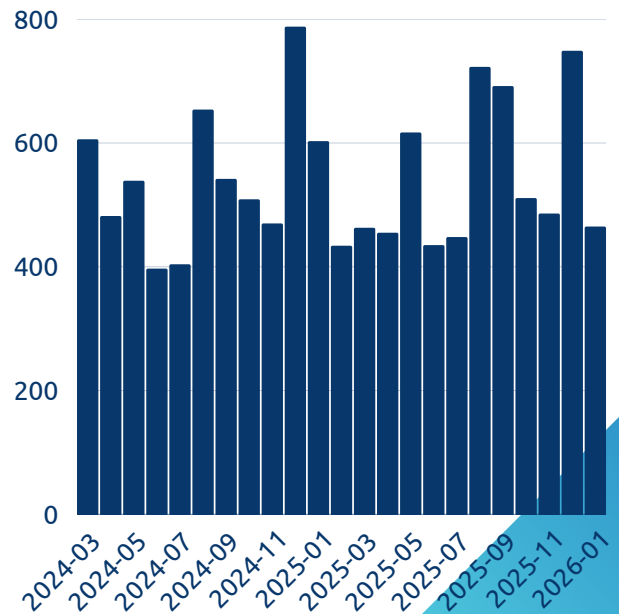


Number of Total Sockets



Number of AC Sockets

Cumulative Number of Total Sockets



Number of DC Sockets

Source:


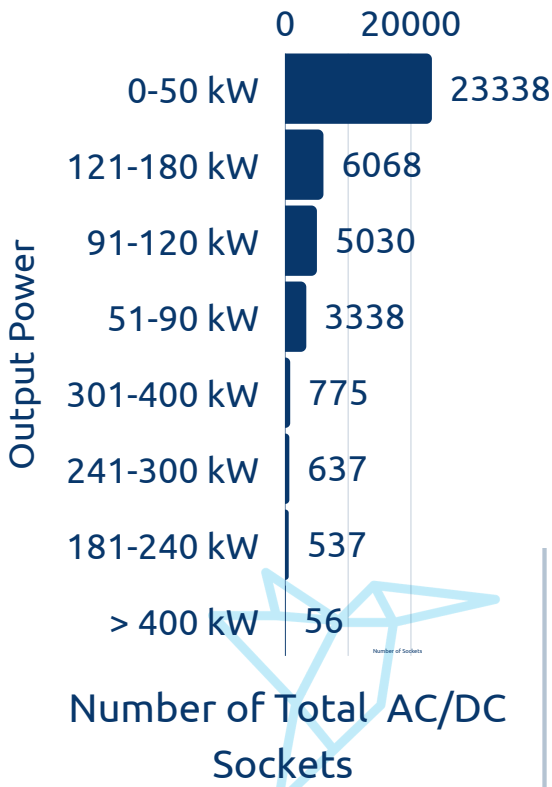
1. EMRA, Energy Market Regulatory Authority



<https://evcity.com>



Range of Sockets by Power in Türkiye



EVCity

Electric Vehicle Charging Solutions

	Slow Socket ($\leq 22\text{kW}$)	Fast Socket ($> 22\text{kW}$, $\leq 150\text{kW}$)	Ultra Fast Socket ($> 150\text{kW}$)
Number of EVs per Socket	15	37	46
Output Power (kW) per EV	1.17	2.55	4.44

Number of Sockets & Output Power per EV

Source:

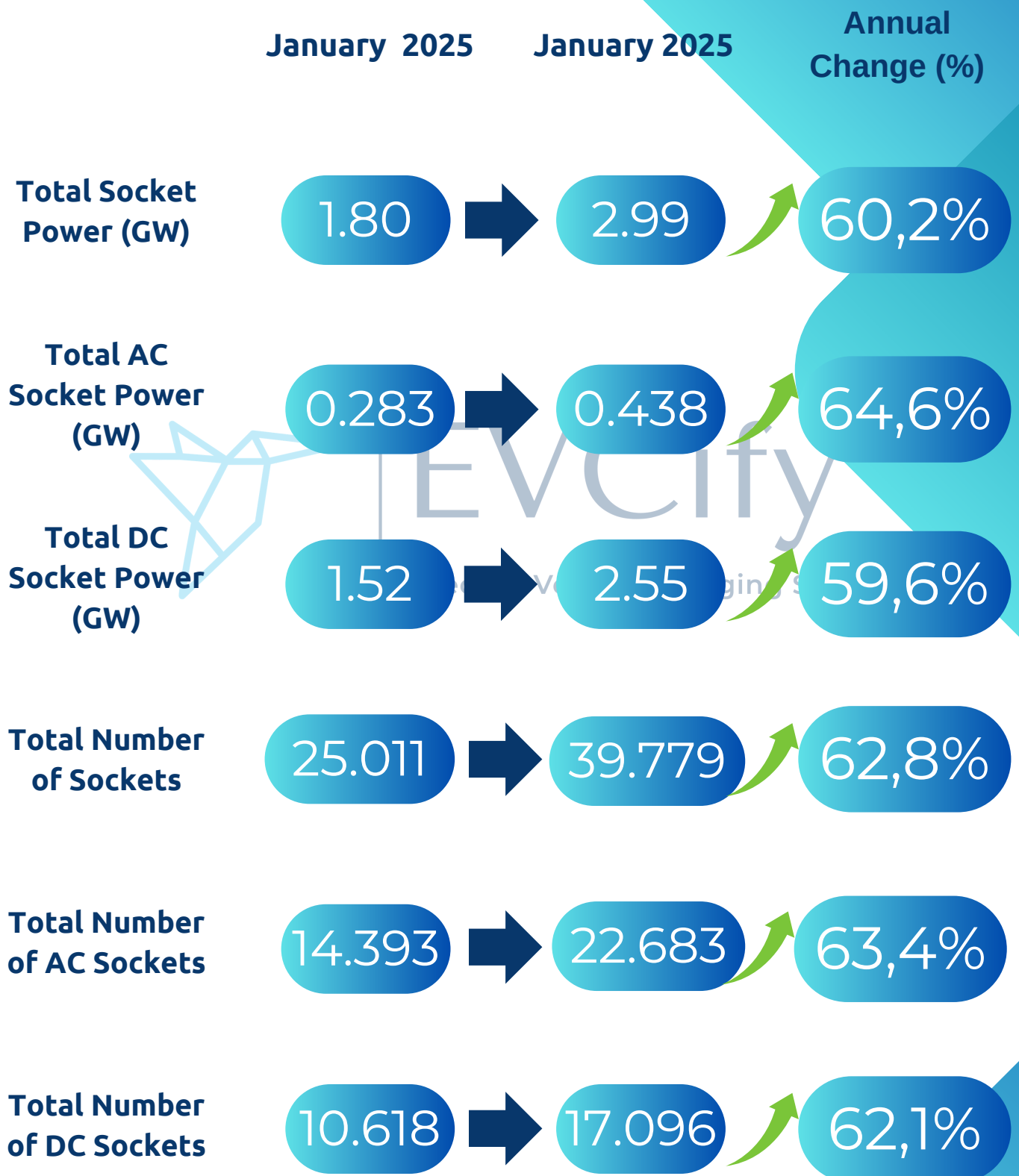
1. EMRA, Energy Market Regulatory Authority



<https://evcity.com>



EV Charging Infrastructure Annual Change



Benchmark Number of Sockets /Output Power by Years

Source:

1. EMRA, Energy Market Regulatory Authority



<https://evcify.com>



Number of EVs in Türkiye

TÜİK, Turkish Statistical Institute



370.591

Total Number of EVs

186.979

January-December
2025 EVs

21.695

December 2025
EVs

9,3

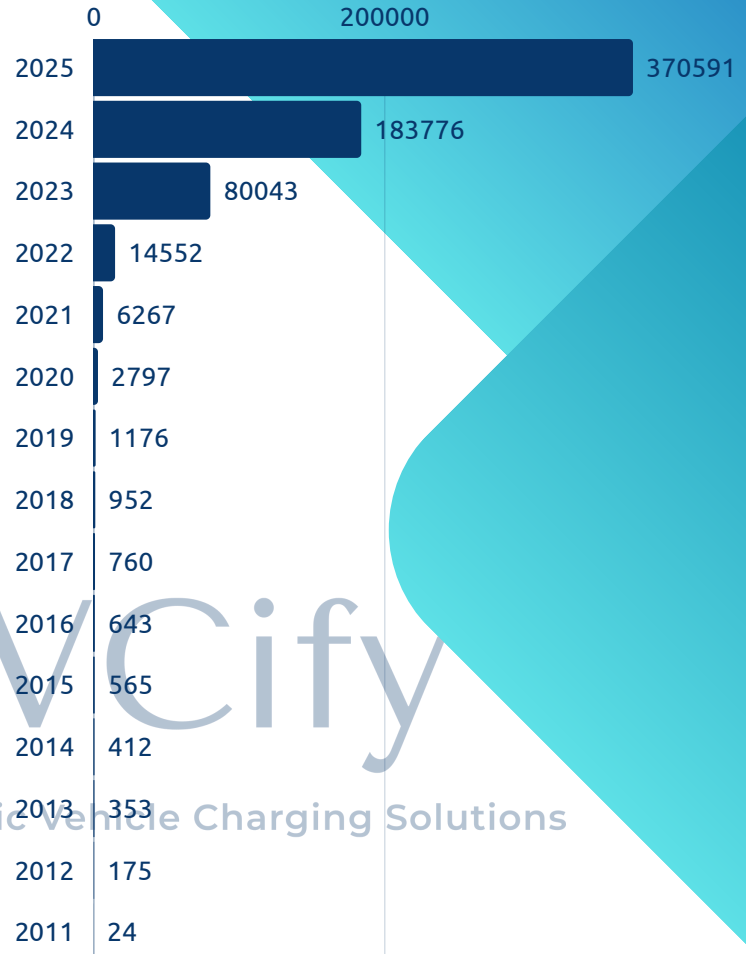
Number of EVs per Total Socket

16,3

Number of EVs
per AC Socket

21,6

Number of EVs
per DC Socket



Number of EVs by Years

December				January-December			
2024		2025		2024		2025	
Number	Market Share%	Number	Market Share%	Number	Market Share%	Number	Market Share%
17.894	16,5	21.695	14,7	103.850	10,2	186.979	16,7

Benchmark Number of EVs by Years

Source:

1. TÜİK, Turkish Statistical Institute
2. PEV is not included



<https://evcity.com>



Number of EVs in Türkiye

ODMD-Automotive Distributors & Mobility Association



386.481

Total Number of EVs

11.158

January-December
2026 EVs

11.158

January 2026
EVs

9,7

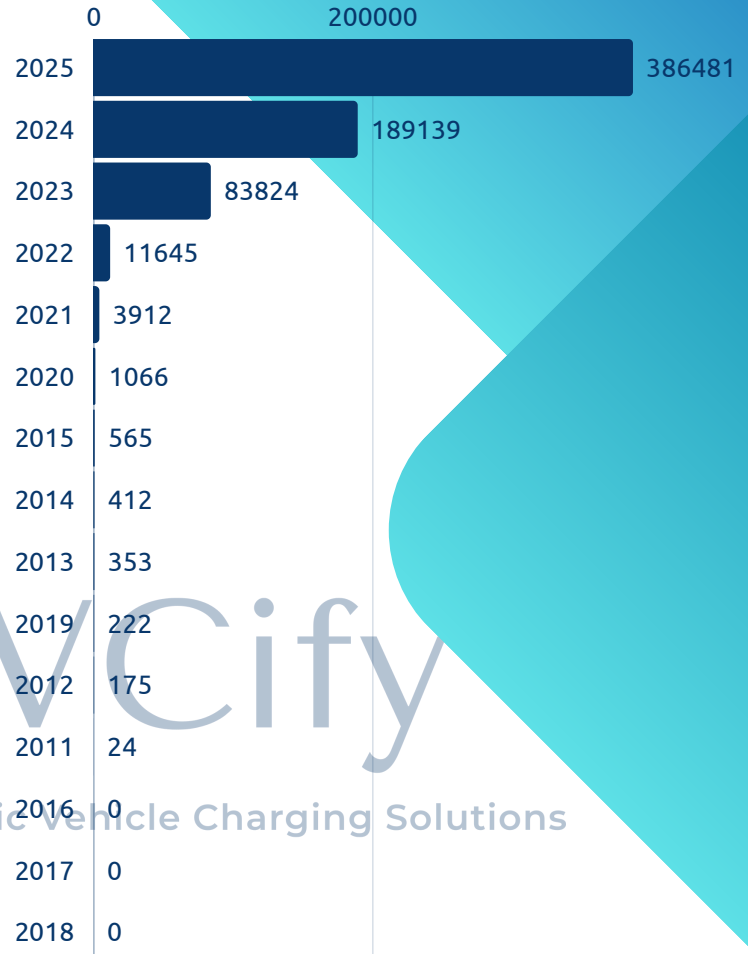
Number of EVs per Total Socket

17,0

Number of EVs
per AC Socket

22,6

Number of EVs
per DC Socket



Number of EVs by Years

January				January-December			
2025		2026		2025		2026	
Number	Market Share%	Number	Market Share%	Number	Market Share%	Number	Market Share%
6.071	10,9	11.158	18,3	6.071	10,9	11.158	18,3

Benchmark Number of EVs by Years

Source:

1. ODMD-Automotive Distributors & Mobility Association



<https://evcity.com>



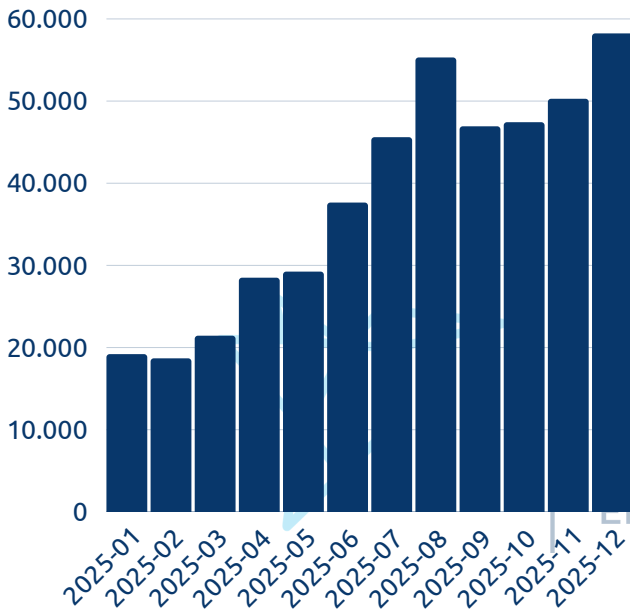
Electricity Consumption & Sessions

Monthly & Cumulative



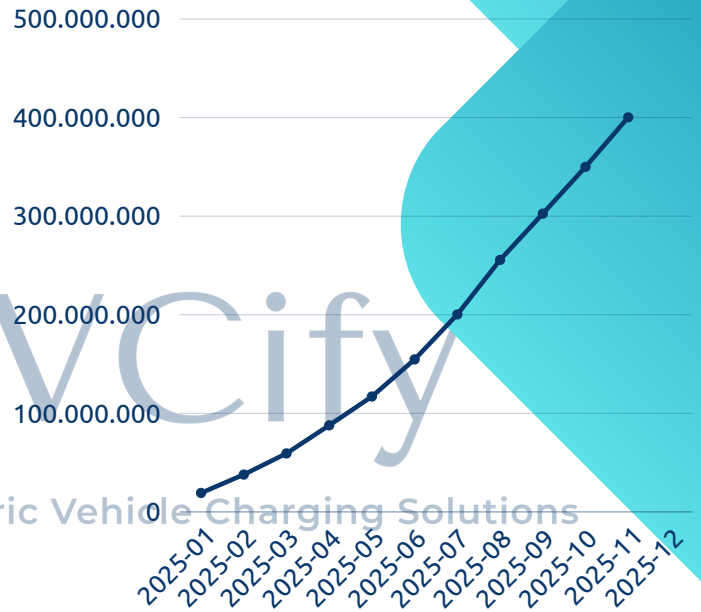
458.516

Total Electricity Consumption (MWh)

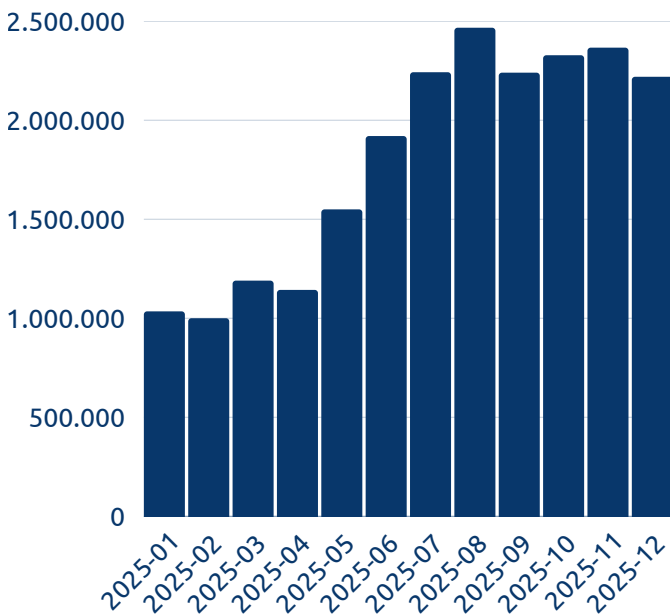


21.701.880

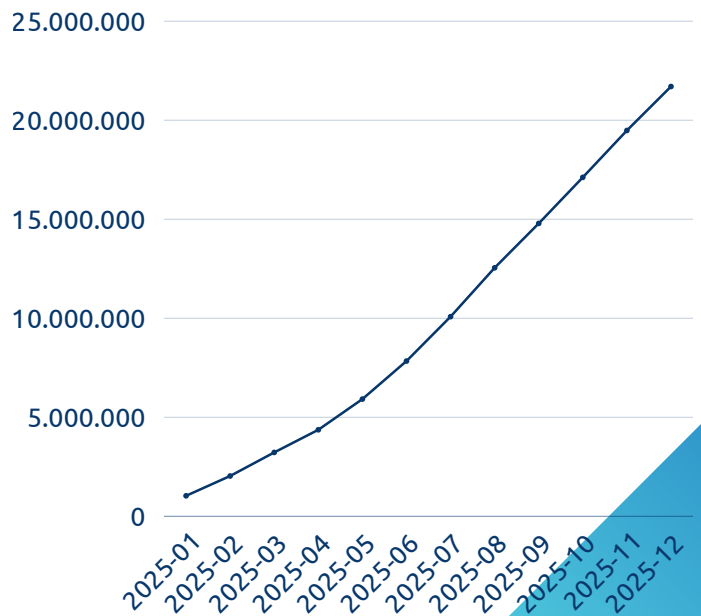
Total Charging Sessions



Electricity Consumption (kWh)



Cumulative Electricity Consumption (kWh)



Charging Sessions

Cumulative Charging Sessions

Source:

1. EMRA, Energy Market Regulatory Authority



<https://evcity.com>



Charging Service Data

December 2025 (AC vs DC)



Metric	AC	DC	Share (AC)	Share (DC)
Total Electricity Consumption (kWh)	11.127.512	47.110.512	19,11%	80,89%
Total Charging Time (minutes)	97.920.252	63.435.962	60,69%	39,31%
Total Charging Sessions	566.615	1.652.794	25,53%	74,47%
Consumption per Session (kWh/session)	19,64	28,50	–	–
Time per Session (minutes/session)	172,82	38,38	–	–

Source:

1. EMRA, Energy Market Regulatory Authority

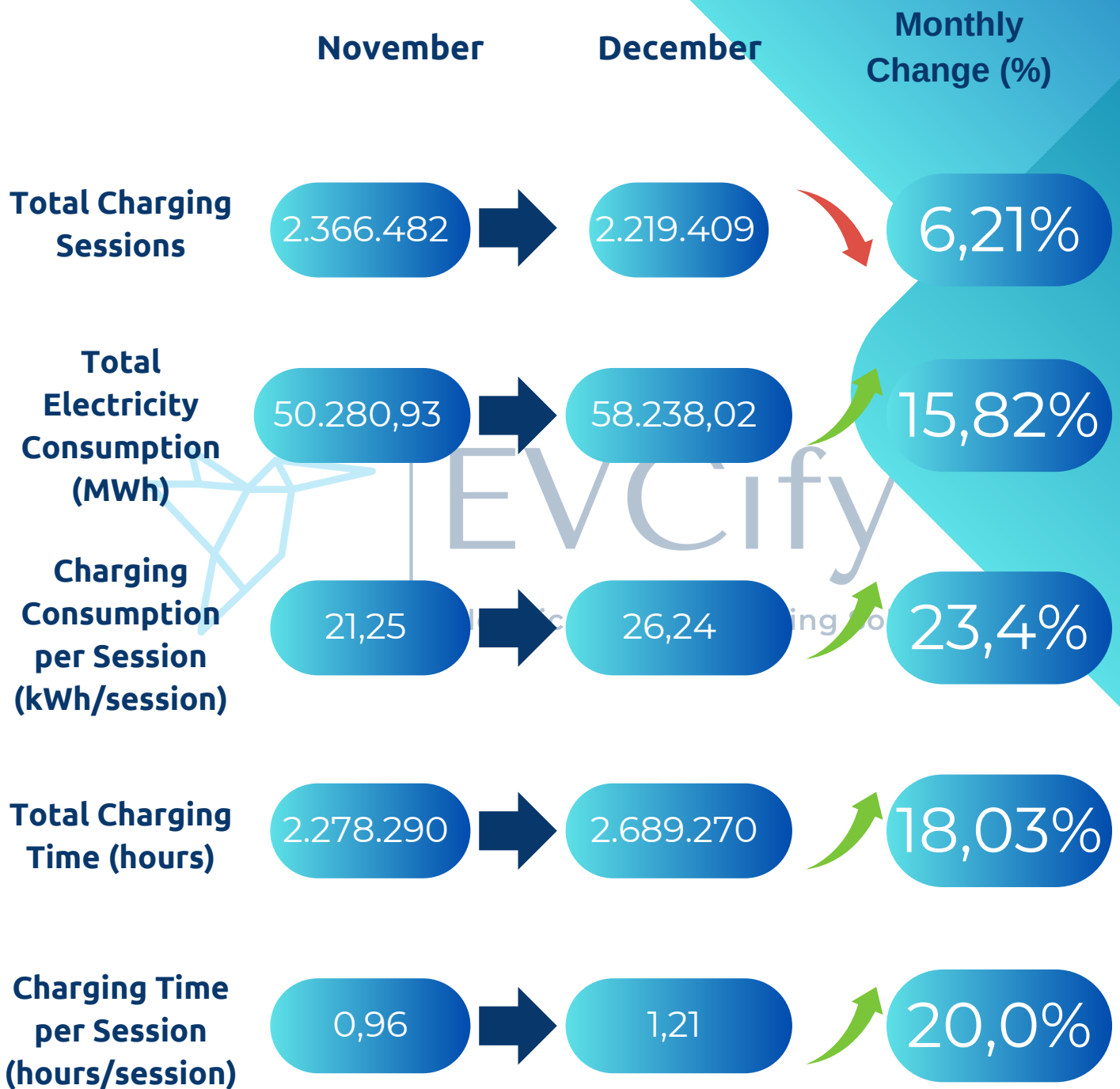


<https://evcify.com>



Electricity Consumption

Monthly, 2025



Monthly Charging Sessions and Consumption Comparison

Source:
1. EMRA, Energy Market Regulatory Authority



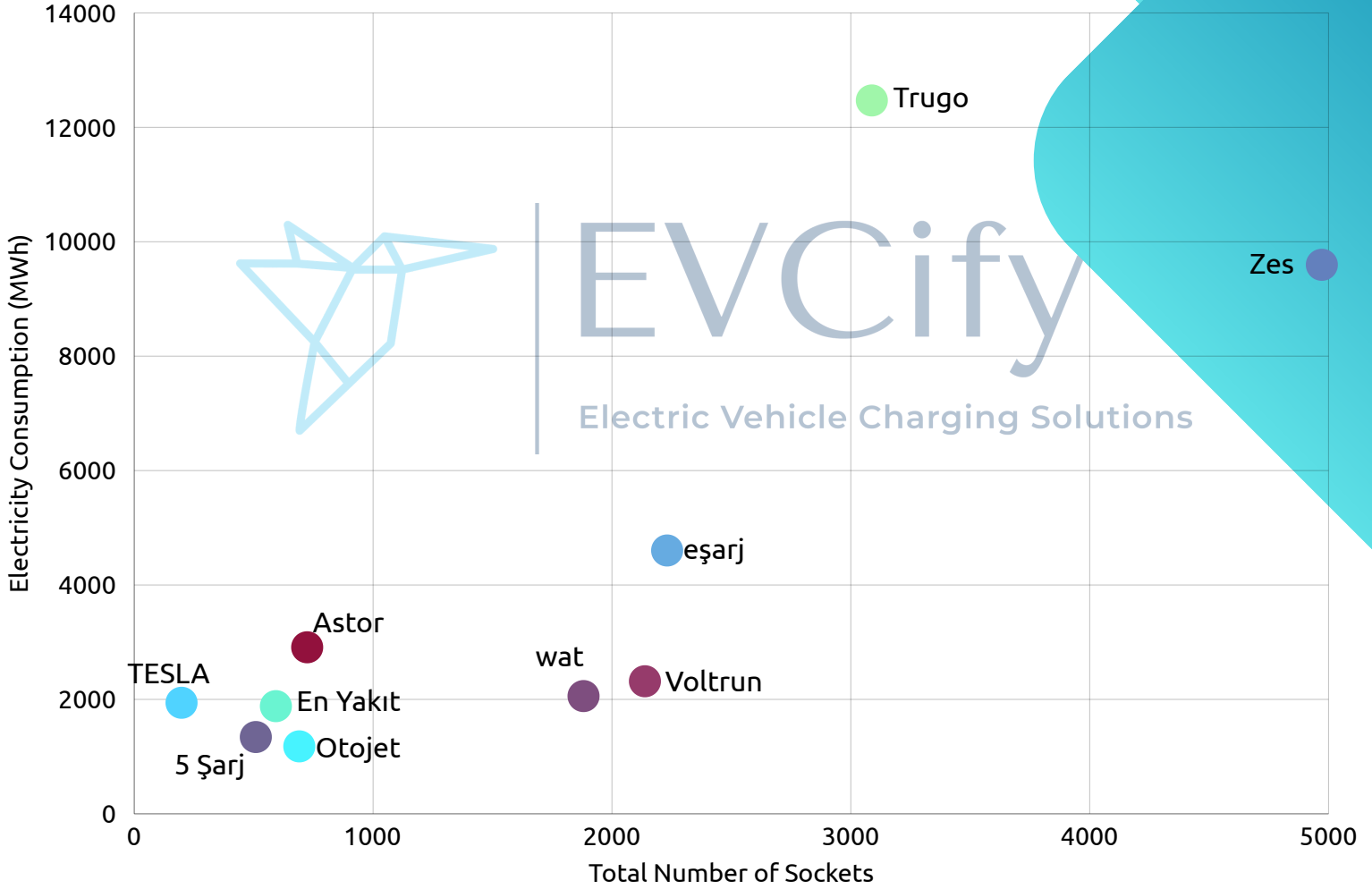
Electricity Consumption (MWh)

Scatter Plot Graph for December



Number of Sockets vs. Electricity Consumption (MWh)

- Trugo
- ASTOR
- EN YAKIT
- eşarj
- zes
- TESLA
- Otojet
- VOLTRUN
- wat mobilite
- 5 şarj



Source:

1. EMRA, Energy Market Regulatory Authority



<https://evcify.com>



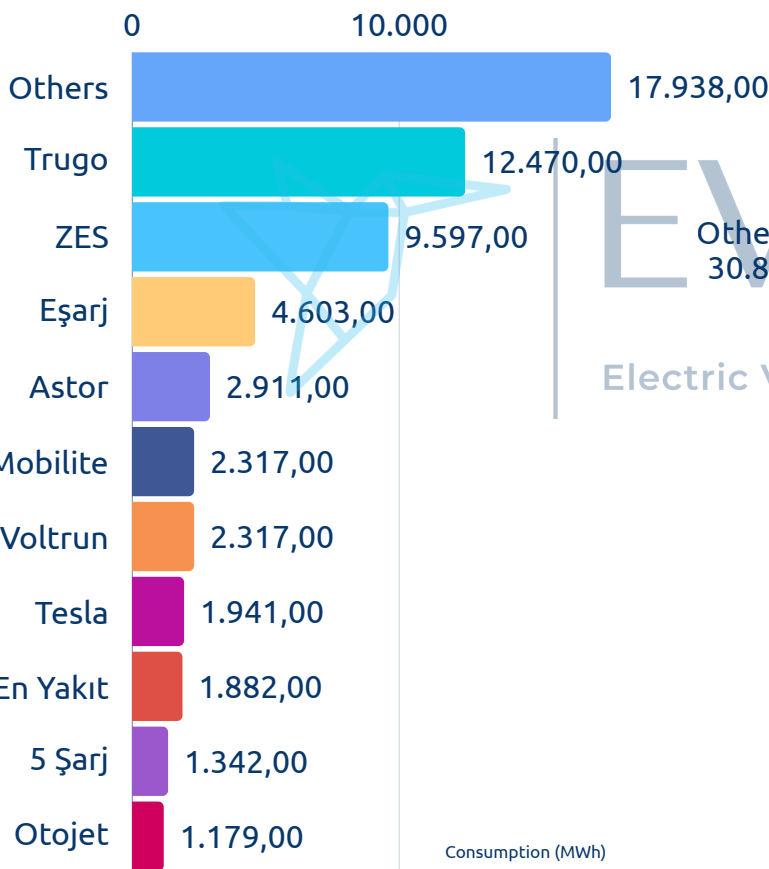
Electricity Consumption (MWh) & Share (%) by CPOs

for December



40.300 MWh

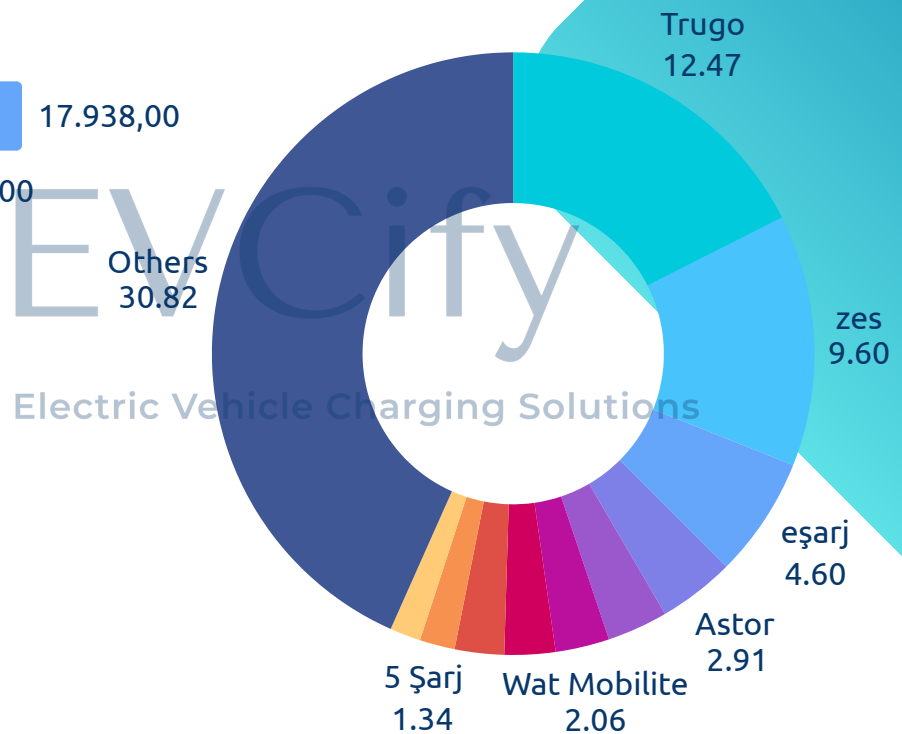
Top 10 CPOs
Total Consumption (MWh)



Total Electricity Consumption (MWh)
by CPOs

69,18%

Top 10 CPOs
Total Consumption Share



Total Consumption Share (%)
by CPOs

Source:

1. EMRA, Energy Market Regulatory Authority



Electricity Consumption (MWh) & Share (%) by Cities



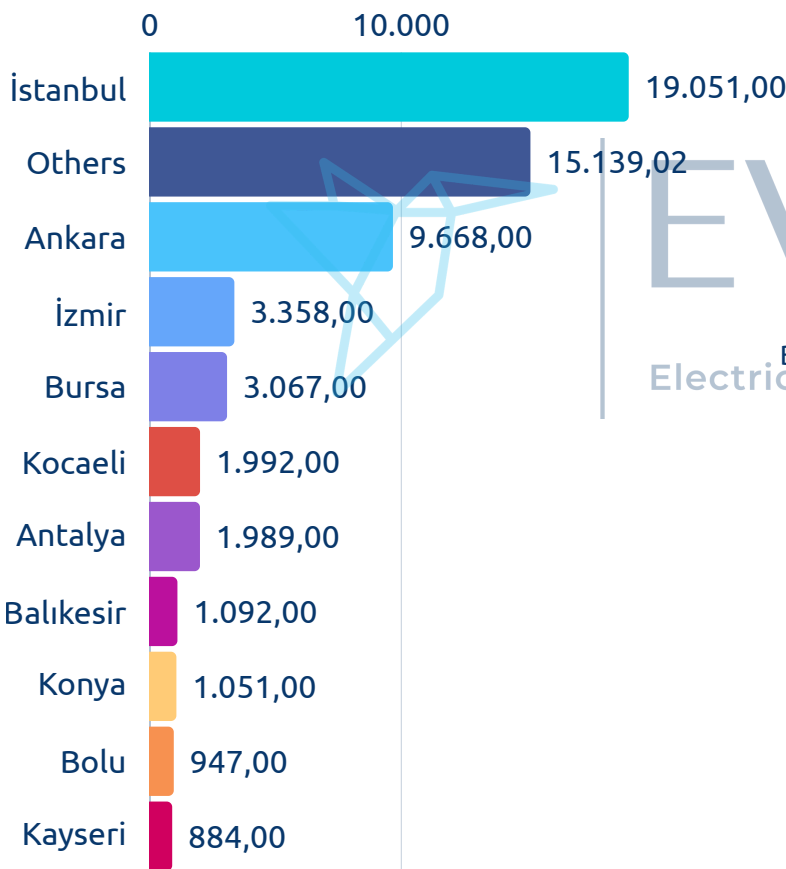
for December

43.099 MWh

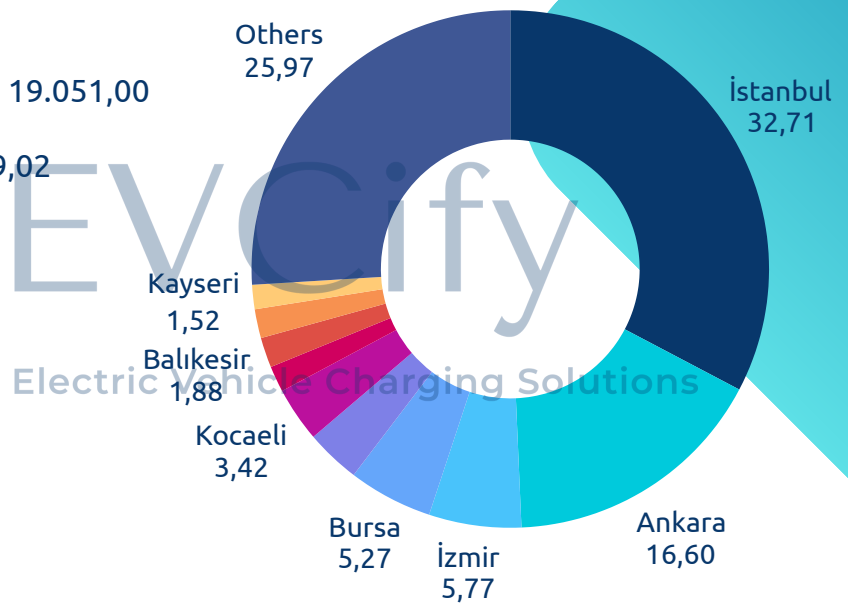
Top 10 Cities
Total Consumption (MWh)

74,03%

Top 10 Cities
Total Consumption Share



Consumption Share (%) by Cities



Consumption Share (%) by Cities

Source:

1. EMRA, Energy Market Regulatory Authority



<https://evcify.com>



Monthly Consumption Data (kWh)

Between January and December, 2025



Month	Total Charging Sessions	Total Electricity Consumption (kWh)	Charging Consumption per Session (kWh/session)
January	1,034,827	19,198,504	18.55
February	1,000,155	18,686,969	18.68
March	1,190,024	21,442,938	18.02
April	1,143,170	28,502,791	24.93
May	1,549,854	29,243,716	18.87
June	1,920,138	37,648,050	19.61
July	2,242,379	45,605,809	20.34
August	2,467,101	55,309,381	22.42
September	2,240,151	46,929,508	20.95
October	2,328,190	47,429,586	20.37
November	2.366.482	50.280.931	21,25
December	2.219.409	58.238.02	26,24

Source:

1. EMRA, Energy Market Regulatory Authority



<https://evcify.com>



Monthly Charging Service Data

Between January and December, 2025



Month	Total Charging Sessions	Total Charging Time (hours)	Charging Time per Session (hours/session)
January	1.034.827	999.567	0,97
February	1.000.155	1.013.068	1,01
March	1.190.024	1.115.747	0,94
April	1.143.170	1.338.556	1,17
May	1.549.854	1.394.648	0,90
June	1.920.138	1.539.391	0,80
July	2.242.379	1.873.750	0,84
August	2.467.101	2.100.128	0,85
September	2,240,151	1,965,696	0.88
October	2,328,190	2,134,864	0.92
November	2.366.482	2.278.290	0,96
December	2.219.409	2.689.270	1,21

Source:

1. EMRA, Energy Market Regulatory Authority



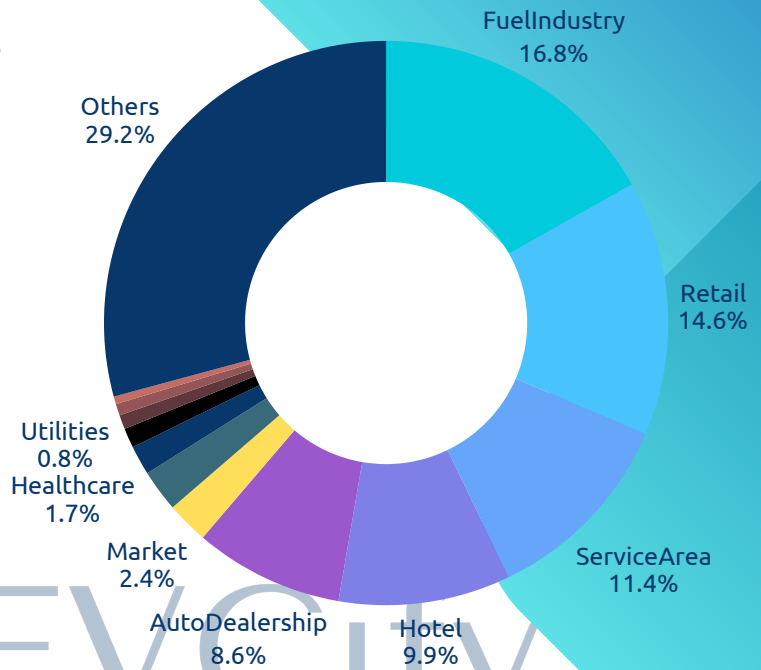
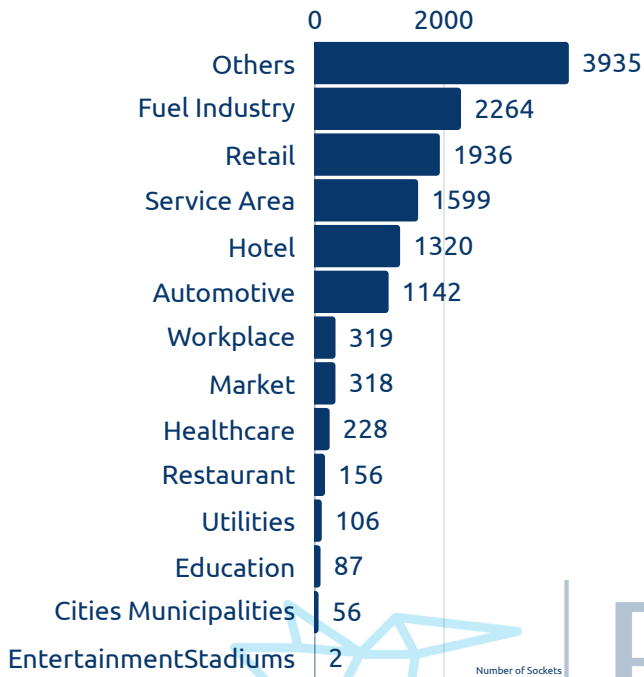
<https://evcify.com>



Installed DC Sockets By Sectors

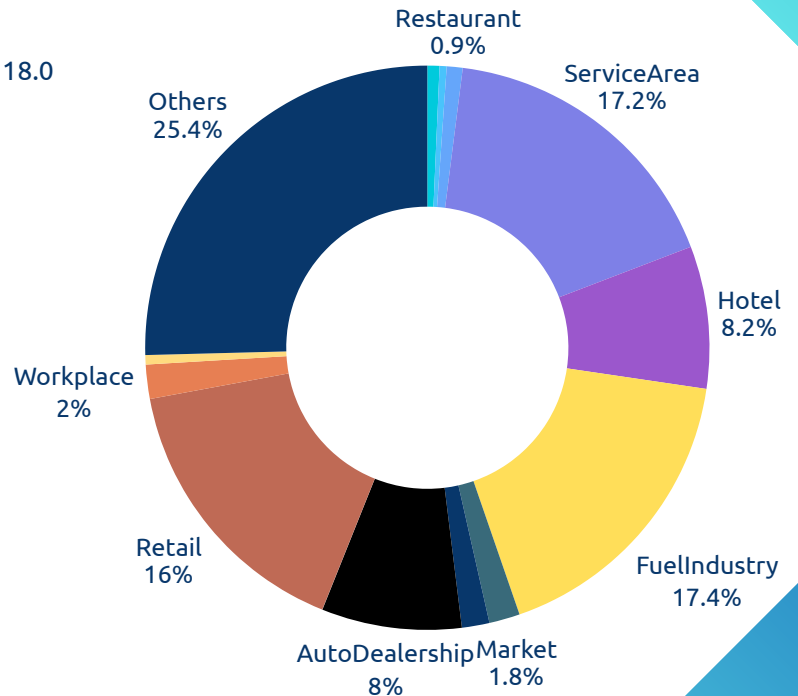


Not updated this month, data is for June 2025



Number of Sockets

Electric Vehicle Charging Solutions



Output Power of Sockets (kW)

Source:

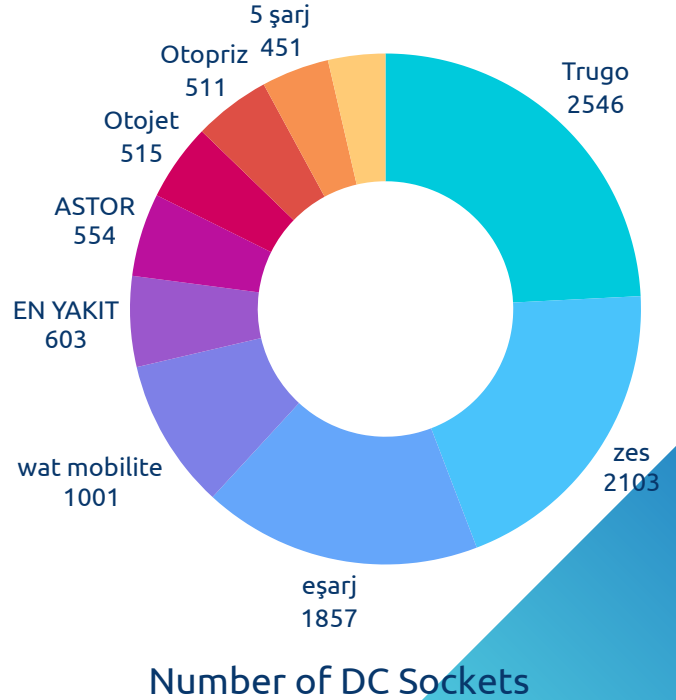
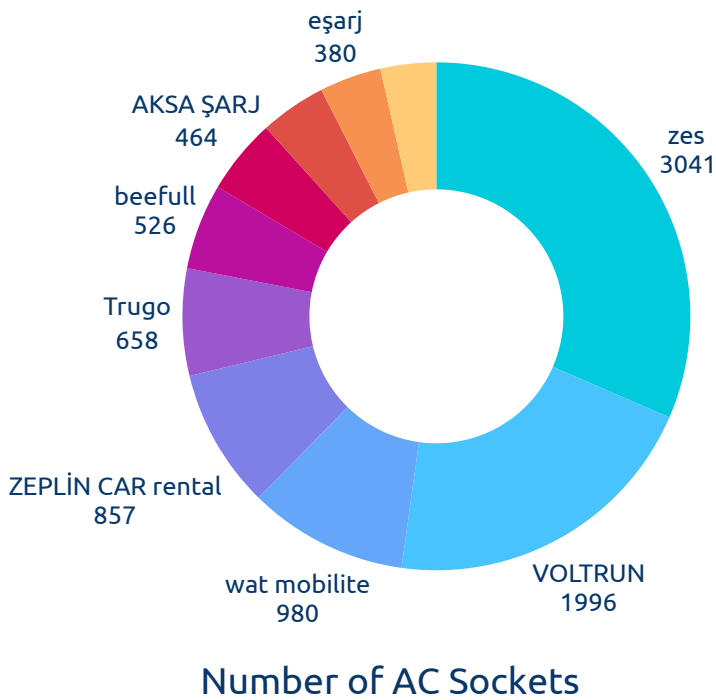
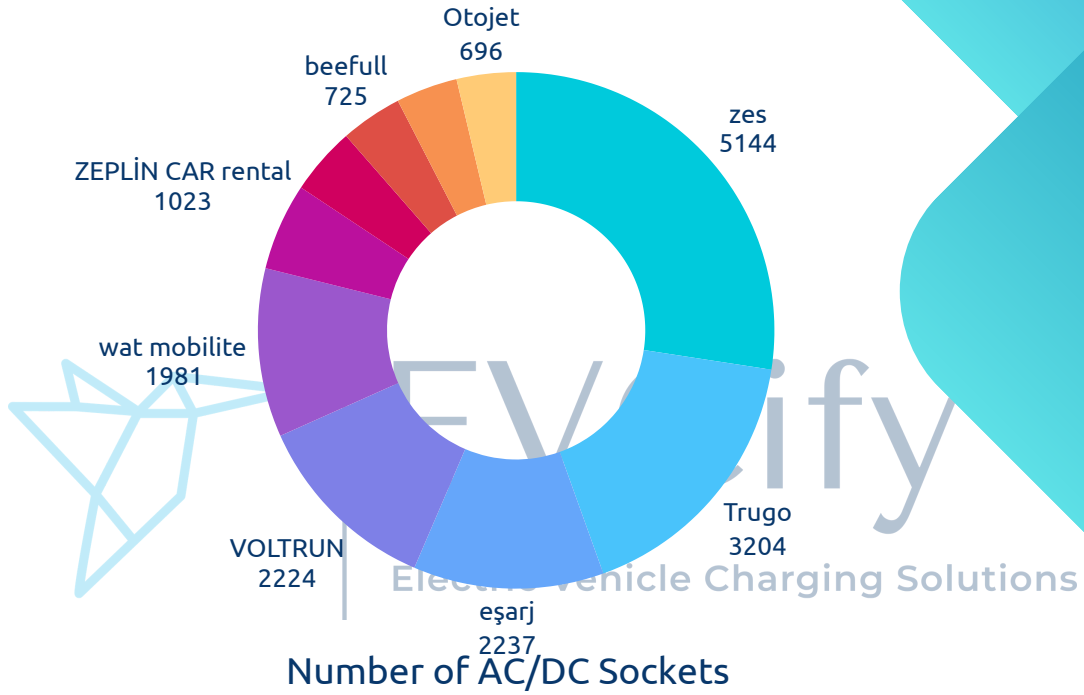
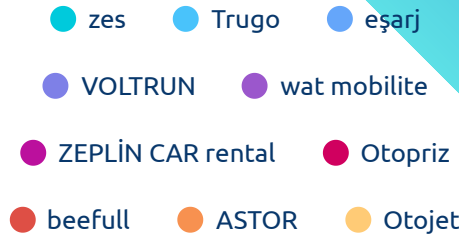
1. EMRA, Energy Market Regulatory Authority



<https://evcity.com>



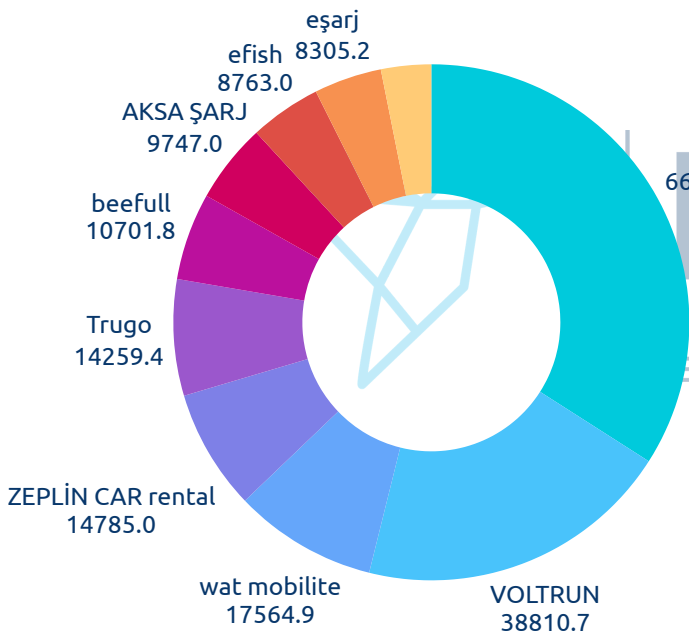

Top 10 CPOs with the Highest Number of Sockets



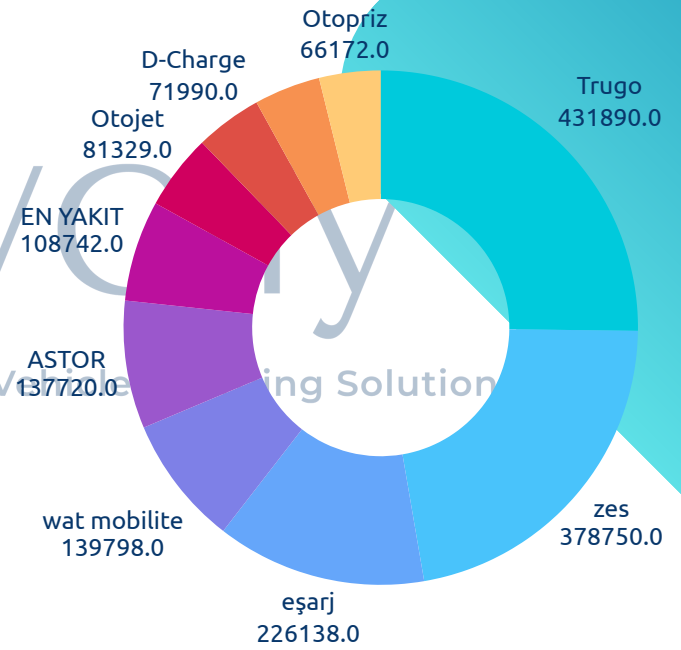
Source:
1. EMRA, Energy Market Regulatory Authority



Top 10 CPOs with the Highest Output Power of Sockets



Top 10 CPOs with the Highest Output Power of AC Sockets (kW)



Top 10 CPOs with the Highest Output Power of DC Sockets (kW)

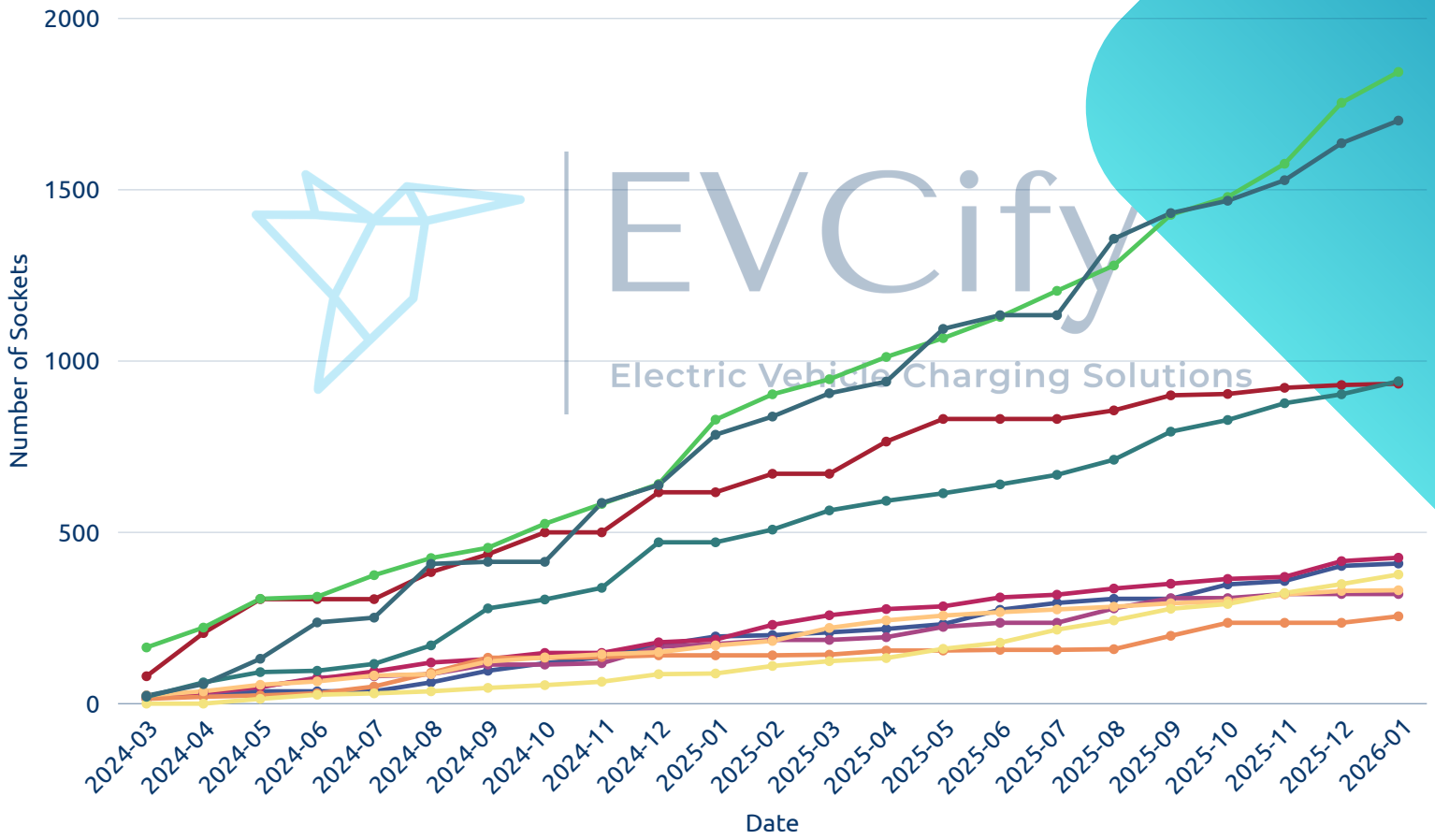
Source:
1. EMRA, Energy Market Regulatory Authority



DC Socket Investments of Leader 10 CPOs



- 5 şarj
- ASTOR
- EN YAKIT
- eşarj
- oncharge
- Otojet
- Otopriz
- Trugo
- wat mobilite
- zes

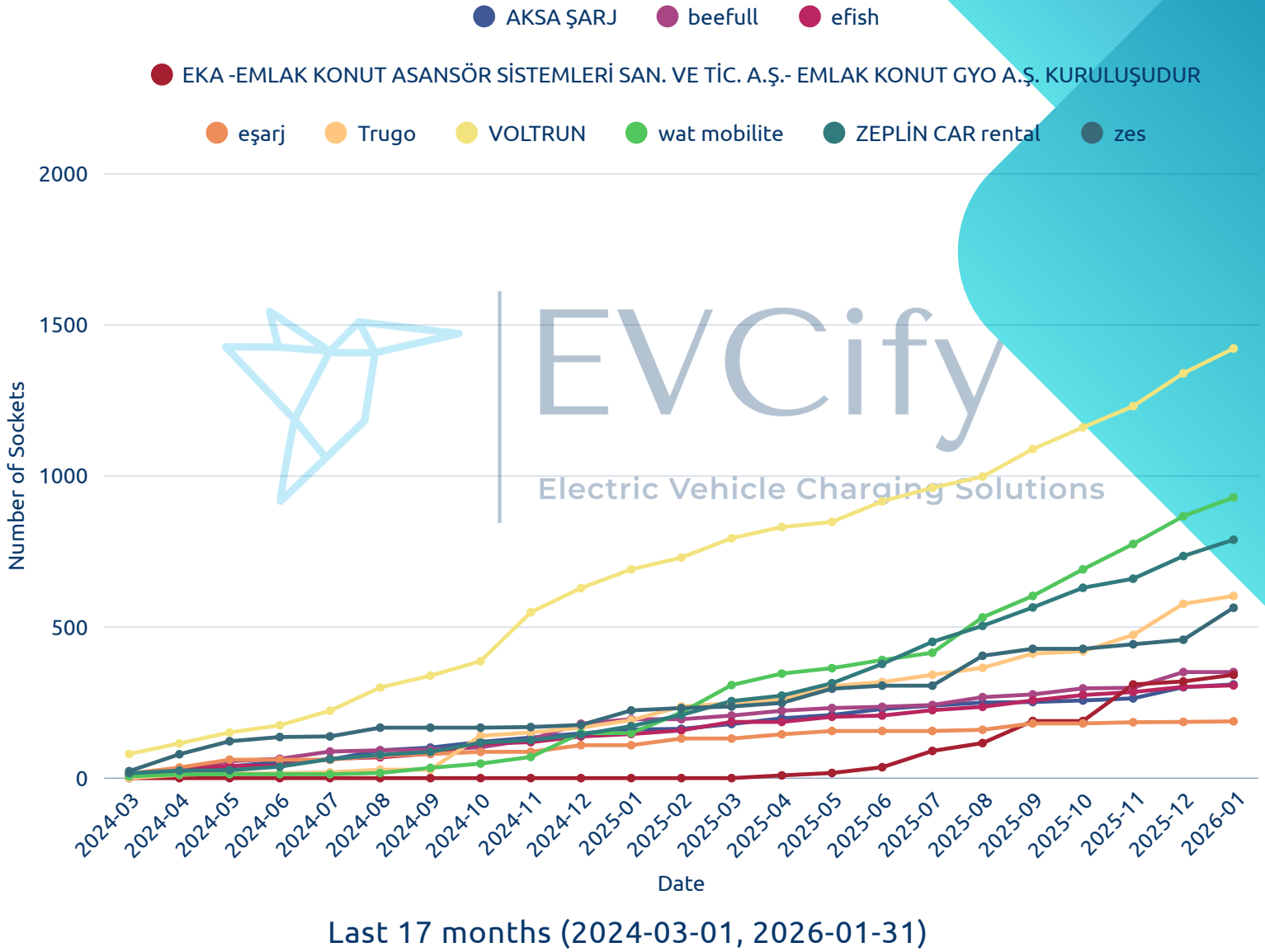


Last 17 months (2024-03-01, 2026-01-31)

Source:
1. EMRA, Energy Market Regulatory Authority



AC Socket Investments of Leader 10 CPOs

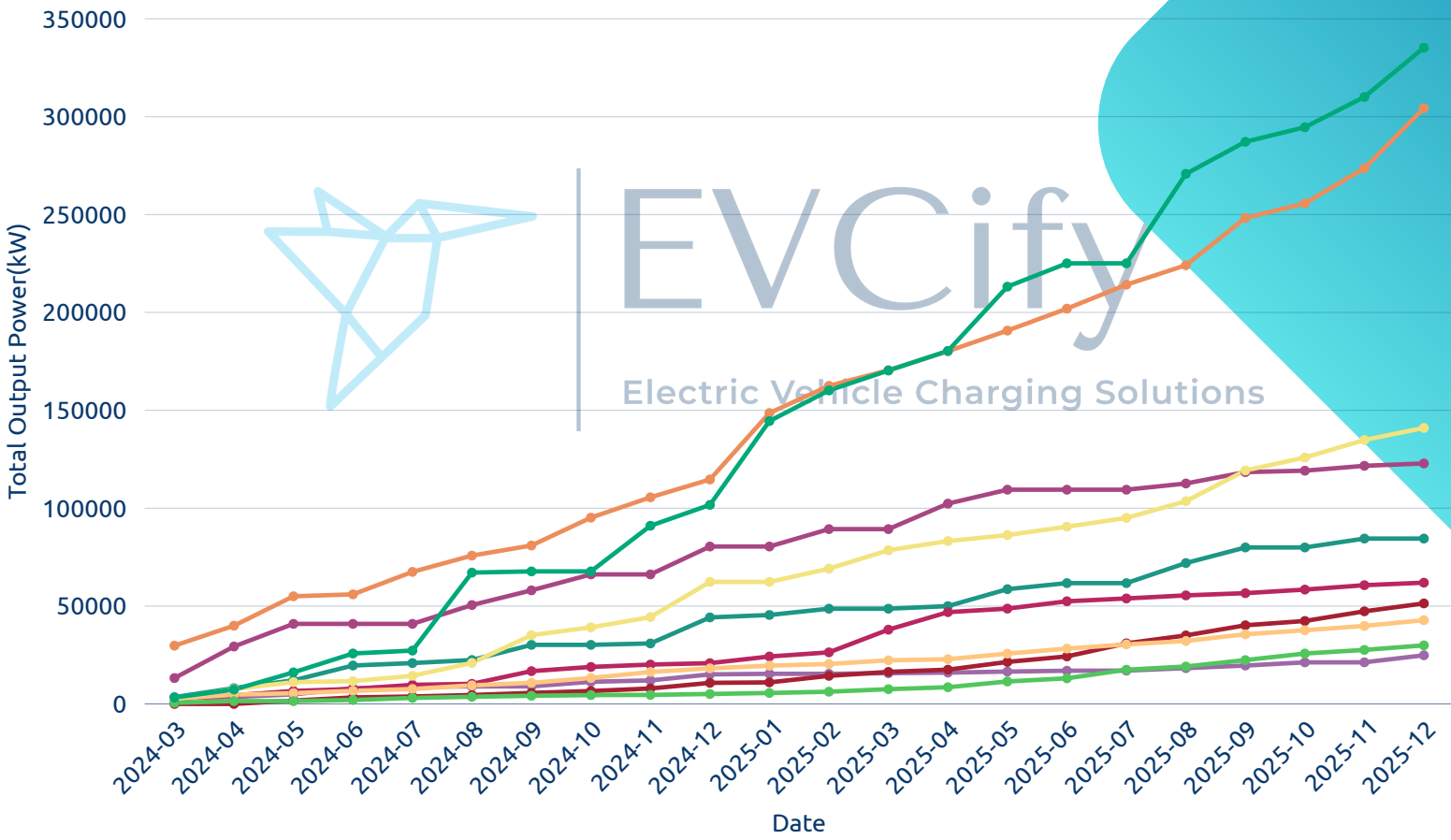


Source:
1. EMRA, Energy Market Regulatory Authority



Total Output Power(kW) Installed in AC/DC Socket of Leader 10 CPOs

● ASTOR
 ● befull
 ● eşarj
 ● Otojet
 ● Otopriz
 ● Trugo
 ● VOLTRUN
● wat mobilite
● ZEPLİN CAR rental
● zes



Last 17 months (2024-03-01, 2026-01-31)

Source:
1. EMRA, Energy Market Regulatory Authority



AC Socket Market Share

Top 5 Charging Point Operators



22.683

Total Number
of AC Sockets

7.532

Top 5
CPOs

33,2

Market
Share (%)

CPO	Number of Sockets	Market Share (%)
zes	3041	13.41
VOLTRUN	1996	8.80
wat mobilite	980	4.32
ZEPLIN CAR rental	857	3.78
Trugo	658	2.90

Kaynak:

1. EMRA, Energy Market Regulatory Authority



<https://evcify.com>



DC Socket Market Share

Top 5 Charging Point Operators



17.096

Total Number
of DC Sockets

8.110

Top 5
CPOs

47,4

Market
Share (%)

CPO	Number of Sockets	Market Share (%)
Trugo	2546	14.89
zes	2103	12.30
eşarj	1857	10.86
wat mobilite	1001	5.86
EN YAKIT	603	3.53

Kaynak:

1. EMRA, Energy Market Regulatory Authority



<https://evcify.com>



AC/DC Socket Market Share

Top 5 Charging Point Operators



39.779

Toplam
AC/DC Soket Sayısı

14.790

Top 5
Şarj Ağı Operatörü

37,2

Pazar
Payı (%)

Şarj Ağı Operatörü	Soket Sayısı	Pazar Oranı (%)
zes	5144	12.93
Trugo	3204	8.06
eşarj	2237	5.62
VOLTRUN	2224	5.59
wat mobilite	1981	4.98

Kaynak:

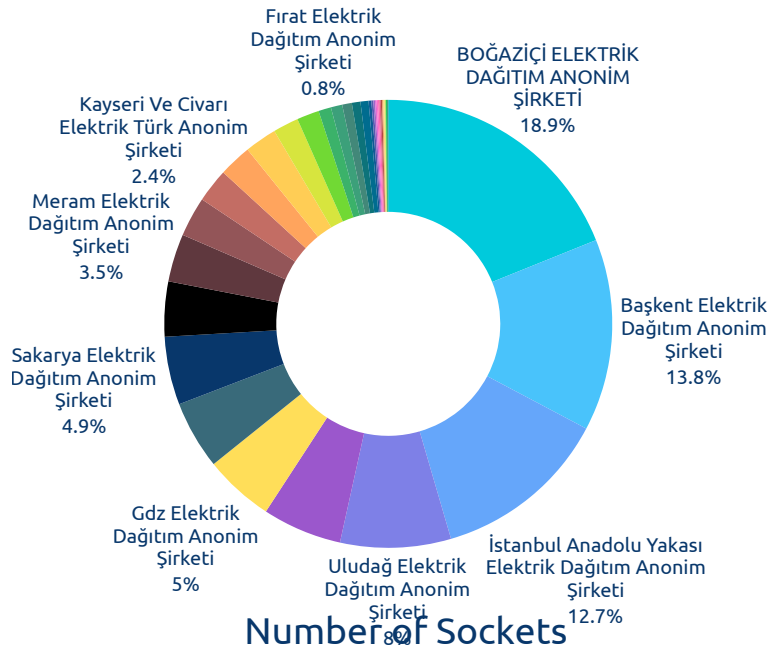
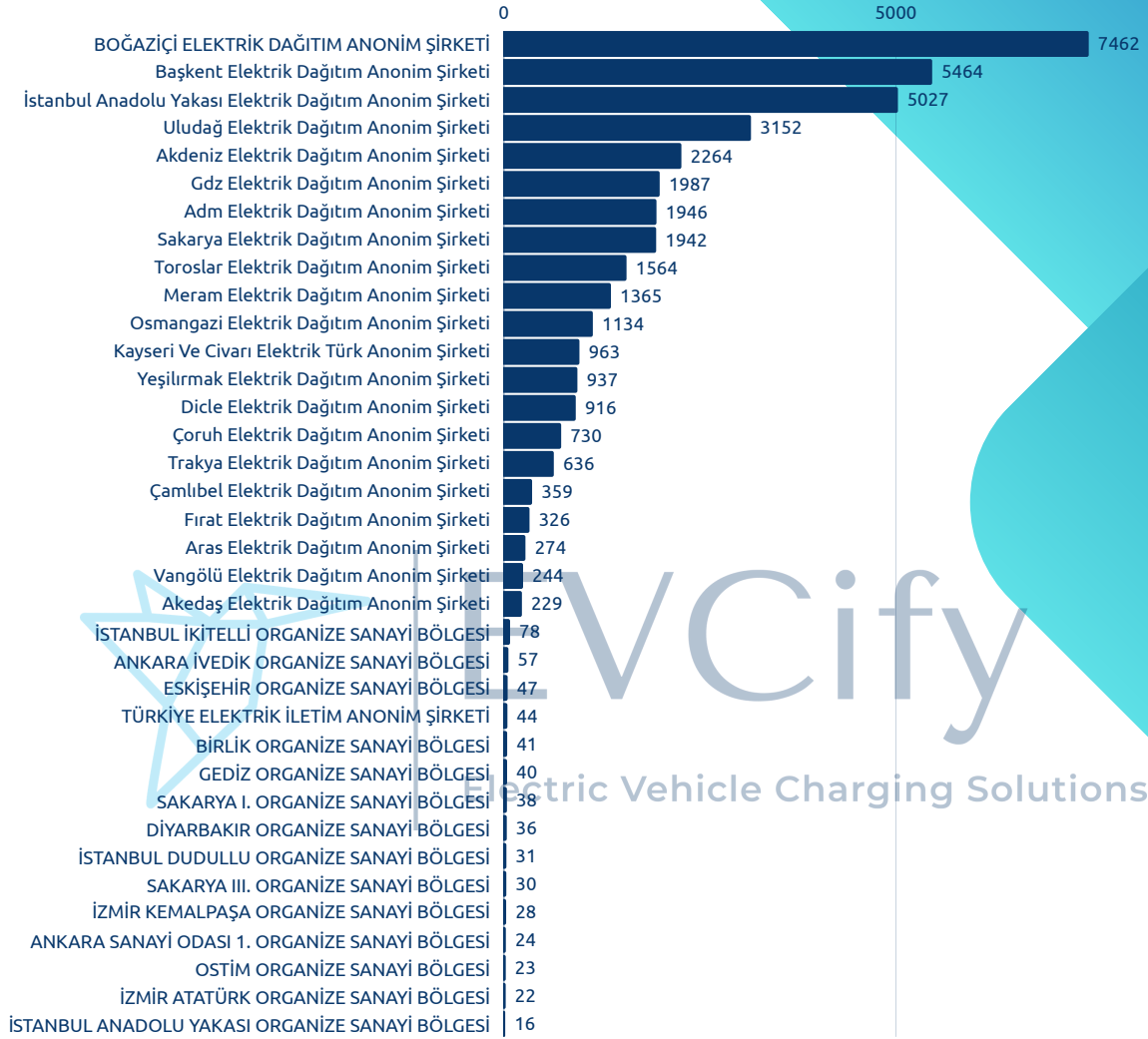
1. EMRA, Energy Market Regulatory Authority



<https://evcify.com>



Number of Sockets By Electricity Energy Distribution Regions



Source:

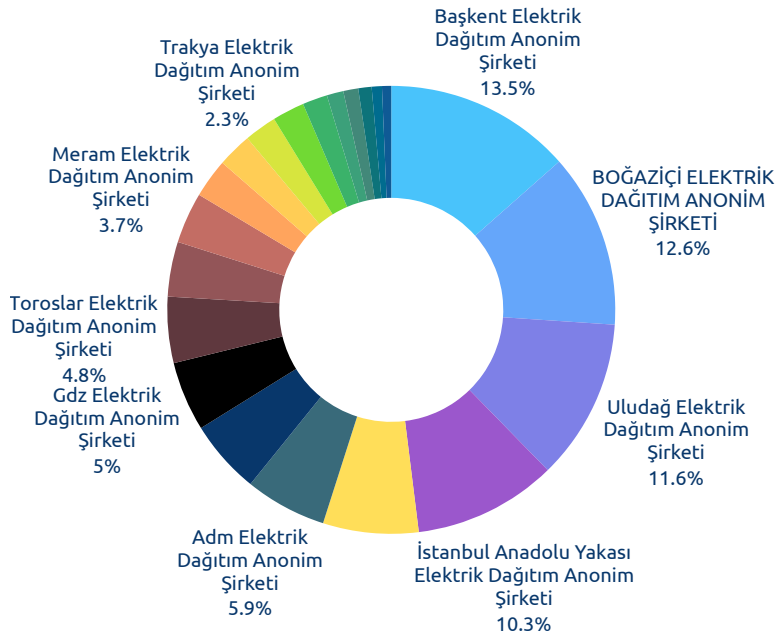
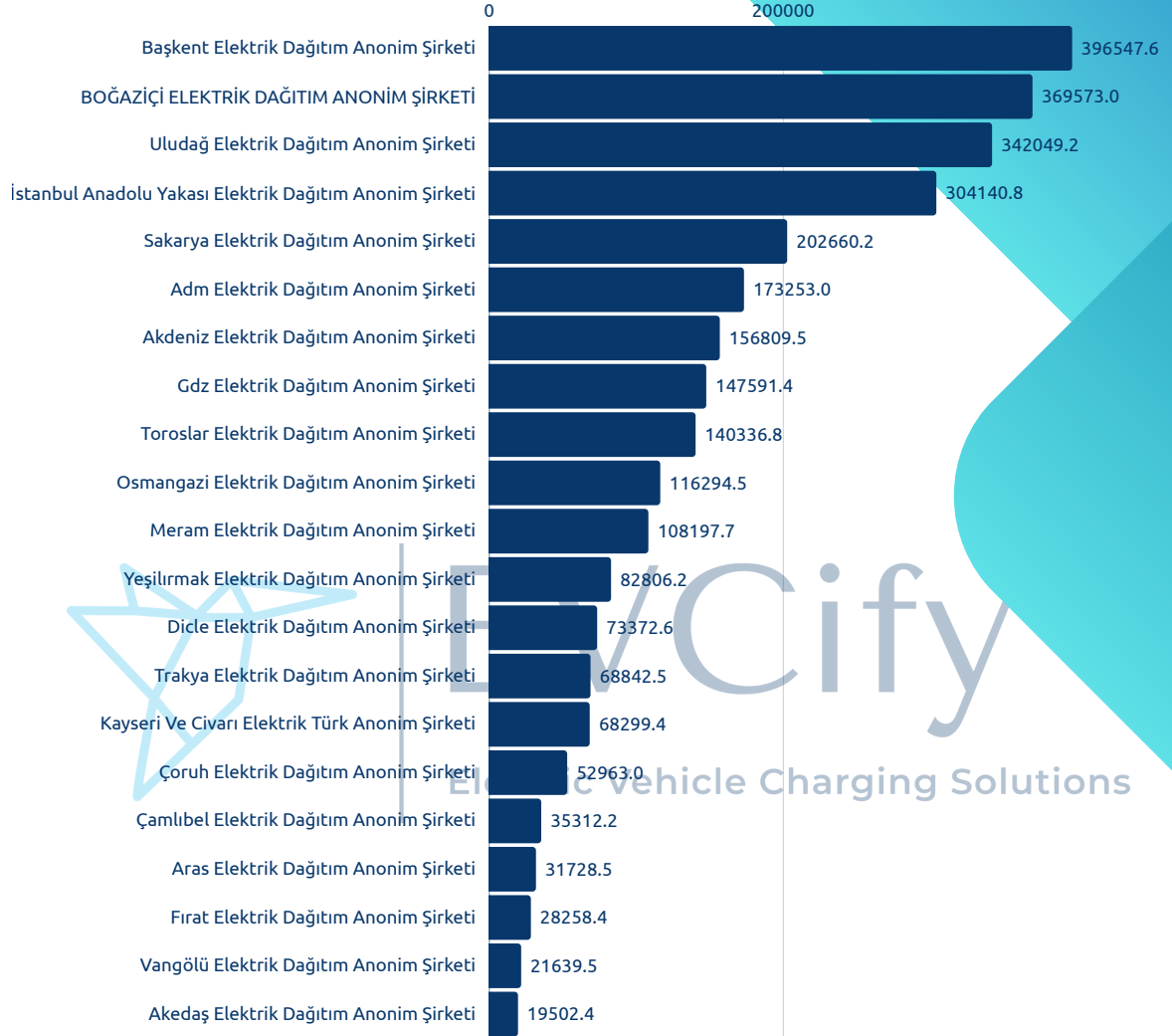
1. EMRA, Energy Market Regulatory Authority



<https://evcify.com>



Output Power of Sockets (kW) By Electricity Energy Distr. Regions



Output Power of Sockets (kW)


Source:

1. EMRA, Energy Market Regulatory Authority



<https://evcify.com>





EVCify

Electric Vehicle Charging Solutions



+90 532 794 65 42



support@evcify.com



<https://evcify.com>



Teknopark Ankara/Türkiye

