

# LOOKBOOK<sup>®</sup>

THE 1 MM

2020-22

PICTURE  
PERFECT SPACES



  
**CENTURY LAMINATES<sup>®</sup>**  
my design. my style.

# INTRODUCTION

The seventh edition of the LookBook is here. With better designs, richer colours, deeper textures and an all-new theme. We believe there's an artist in all of us, and with this new LookBook, we are bringing out the artist in you. Use our collection of laminates to turn your interior into a canvas for your imagination. Give every space a picture perfect look and convert every object into a masterpiece. To give you more choices, we have added 70 new designs to this new edition. So go on and let the artist in you take charge to add beauty to your home and turn it into a work of art.

## GLOBAL BEST SELLER

This edition also showcases a new category - Global Best Seller. These are the designs that are currently making waves around the world. We have hand-picked them for you so you can give your space an international look and feel. Look for the **GLOBAL BEST SELLER** mark to spot them.

## D CenturyLaminate Door Special Designs

These designs are specially crafted for Door applications and are available in 7ft x 3.0ft. & 7ft x 3.25ft sizes. Look for **D** mark to spot them.

## COUNTLESS BENEFITS Assured by CenturyLaminates

FOR THE BEAUTY OF YOUR  
LAMINATES TO LAST LONG,  
REALLY LONG.

Carpenter-friendly



Uniform sanding

Precision and consistency with imported plates



Greenguard & FSC certification\*

7-year warranty\*



Colour fastness

Fire retardant grade 2 conformant



Latest international range

Available all over India



Virokill

...and many more

# VIROKILL

Kills 99.99% Viruses

CenturyLaminates with Virokill has highly activated and energized nanoparticles which physically ruptures and kills microbes and thereby keeps surfaces safe and hygienic.



## Anti-Viral

99.99% Protection Ensuring a Hygienic & Safe Environment\*



Anti-Microbial



Anti-Bacterial



Anti-Fungal



Non-Toxic



Sanitizable



Effective



Long-Lasting



Thermo-Stable

\*Standard terms & conditions applicable.





# CONTENT

A look at what's inside this year's LookBook





<b>DESIGNER COLLECTION</b>	<b>03</b>
<b>LUCIDA</b>	<b>13</b>
<b>SILK TUFF</b>	<b>27</b>
<b>VENEER COLLECTION</b>	<b>33</b>
<b>COMBINATIONS</b>	<b>43</b>
<b>TEXTURE</b>	<b>77</b>
<b>WOODGRAINS</b>	<b>115</b>
<b>SOLIDS</b>	<b>165</b>
<b>SPECIALITY LAMINATES</b>	<b>169</b>
<b>HD LAMINATES</b>	<b>175</b>
<b>DESIGN INDEX</b>	<b>177</b>
<b>TEXTURE INDEX</b>	<b>179</b>
<b>SPECIFICATIONS</b>	<b>181</b>
<b>OUR PRESENCE</b>	<b>182</b>

SUMMER GRADIENT 3808 AL

# DESIGNER COLLECTION



As outlandish as it gets, the Designer Collection is the best that there can be. Every laminate is crafted to perfection, offers top quality finish and brings along a beautiful spark that can light up any space instantly.



**NEW**

**AUTUMN GRADIENT 3806 AL** ▲



**NEW**

**SPRING GRADIENT 3805 AL** ▲




**FULL SHEET VIEW**

**AUTUMN GRADIENT 3806 AL** ▲




**FULL SHEET VIEW**

**SPRING GRADIENT 3805 AL** ▲



FULL SHEET VIEW

WINTER GRADIENT **3807 AL** ▲



FULL SHEET VIEW

SUMMER GRADIENT **3808 AL** ▲



**NEW**

WINTER GRADIENT **3807 AL** ▲



**NEW**

SUMMER GRADIENT **3808 AL** ▲





NEW

PATINA SABI 4827



NEW

SATORI SABI 4828



NEW

WABI SABI 4826





RINN COMORIN 94863 ○




CAPE COMORIN 94862 ○




TAN COMORIN 94864 ○



PUNTO MIRO 3871



TOHU MIRO 3872



VERGE OAK 4394



BRINK OAK 4395



NEW

ALMOND PLANK 4511



NEW

WALNUT PLANK 4512




NEW

MONTANA BLOCKWOOD 3672



NEW

HELENA BLOCKWOOD 3673





KIIP TABULO 3874

YONGA TABULO 3873



SILVER PARADOX 4958 ○ ↑

GREY PARADOX 4957 ○ ↑



NEW

VENEZIA 4822



NEW

GRAFFITI 4821



FLORAL ROMANCE 90808 ○



ROMANTIC FLOWER 805






# LUCIDA

## SCUFF RESISTANT HIGH-GLOSS LAMINATES

High-Gloss laminates that shine more and require less maintenance. Sturdy and stylish, the Lucida range brings mirror-like finish to your space, lasts longer and is highly scuff and abrasion resistant.






OLIVE GREEN 3271 LU



Scuff Resistance



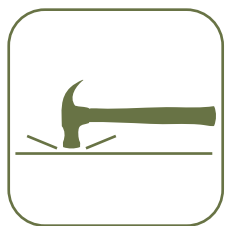
Mar Resistance



Abrasion Resistance




Stain Resistance



Impact Resistance




Heat Resistance



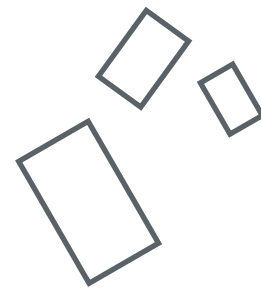
Wide Range



Colour Fastness



# LUCIDA



## BEST IN CLASS GLOSS WITH HIGHEST SCUFF RESISTANCE


### LUCIDA ADVANTAGES



**Scuff Resistance**  
These laminates reduce scuffing during transit at job sites and during installations



**Mar Resistance**  
Lab results show 90% gloss retention after being scrubbed with calibrase as per procedure



**Abrasion Resistance**  
Better abrasion resistance than normal high-gloss laminates



**Stain Resistance**  
These laminates are resistant to stain and show better results as compared to other high-gloss laminates



**Impact Resistance**  
A special top layer along with the build gives better impact resistance, thereby protecting the surface from falling objects. These laminates are 100% safe to use in kitchens as it is non-toxic and non-porous



**Heat Resistance**  
Our laminates can withstand a temperature of 180°C as per BIS norms, making them ideal for use in kitchens



**Wide Range**  
These laminates are available in a variety of solid colours and wood grains to choose from



**Colour Fastness**  
Our laminates are resistant to Xenon arc light which makes their colour last longer


### LUCIDA APPLICATIONS

Lucida can be used in the Kitchen, Reception, Conference Room, Restaurant, Retail Showroom, Kid's Room, Dining Room, Living Room, Bar Counter, etc.

For every beautiful Lucida Laminate, there is a matching Edgeband available from REHAU.



VINTAGE BURGUNDY 181 LU ▲



MATCHING REHAU EDGE BAND – BURGANDY 75619\*

OFF WHITE 108 LU ▲



MATCHING REHAU EDGE BAND – WHITE 110158\*

BLOOD RED 194 LU ▲




MATCHING REHAU EDGE BAND – BLOOD RED 75717\*



STAIN RESISTANCE  
KITCHEN  
WITH LUCIDA




PURPLE 267 LU ▲



MATCHING REHAU EDGE BAND – BERRY BUNCH 110144\*

NAVY BLUE 249 LU ▲



MATCHING REHAU EDGE BAND – NAVY BLUE 112040\*

TAUPE 158 LU ▲



MATCHING REHAU EDGE BAND – PEANUT 110163\*

\*All REHAU Edgeband available in 3 finishes - Super High Gloss, High Gloss+ & Matte



BLACK 293 LU ▲



MATCHING REHAU EDGE BAND –  
BLACK 75712\*

SILVER GREY 225 LU ▲



MATCHING REHAU EDGE BAND –  
SILVER GREY 75703\*

DAWN BLUE 259 LU ▲



MATCHING REHAU EDGE BAND –  
DAWN BLUE 112037\*

LIGHT ORANGE 212 LU ▲



MATCHING REHAU EDGE BAND –  
LIGHT ORANGE 75608\*

GLAZE YELLOW 208 LU ▲



MATCHING REHAU EDGE BAND –  
GLAZE YELLOW 112034\*

HOT PINK 90155 LU ▲ ○



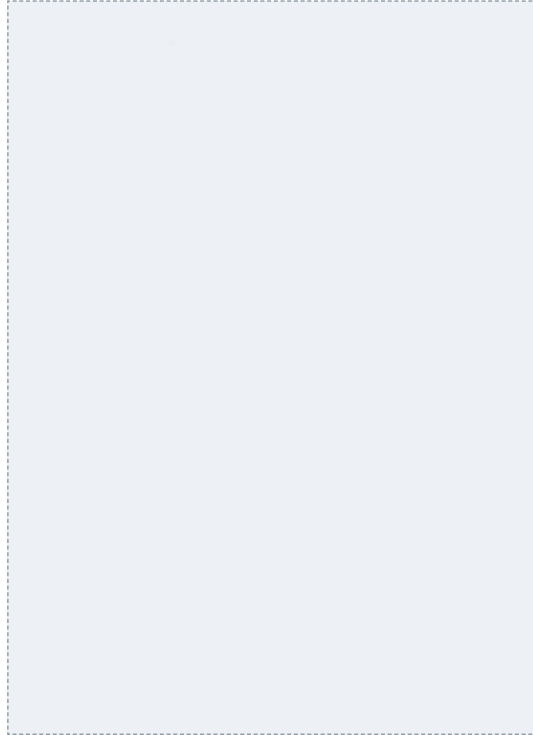
MATCHING REHAU EDGE BAND –  
RICH PINK 75600\*

PEACH PINK 151 LU ▲



MATCHING REHAU EDGE BAND –  
POPPY 75623\*

DESIGNER WHITE 109 LU ▲



MATCHING REHAU EDGE BAND –  
WHITE 110166\*

DUSK PURPLE 159 LU ▲



MATCHING REHAU EDGE BAND –  
DUSK PURPLE 112035\*

LAVENDER 261 LU ▲



MATCHING REHAU EDGE BAND –  
LAVENDER 112038\*

LIME GREEN 275 LU ▲



MATCHING REHAU EDGE BAND –  
LIME GREEN 110240\*

LIGHT YELLOW 201 LU ▲



MATCHING REHAU EDGE BAND –  
LIGHT YELLOW 112033\*



\*All REHAU Edgeband available in 3 finishes - Super High Gloss, High Gloss+ & Matte

NEW

OLIVE GREEN 3271 LU ▲



MATCHING REHAU EDGE BAND – BAMBOO GROOVE 110211\*

NEW


PASTEL BLUE 3244 LU ▲



MATCHING REHAU EDGE BAND – BLUE GALAXY 112073\*



CHOCOLATE 174 LU ▲



MATCHING REHAU EDGE BAND – CHOCOLATE 75738\*

ALMOND IVORY 127 LU ▲



MATCHING REHAU EDGE BAND – IVORY 75713\*

GRAPHITE GREY 238 LU ▲



MATCHING REHAU EDGE BAND – DARK GREY-II 75745\*

**ANTIQUÉ VIOLET 266 LU ▲**



MATCHING REHAU EDGE BAND –  
ANTIQUÉ VIOLET 110236\*

**SUN BLOOM 206 LU ▲**



MATCHING REHAU EDGE BAND –  
YELLOW-II 75743\*

**DREAM GREEN 288 LU ▲**



MATCHING REHAU EDGE BAND –  
DREAM GREEN 110241\*

**SATIN BLUE 241 LU ▲**



MATCHING REHAU EDGE BAND –  
SATIN BLUE 110238\*

**SNOW WHITE 107 LU ▲**



MATCHING REHAU EDGE BAND –  
WHITE LILLY 75637\*

**EQUINOX YELLOW 209 LU ▲**




MATCHING REHAU EDGE BAND –  
EQUINOX YELLOW 110239\*

**DARKISH PURPLE 265 LU ▲**



MATCHING REHAU EDGE BAND –  
DARKISH PURPLE 110235\*

**BEIGE 163 LU ▲**



MATCHING REHAU EDGE BAND –  
BEIGE 75622\*

**LIGHT BROWN 171 LU ▲**



MATCHING REHAU EDGE BAND –  
TAN 75635\*

\*All REHAU Edgeband available in 3 finishes - Super High Gloss, High Gloss+ & Matte

SNOW GLACIER 3917 LU ▲ ○ ↑




MATCHING REHAU EDGE BAND – SNOW GLACIER 784P\*

SUNRISE GLACIER 3922 LU ▲ ○ ↑



MATCHING REHAU EDGE BAND – SUNRISE GLACIER 779P\*

GOLDEN GLACIER 3919 LU ▲ ○ ↑




MATCHING REHAU EDGE BAND – GOLDEN GLACIER 781P\*

SILVER GLACIER 3918 LU ▲ ○ ↑



MATCHING REHAU EDGE BAND – SILVER-I 080P\*




MAYAPIS MAHOGANY 3963 LU ▲ ○ ↑



MATCHING REHAU EDGE BAND – MAYAPIS MAHOGANY 778P\*

SHOREA MAHOGANY 3961 LU ▲ ○ ↑



MATCHING REHAU EDGE BAND – SHOREA MAHOGANY 780P\*

ALMON MAHOGANY 3962 LU ▲ ○ ↑



MATCHING REHAU EDGE BAND – ALMON MAHOGANY 783P\*



GRAVA MARS 922 LU ▲ ○ ↑



MATCHING REHAU EDGE BAND – GRAVA MARS 548P\*

LAPIS AZUL 3835 LU ▲



MATCHING REHAU EDGE BAND – LAPIS AZUL 549P\*

ESPERANTO 3921 LU ▲ ○ ↑



MATCHING REHAU EDGE BAND – ESPERANTO 777P\*


↑ Vertical application only

\*All REHAU Edgeband available in 3 finishes - Super High Gloss, High Gloss+ & Matte



NATURAL OLIVE 788 LU ▲

ZEBRA WOOD 787 LU ▲




MATCHING REHAU EDGE BAND – NATURAL OLIVE 542P\*

MATCHING REHAU EDGE BAND – ZEBRA WOOD 226P\*

CHENE 704 LU ▲

RENOIR'S EBONY 3437 LU ▲



MATCHING REHAU EDGE BAND – CHENE 541P\*

MATCHING REHAU EDGE BAND – RENOIR'S EBONY 538P\*



CORDIA ZERICOTE 689 LU ▲



MATCHING REHAU EDGE BAND –  
CORDIA ZERICOTE 540P\*




CRANVILLE ELM 3755 LU ▲

BERTIE ELM 3757 LU ▲



MATCHING REHAU EDGE BAND –  
CRANVILLE ELM 537P\*




MATCHING REHAU EDGE BAND –  
BERTIE ELM 543P\*

NOCE ALTEA 3939 LU ▲ ○ ↑



MATCHING REHAU EDGE BAND – NOCE ALTEA 545P\*

ISARD 647 LU ▲



MATCHING REHAU EDGE BAND – ISARD 544P\*

SUKUPIRA PRADO 639 LU ▲



MATCHING REHAU EDGE BAND – RESERVE WOOD 142P\*

RECYCLED TEAK 462 LU ▲



MATCHING REHAU EDGE BAND – SAHARA WALNUT 408P\*

THAR DESERT 774 LU ▲



MATCHING REHAU EDGE BAND – BAIGE OAK 405P\*

WARHOL'S WILLOW 559 LU ▲



MATCHING REHAU EDGE BAND – SATIN WOOD 331P\*



NYANA TEAK 464 LU ▲



MATCHING REHAU EDGE BAND – TEAK 003P\*


SAPALI 541 LU ▲



MATCHING REHAU EDGE BAND – SAPELLI 178P\*




CEZAMME'S OAK 4389 LU ▲



MATCHING REHAU EDGE BAND – AFRICAN EBONY 337P\*

KILKENNY OAK 646 LU ▲



MATCHING REHAU EDGE BAND – KILKENNY OAK 547P\*



# SILK TUFF

Solid surface and seamless finishing packed in one laminate! The Silk Tuff range of laminates is all about beauty and durability. Discover a bouquet of European matt finish that can turn every surface ravishingly beautiful.



Feather Touch



Zero Maintenance



European  
Matt Finish



Hygienic-Silver  
Nano Technology

HOT PINK 90155 SI ▲ ○




MATCHING REHAU EDGE BAND – RICH PINK 75600\*

SNOW WHITE 107 SI ▲



MATCHING REHAU EDGE BAND – WHITE LILY 75637\*

THISTLE BLUE 254 SI ▲



MATCHING REHAU EDGE BAND – THISTLE BLUE 112036\*



OFF WHITE 108 SI ▲



MATCHING REHAU EDGE BAND – OFF WHITE 112031\*

SILVER GREY 225 SI ▲



MATCHING REHAU EDGE BAND – COOL GREY 75703\*

ALMOND IVORY 127 SI ▲



MATCHING REHAU EDGE BAND – ALMOND IVORY 112032\*

\*All REHAU Edgeband available in 3 finishes - Super High Gloss, High Gloss+ & Matte

**BLACK 293 SI ▲**



**MATCHING REHAU EDGE BAND – BLACK-I 75712\***

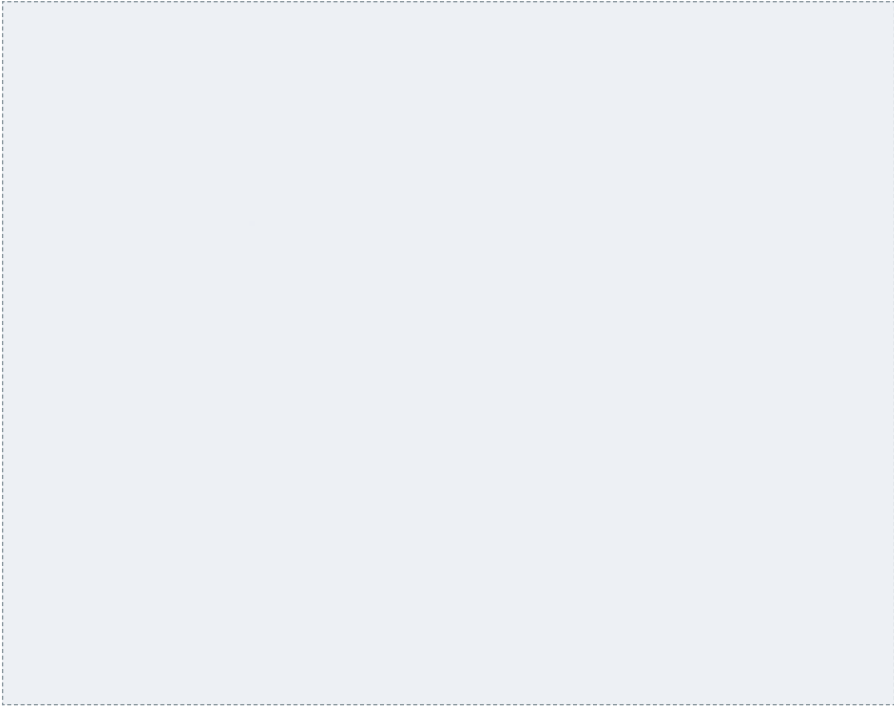
**VINTAGE BURGUNDY 181 SI ▲**



**MATCHING REHAU EDGE BAND – CHOCOLATE-II 75619\***



**DESIGNER WHITE 109 SI ▲**



**MATCHING REHAU EDGE BAND – WHITE 110166\***


**GRAPHITE GREY 238 SI ▲**



**MATCHING REHAU EDGE BAND – DARK GREY-II 75745\***


*\*All REHAU Edgeband available in 3 finishes - Super High Gloss, High Gloss+ & Matte*

HARLEY REYRA 94846 SI ▲ ○



MATCHING REHAU EDGE BAND – HARLEY REYRA 816P\*

PALADIN REYRA 94847 SI ▲ ○



MATCHING REHAU EDGE BAND – PALADIN REYRA 817P\*



SAGRADA MARBLE 3852 SI ▲

MATCHING REHAU EDGE BAND – SAGRADA MARBLE 782P\*

GOTHIC MARBLE 3853 SI ▲



MATCHING REHAU EDGE BAND – ASTRATTO NUBE 526P\*

**TOUCH TO EXPERIENCE THE SOLID SURFACE**

SIERRA MARBLE 3854 SI ▲



MATCHING REHAU EDGE BAND – SIERRA MARBLE 776P\*

\*All REHAU Edgeband available in 3 finishes - Super High Gloss, High Gloss+ & Matte



WHITE MARBLE 3846 SI ▲

NEW

BLACK MARBLE 3895 SI ▲



MATCHING REHAU EDGE BAND – WHITE MARBLE 600P\*

MATCHING REHAU EDGE BAND – BLACK MARMOR 753P\*



NEW

BRIO ZERICOTE 3688 SI ▲



MATCHING REHAU EDGE BAND – CORDIA ZERICOTE 540P\*

\*All REHAU Edgeband available in 3 finishes - Super High Gloss, High Gloss+ & Matte

NATURE ASH 2593 NP



# VENEER COLLECTION

ISED A OAK 2388 NP



Exquisitely crafted for nature lovers, the Veneer Collection brings a plethora of laminates with the natural wood grains texture. Perfect to enjoy the mesmerising outdoors, inside your home and stay close to nature.



**Colour Fastness**



**Natural Feel**



**Bark of a Tree Look**



**Low Maintenance**



NATURE ASH 2593 NP ▲

CHIKHALI ASH 2591 NP ▲



ISEDAL OAK 2388 NP ▲





NATURE OAK 2387 NP ▲



**TOUCH TO EXPERIENCE  
THE NATURAL GRAINS**

CHIKHALI OAK 2386 NP ▲





CHIKHALI WALNUT 2416 NP ▲

NATURE WALNUT 2417 NP ▲



ISEDASH 2592 NP ▲



NARAVA ASH 2594 NP ▲



PIRODA ASH 2595 NP ▲





NEW

INDIANA HICKORY 4517 KM ▲

NEW

JACKSON HICKORY 4516 KM ▲





ENCANTO BROWNISH OAK 4392 KM ▲



ENCANTO CREAMISH OAK 4393 KM ▲






**VAN NEFIS WALNUT 4506 KM ▲**

**PIDE NEFIS WALNUT 4505 KM ▲**



**CLASSIC WALNUT 421 KM ▲**



TYROL PINE 3531 KM ▲



NEW


PARIA OAK 3674 KM ▲



SIAM TEAK 444 KM ▲




SAMOA TEAK 456 KM ▲





# COMBINATIONS


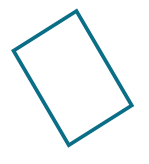





WALNUT 4515

ISTANBUL WALNUT 4513

When two different laminates come together, real magic happens. Get creative and artistic with our Combination range of laminates. Light or dark, it will surely create designs that match your imagination.





**NEW**

**ISTANBUL WALNUT 4513**

**NEW**

**OTTOMAN WALNUT 4515**



**NEW**

**TOPKAPI WALNUT 4514**




NEW

INDIANA HICKORY 4517



NEW

JACKSON HICKORY 4516



NEW

HECTOR BUBINGA 703



NEW

VECTOR BUBINGA 702



NEW

PETALWOOD BOOKMATCH 498



NEW

ROSEWOOD BOOKMATCH 497








AMERIS OAK 94671 ○

SADDLE OAK 94672 ○



STRAUSS WALNUT 93414 ○

BERGER WALNUT 93415 ○




MALAGA OLIVE 3789



SEVILLA OLIVE 3788



GRANADA OLIVE 4789





CORDIA ZERICOTE 689

ENCANTO BROWNISH OAK 4392



ENCANTO CREAMISH OAK 4393



BERTIE ELM 3757



CRANVILLE ELM 3755




OAKWOOD CREAM 3394



OAKWOOD GREY 3393




EUGELE WALNUT 4502



GAUGUIN WALNUT 4501



DEGAS WALNUT 4503



NEW

PARIS LIDO 93876 ○




NEW

JARDIN LIDO 93875 ○



DARK KAIN 93878 ○



LIGHT KAIN 93877 ○






**TWIST WEAVE 4858**

**ELITE WEAVE 4856**



**ANCIENT WEAVE 4857**

**NEO TEXTILES 973** ↑



**GLOBAL BEST SELLER**

BRILA WEAVE 4861



**GLOBAL BEST SELLER**

BRILLIANT WEAVE 4854




**GLOBAL BEST SELLER**

GENIAL WEAVE 4855



MAGIC BEANS 859



RAW SILK CRÈME 987 ○ ↑



RAW SILK COPPER 988 ○ ↑





EASTEM OAK 3663



CHESTNUT OAK 3665



MASSONS PINE 4537



HORSETAIL PINE 4538



NAMBIA OAK 4664




ZAMBIA OAK 4665



SILVER WENGE 4952 ○↑



TOKYO WENGE 4953 ○↑





BALTIC ASH 608

NEXO ASH 606



BORNHOLM ASH 607





BETULA WOOD 729

OSTRYA WOOD 727



NAGEIA WOOD 728




DOVER WALNUT 4525



DERBY WALNUT 4524



KERNEL WALNUT 4526





QUITE WOOD 686

FAIRY WOOD 687




PRETTY WOOD 688




MARINA OAK 4657



BAHIA OAK 4658



SILVER MAHOGANY 966 ○ ↑



GREY MAHOGANY 967 ○ ↑



VICTOR WALNUT 4521



PEMENANG WALNUT 4523



WHITE BIRCH 3512



SEA BIRCH 3513





GOLDEN BUTTE 927 ○ ↑



SILVER BUTTE 926 ○ ↑



BRONZE BUTTE 928 ○ ↑




GRAVA MARS 922 ○ ↑






GOLDEN SHIMMER 962 ○ ↑

GREY SHIMMER 964 ○ ↑



CREAM SHIMMER 961 ○ ↑

COPPER SHIMMER 963 ○ ↑




BRONCANTO CHERRY 3968 ○ ↑



MERCATINO CHERRY 3969 ○ ↑



GOLDEN CHERRY 3372



CREAM CHERRY 3371



CARMARGUE PINE 3485



BARBEGAL PINE 3486



JARDIN PINE 3484



AHIGAL WALNUT 3958 ○ ↑



CORIA WALNUT 3957 ○ ↑



ALOVEN PINE 4531



GRIEG PINE 4532






WALNUT WIGGY 4426

ARTISAN OAK 4398



KUNST OAK 4399



DAKOTA CODOAK 4396



DAKOTA HAMOAK 4397



D




PIDE NEFIS WALNUT 4505




VAN NEFIS WALNUT 4506



TAN NEFIS WALNUT 4507



KOTOGEM GREY 3953  



KOTOGEM SILVER 3955  





SHIMO ASH 4594




VERMONT MAPLE 3341




NATURAL OAK 3397



GABON WENGE 3795



DIAMANA OAK 4659



AFRICAN OAK NOIR 3743




AFRICAN OAK CLAIR 3744



CLARO MAPLE 3342



TRIESTE MAPLE 3343



**BAVARIAN ASH NEUTRAL 3591**



**BAVARIAN ASH BEIGE 3592**



**BAVARIAN ASH GREY 3594**



**BAVARIAN ASH SMOKED 3593**



**WOODART BEIGE 3781**



**WOODART BRAUN 3782**





DECO WALNUT DARK BROWN 3418

DECO WALNUT LIGHT BROWN 3419




MALMO WALNUT CREAM 3416



SAPWOOD WALNUT DARK BROWN 3425




MALMO WALNUT BROWN 3417





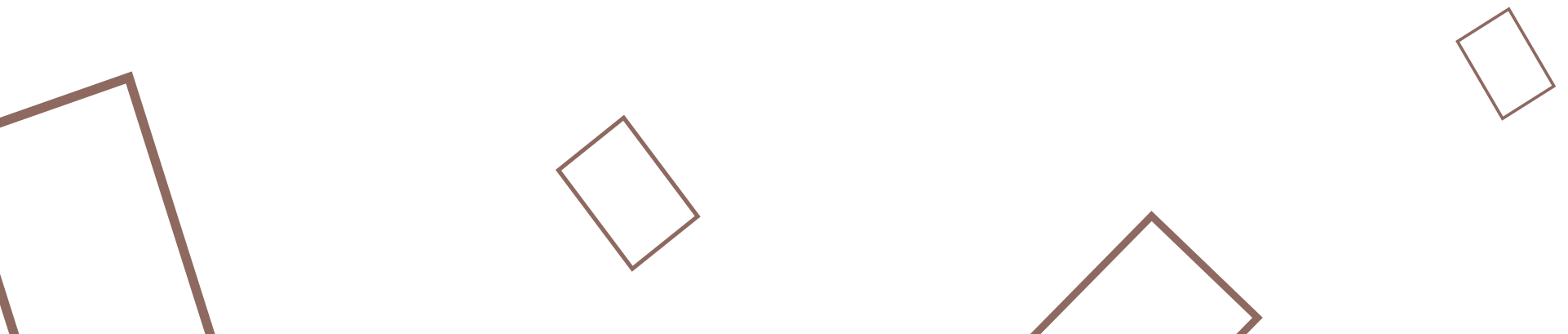
RECLAIMED WALNUT 419 E0

# TEXTURE






The Texture collection offers a range of laminates as rich and deep as your imagination. So, wherever you choose to apply it, they will bring out the best of every space.



NEW

GREY CASPIO 3925 HG □ ○ ↑




NEW

SILVER CASPIO 3926 HG □ ○ ↑




NEW

SUPERNOVA 4842 HG □



NEW

STELLARNOVA 4841 HG □






COOL DELAWARE 94833 HG □ ○



KIFF DELAWARE 94834 HG □ ○



CANYAN APPLE 745 HG □



GRIZZLY MARBLE 3839 HG □





TULA BRASS 4869 HG □

TULA GOLD 4868 HG □



TULA SILVER 4867 HG □



SAGRADA MARBLE 3852 HG □



GOTHIC MARBLE 3853 HG □



SIERRA MARBLE 3854 HG □






NEW


SAMOA TEAK 456 HG □

NEW

KERNEL WALNUT 4526 HG □



DIAMANA OAK 4659 HG □




DECO WALNUT DARK BROWN 3418 HG □




URBAN TEAK 449 HG □



ERMANNNO WALNUT 424 HG □




PYRUS OSCURO 3408 HG □



BRUSH METAL 904 HG □○↑




FROSTY WHITE 111 HG □



BLUE BLUSH 3241 HG □



BLUISH GREY 234 HG □



CERAMIC 157 HG □



MADDY MUSHROOM 172 HG □





SALTILLO ZIRICOTE 685 E0 ▲



RECLAIMED WALNUT 419 E0 ▲




**TOUCH TO EXPERIENCE  
THE WOOD FINISH**



NEW


BRIO ZERICOTE 3688 E0 ▲





SNOW HAKONE 3913 IP ▲ ○ ↑

TWILIGHT HAKONE 3914 IP ▲ ○ ↑



SKY HAKONE 3916 IP ▲ ○ ↑





CREAM SHIMMER 961 IP ▲○↑



COPPER SHIMMER 963 IP ▲○↑



URBAN TEAK 449 MO ▲



ARABIAN RECON PINE 90695 MO ▲ ○




KOTOGEM GREY 3953 MO ▲ ○ ↑




KOTOGEM SILVER 3955 MO ▲ ○ ↑




ZEBRA WOOD 787 LS ▲




FROSTY WHITE 111 LS ▲



SHIMO ASH 4594 AT ▲



ARIZONA OAK 4648 AT ▲



AFRICAN OAK NOIR 3743 PS ▲



WHITE BIRCH 3512 PS ▲



NEW

CAMEL 178 PS ▲



NEW



MADDY MUSHROOM 172 PS ▲






RADIANT RED 191 PS ▲

SLATE GREY 236 PS ▲



FROSTY WHITE 111 PS ▲

BLACK 293 PS ▲



APPLEWOOD LIGHT 3741 V0 



APPLEWOOD DARK 3742 V0 



DECO WALNUT DARK BROWN 3418 V0 



DECO WALNUT LIGHT BROWN 3419 V0 



FROSTY WHITE 111 V0 



GAUGUIN WALNUT 4501 LH ▲



EUGELE WALNUT 4502 LH ▲







SAMOA TEAK 456 WK ▲


NEW

BAVARIAN ASH NEUTRAL 3591 WK ▲



NEW

BAVARIAN ASH BEIGE 3592 WK ▲

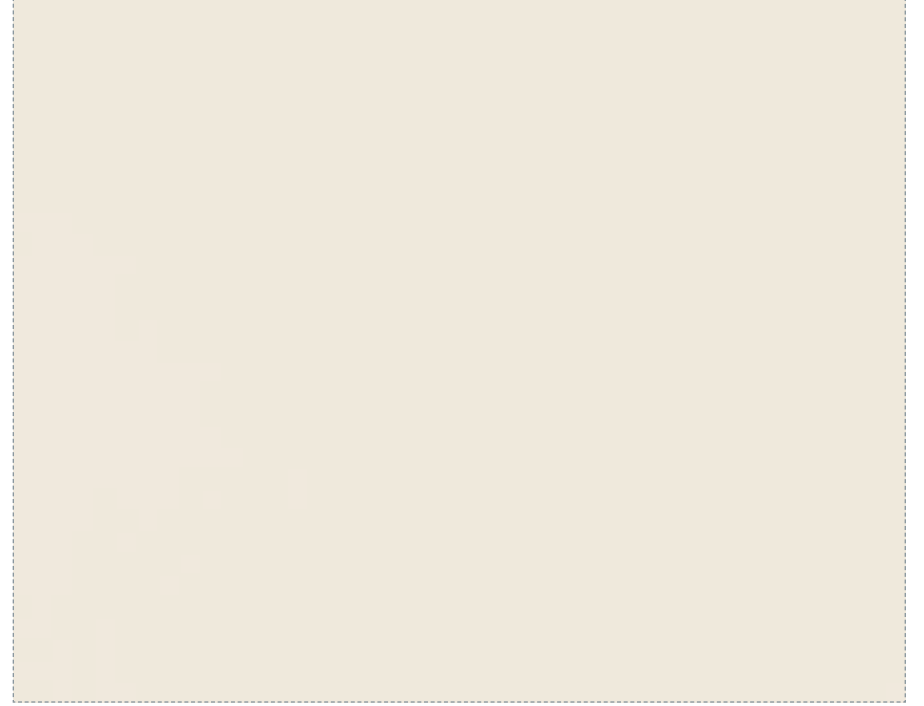




SAPELI 541 WK ▲



FROSTY WHITE 111 WK ▲




MAGIC BEANS 859 WK ▲



NEW

SUNRISE GLACIER 3922 AL ▲ ○ ↑



NEW

CONCRETE GREY 3233 AL ▲



FROSTY WHITE 111 AL ▲



STOMY GLACIER 913 AL ▲ ○ ↑




LUMLERE GLACIER 912 AL ▲ ○ ↑






ERMANNOWALNUT 424 PK ▲

FROSTYWHITE 111 PK ▲



NEW

LEPING WALNUT 4527 PK ▲





FROSTY WHITE 111 L0 ▲

BLACK 293 L0 ▲



CORAL 90196 L0 ▲○



CREAM SHIMMER 961 L0 ▲○↑



COPPER SHIMMER 963 L0 ▲○↑



↑ Vertical application only

MAGIC BEANS 859 CR ▲



FROSTY WHITE 111 CR ▲



WALNUT WIGGY 4426 CR ▲




CLARO MAPLE 3342 CR ▲




TRIESTE MAPLE 3343 CR ▲



PYRUS OSCURO 3408 CR ▲



SAMOA TEAK 456 CR ▲



LIGHT KAIN 93877 PE ▲○

DARK KAIN 93878 PE ▲○







NEW

PELLE GRASSA 4823 PE ▲



NEW

PELLE MISTA 4824 PE ▲



NEW

PELLE SECCA 4825 PE ▲





TWIST WEAVE 4858 TS ▲

ELITE WEAVE 4856 TS ▲




ANCIENT WEAVE 4857 TS ▲

VINTAGE BURGUNDY 181 TS ▲




NEO TEXTILE 973 TS ▲ ○ ↑



FROSTY WHITE 111 TS ▲




MAGIC BEANS 859 TS ▲





COPPER SHIMMER 963 TS ▲○↑

GOLDEN SHIMMER 962 TS ▲○↑



CREAM SHIMMER 961 TS ▲○↑

GREY SHIMMER 964 TS ▲○↑



SAGRADA MARBLE 3852 SL ▲



GOTHIC MARBLE 3853 SL ▲



SIERRA MARBLE 3854 SL ▲



BARK STONE 3836 SL ▲



NEW

AMERIS OAK 94671 NH ▲ ○



NEW

SADDLE OAK 94672 NH ▲ ○





NEW

STRAUSS WALNUT 93414 NH ▲ ○



NEW

CORDIA ZERICOTE 689 NH ▲




TOUCH TO EXPERIENCE  
THE NATURAL WOOD



NEW


BERGER WALNUT 93415 NH ▲ ○







ERMANNOWALNUT 424 N ▲

FROSTY WHITE 111 N ▲



SAPELI 541 N ▲

NICEWOOD 712 N ▲





NEW

QUITE WOOD 686 N ▲




NEW

DIAMANA OAK 4659 N ▲




NEW

LEPING WALNUT 4527 N ▲




NEW

TWIST WEAVE 4858 LN ▲



NEW

ELITE WEAVE 4856 LN ▲



NEW

ANCIENT WEAVE 4857 LN ▲



LINEN

RAW SILK CRÈME 987 LN ▲○↑




RAW SILK COPPER 988 LN ▲○↑






SILVER BRUSH 1001 BR ▲↑

REAL METAL








# WOODGRAINS





Nothing is more beautiful than nature in its raw form. The Woodgrains collection offers laminates with grains of wood without the hassle of polishing. It is for those who want to stick to basics.



# WOODGRAINS

## FULL SHEET VIEW

Inspired from diversity in nature, this range showcases exquisite selection of Woodgrain laminates along with full sheet view for detailed understanding of intricate patterns.



**GLOBAL BEST SELLER**

HILAND PINE 531 | Page 150

GOLDEN PINE 93487 ○ | Page 150



**D**

**GLOBAL BEST SELLER**

BALTIC PINE 529 | Page 150

ARABIAN RECON PINE 90695 ○ | Page 150





**GLOBAL BEST SELLER**

COLORADO PINE 489 | Page 150

WILMINGTON OAK 93669 ○ | Page 151



D

D

BEDFORD OAK 93668 ○ | Page 151

BURLINGTON OAK 94668 ○ | Page 151



GREY OAK 94669 ○ | Page 151



**NEW** GLOBAL BEST SELLER

PARIA OAK 3674 | Page 152





OAK NOMADA 3639 | Page 152

DEGAS'S OAK 4643 | Page 152



\* The images shown are for indicative purpose only. The actual sheet may vary from the printed design.

**GLOBAL BEST SELLER**

FUSION MAPLE 525 | Page 153

HALIFAX MAPLE 338 | Page 153



**D**

**GLOBAL BEST SELLER**

THANSUE MAPLE 357 | Page 153



D

**GLOBAL BEST SELLER**

WENGE 791 | Page 154



D

WHITE WENGE 4791 | Page 154

MAHOGANY 468 | Page 155





**GLOBAL BEST SELLER**

SAPELI 541 | Page 155

WILD ZEBRANO 784 | Page 155



D



D

ZEBRA WOOD 787 | Page 155

NICEWOOD 712 | Page 155



NYANA ROSE 494 | Page 155



D

PURE ACACIA 708 | Page 156



D

SMOKE ACACIA 709 | Page 156



**GLOBAL BEST SELLER**


ACACIA 706 | Page 156



**GLOBAL BEST SELLER**

MOLDAU ACACIA 3707 | Page 156

SWISS ELM 94747 ○ | Page 156



D



D

**NEW** GLOBAL BEST SELLER

BERN ELM 3752 | Page 156



GLOBAL BEST SELLER

OXFORD CHERRY 3376 | Page 156



CHERRY 3375 | Page 156

AMBER CHERRY 466 | Page 156



PYRUS OSCURO 3408 | Page 156



ANEGRE 3362 | Page 156





**GLOBAL BEST SELLER**

SAMOA TEAK 456 | Page 157



**GLOBAL BEST SELLER**

URBAN TEAK 449 | Page 157



**D**

**GLOBAL BEST SELLER**

NYANA TEAK 464 | Page 157



**GLOBAL BEST SELLER**

SMOKED TEAK 3454 | Page 157



**NEW** GLOBAL BEST SELLER

ALLOVER TEAK 4449 | Page 158

SIAM TEAK 444 | Page 158



D

D

\* The images shown are for indicative purpose only. The actual sheet may vary from the printed design.

RECYCLED TEAK 462 | Page 158

COLET TEAK 446 | Page 158



RANJ TEAK 3459 | Page 158

ERMANNOWALNUT 424 | Page 159



\* The images shown are for indicative purpose only. The actual sheet may vary from the printed design.

FIGURED WALNUT 951 ○ ↑ | Page 159

CLASSIC WALNUT 421 | Page 159



**GLOBAL BEST SELLER**

CAIRO WALNUT 4427 | Page 159



D

**NEW GLOBAL BEST SELLER**

MARINE WALNUT 657 | Page 160



D

**NEW** GLOBAL BEST SELLER

COLUMBIA WALNUT 656 | Page 160



D

GLOBAL BEST SELLER

HERITAGE WALNUT 429 | Page 160



D



RECLAIMED WALNUT 419 | Page 160

**GLOBAL BEST SELLER**

BODENSEE BEECH 303 | Page 161



CHERRY BEECH 321 | Page 161



**GLOBAL BEST SELLER**

BAVARIAN BEECH 311 | Page 161



BEECHWALL 327 | Page 161



**NEW** GLOBAL BEST SELLER

WILD PEAR 403 | Page 162




**NEW** GLOBAL BEST SELLER

HASTINGS SANDALWOOD 738 | Page 162

RUBBER WOOD 714 | Page 162



CHENE 704 | Page 162

OAK CHENE 3947  | Page 162



APPLEWOOD LIGHT **3741** | Page 162



APPLEWOOD DARK **3742** | Page 162



PINE

GLOBAL BEST SELLER

TYROL PINE 3531



GLOBAL BEST SELLER

HILAND PINE 531



D



GOLDEN PINE 93487 ○



GLOBAL BEST SELLER

BALTIC PINE 529



ARABIAN RECON PINE 90695 ○



GLOBAL BEST SELLER

COLORADO PINE 489



D

WILMINGTON OAK 93669 ○



BEDFORD OAK 93668 ○



BURLINGTON OAK 94668 ○



GREY OAK 94669 ○





# OAK

**NEW** GLOBAL BEST SELLER

PARIA OAK 3674



OAK VALLEY ROUGE 3649




WHITE OAK 394



OAK NOMADA 3639



DEGAS'S OAK 4643



①





GLOBAL BEST SELLER

FUSION MAPLE 525

HALIFAX MAPLE 338



GLOBAL BEST SELLER

THANSUE MAPLE 357



GLOBAL BEST SELLER

WENGE 791

WHITE WENGE 4791



MAHOGANY 468




GLOBAL BEST SELLER

SAPELI 541



WILD ZEBRANO 784



ZEBRA WOOD 787



NICEWOOD 712



NYANA ROSE 494



PURE ACACIA 708

SMOKE ACACIA 709

**GLOBAL BEST SELLER** ACACIA 706

**GLOBAL BEST SELLER** MOLDAU ACACIA 3707



SWISS ELM 94747 ○

**NEW**  
**GLOBAL BEST SELLER** BERN ELM 3752

**GLOBAL BEST SELLER** OXFORD CHERRY 3376


CHERRY 3375



AMBER CHERRY 466


PYRUS OSCURO 3408

ANEGRE 3362




GLOBAL BEST SELLER

SAMOA TEAK 456



GLOBAL BEST SELLER

URBAN TEAK 449



D


GLOBAL BEST SELLER

NYANA TEAK 464



GLOBAL BEST SELLER

SMOKED TEAK 3454



D





**NEW GLOBAL BEST SELLER**

**ALLOVER TEAK 4449**

**SIAM TEAK 444**



**D**



**D**

**RECYCLED TEAK 462**

**COLET TEAK 446**

**RANJ TEAK 3459**



**D**





**D**





ERMANNNO WALNUT 424


FIGURED WALNUT 951 ○ ↑



CLASSIC WALNUT 421

GLOBAL BEST SELLER

CAIRO WALNUT 4427





# WALNUT

**NEW** GLOBAL BEST SELLER

MARINE WALNUT 657



Ⓚ

**NEW** GLOBAL BEST SELLER

COLUMBIA WALNUT 656



Ⓚ

GLOBAL BEST SELLER

HERITAGE WALNUT 429



Ⓚ

RECLAIMED WALNUT 419



Ⓚ





GLOBAL BEST SELLER

BODENSEE BEECH 303

CHERRY BEECH 321



GLOBAL BEST SELLER

BAVARIAN BEECH 311

BEECHWALL 327



NEW GLOBAL BEST SELLER

WILD PEAR 403



NEW

GLOBAL BEST SELLER

HASTINGS SANDALWOOD 738



RUBBER WOOD 714



CHENE 704



OAK CHENE 3947 ○ ↑



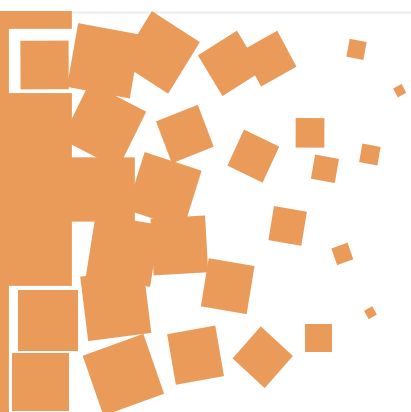
APPLEWOOD LIGHT 3741



APPLEWOOD DARK 3742



# SOLID WOODGRAINS CONCEPT




Combine Woodgrains with the solid designs of your choice and make your very own personal style statement and turn every space beautiful. Here are some options to choose from.



SUN BLOOM 206



TYROL PINE 3531



PISTA GREEN 276



LIGHT ORANGE 212




LIGHT BEIGE 161




URBAN TEAK 449




WENGE 791





SAMOA TEAK 456




HILAND PINE 531



ERMANNNO WALNUT 424






CLASSIC WALNUT 421








# SOLIDS






The range of laminates that has a colour to match every mood, style and personality. Fill your space with the colour that represents your personal style and add a new aura to it.



SOLIDS

PINKS & REDS

ALMOND PINK 146



PEACH PINK 151




CORAL 90196 ○



HOT PINK 90155 ○



DUSK PURPLE 159



BLOOD RED 194




RADIANT RED 191



VINTAGE BURGUNDY 181




LAVENDER 261



PURPLE 267



ANTIQUÉ VIOLET 266



DARKISH PURPLE 265



SOFT VIOLETS

LIGHT YELLOW 201



EQUINOX YELLOW 209



SUN BLOOM 206



GLAZE YELLOW 208



LIGHT ORANGE 212



YELLOW & ORANGES

CLASSIC ORANGE 217



SKY BLUE 243



SATIN BLUE 241



BLUE BLUSH 3241



THISTLE BLUE 254



PASTEL BLUE 3244 <sup>NEW</sup>



COOL BLUES

DAWN BLUE 259



BLUE 245



SWISS BLUE 257



ROYAL BLUE 247



NAVY BLUE 249



FIELD GREENS

DESERT GREEN 274



LIME GREEN 275



HAWAIIAN GREEN 287



DREAM GREEN 288



LAWN GREEN 284





# SOLIDS

**NEW**  
TRAFFIC GREEN 3281

PISTA GREEN 276

**NEW**  
OLIVE GREEN 3271

STEEL GREEN 281

**HASH BROWNS**

LIGHT BEIGE 161

BEIGE 163

TWILIGHT BEIGE 164

CAMEL 178

LIGHT BROWN 171

MADDY MUSHROOM 172

CHOCOLATE 174

DEEP BRONZE 177

**AIRY WHITES**

**GLOBAL BEST SELLER** WHITE 101

SNOW WHITE 107

DESIGNER WHITE 109

**GLOBAL BEST SELLER** OFF WHITE 108

**GLOBAL BEST SELLER** FROSTY WHITE 111

MYSORE IVORY 125

**GLOBAL BEST SELLER** IVORY 121

ALMOND IVORY 127

CERAMIC 157

TAUPE 158

**SMOKY GREYS**

ALLU GREY 228

**GLOBAL BEST SELLER** LIGHT GREY 221

MOON GREY 227

SILVER GREY 225

GREY 231

WARM GREY 226

BLUISH GREY 234

**GLOBAL BEST SELLER** GRAPHITE GREY 238

SLATE GREY 236

**NEW** CONCRETE GREY 3233

**GLOBAL BEST SELLER** BLACK 293

**MATT RANGE**



**GLOBAL BEST SELLER** WHITE 101 MT

**GLOBAL BEST SELLER** OFF WHITE 108 MT

**GLOBAL BEST SELLER** FROSTY WHITE 111 MT







# SPECIALITY LAMINATES






A range of laminates crafted for those special areas where you just can't go wrong. These laminates will give birth to new ideas and help you explore new ways to beautify your spaces.



# ANTI FINGERPRINT

This technologically evolved laminate allows absolutely zero fingerprints on its surface. An obvious choice for hygienic areas like kitchens, toilets, hospitals, office desks, conference rooms and reception areas.



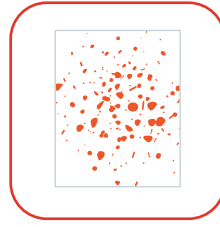
MILKY WHITE 1308 MATT



**Anti Fingerprint**




**Zero Maintenance**



**European Matt Finish**



**Hygienic-Silver Nano Technology**



**ANTHRACITE GREY 1336 MATT**

**MILKY WHITE 1308 MATT**



**ANTHRACITE GREY 1336 MATT**



**JET BLACK 1393 MATT**



**CORAL RED 1394 MATT**



# MONOCORE

With the same colour decorative surface as the core layer, MonoCore gives a uniform look to any surface you choose.



## CenturyLaminates brings you MonoCore

Ideal for your retail and commercial spaces, they ensure that while your interiors look sharp, the edges between two laminates are smooth.

One of the few limitations of high pressure laminates is a joint. MonoCore eliminates this concern with a range of solid colour designs which infuse the material throughout its entire thickness, removing the shadow line effect.

MonoCore comes in 9 contemporary solid shades and are available in two finishes; Gloss and Suede.

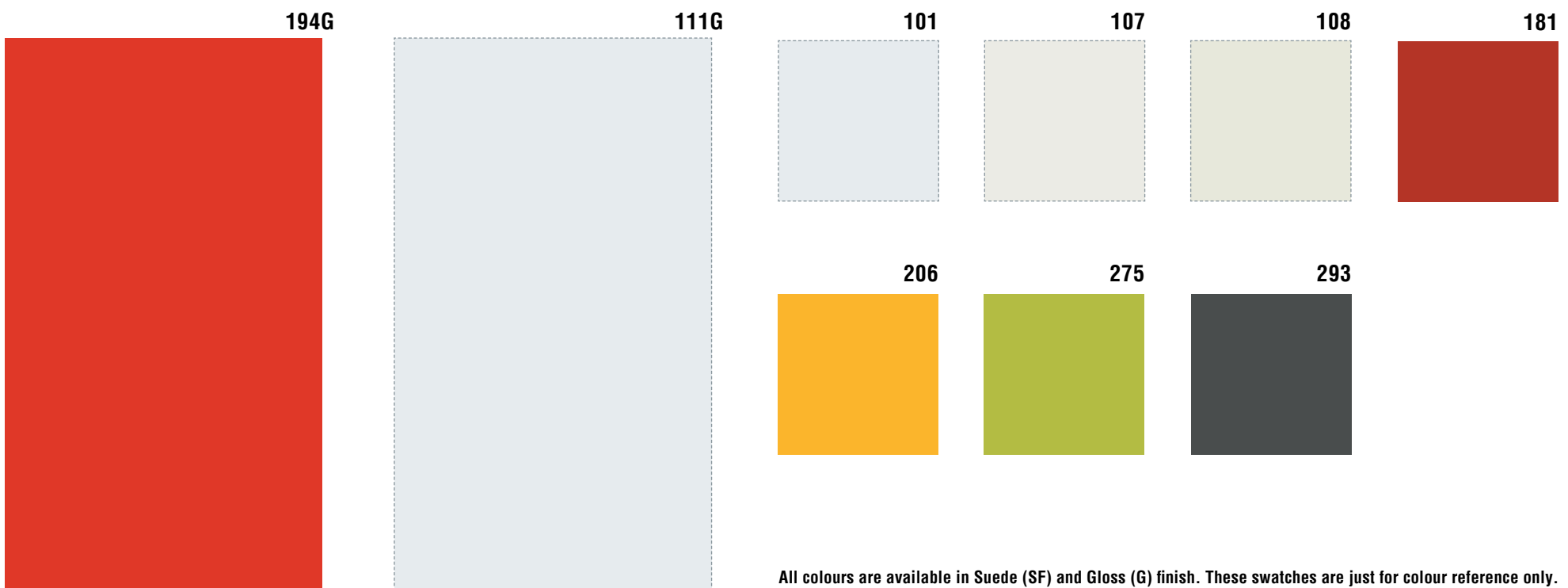
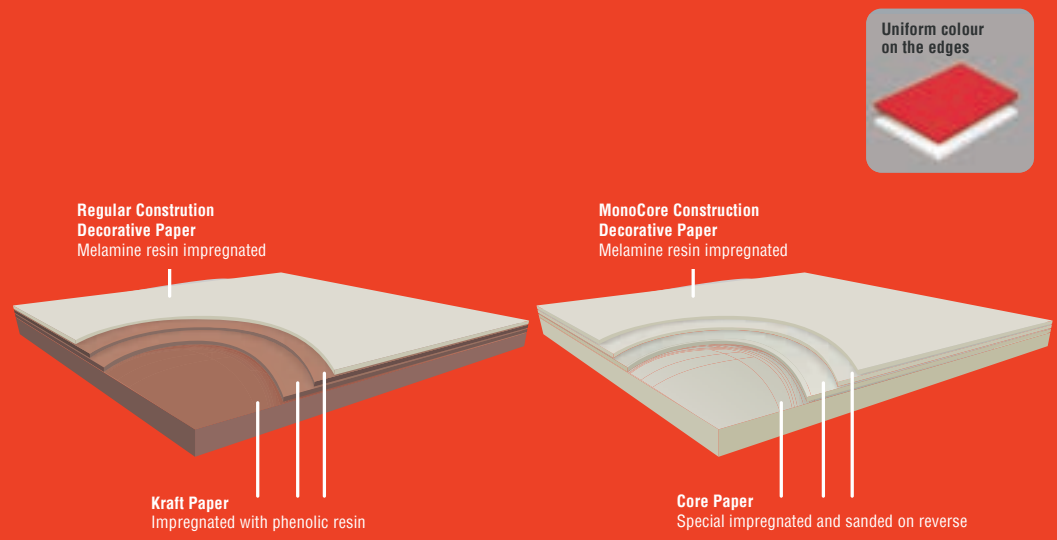


## Product Composition

These high quality laminates have the same colour decorative surface as the core layer, giving them a uniform look.

CenturyLaminates' MonoCore is produced using a unique technology. These laminates are made of a single design paper, the reverse of which is sanded.


The decorative side is treated using melamine resins, while the core paper layer is impregnated with special resin to maintain uniform colour on the edges.



All colours are available in Suede (SF) and Gloss (G) finish. These swatches are just for colour reference only. For actual colours (except 194G and 111G as shown here) please refer to our Solid section page.

# MAGNETIC MAGMA

WHITE 101 MG





# CHALK BOARD

STEEL GREEN CHALK BOARD 281 ○



# MARKER BOARD

WHITE MARKER BOARD 101 ○



# HD LAMINATES

High-definition digital laminates that give a 3D look and feel. Inspired by nature and designed to perfection, they bring out the best of every space.

LORENZO 1526 MT



CARNIVAL 1525 MT





FLORAL PASSION 1514 GL



TATLOBULAK 1518 GL



GLASS ROSE 1515 GL



# DESIGN INDEX



Design Code	Design Name	New	↑	○	#	•	✓	Page
101	WHITE						✓	168
107	SNOW WHITE						✓	168
108	OFF WHITE						✓	168
109	DESIGNER WHITE						✓	168
111	FROSTY WHITE				#	•		168
121	IVORY				#	•	✓	168
125	MYSORE IVORY						✓	168
127	ALMOND IVORY						✓	168
146	ALMOND PINK							167
151	PEACH PINK							167
157	CERAMIC							168
158	TAUPE						✓	168
159	DUSK PURPLE							167
161	LIGHT BEIGE						✓	168
163	BEIGE				#	•		168
164	TWILIGHT BEIGE							168
171	LIGHT BROWN							168
172	MADDY MUSHROOM						✓	168
174	CHOCOLATE							168
177	DEEP BRONZE							168
178	CAMEL							168
181	VINTAGE BURGUNDY						✓	167
191	RADIANT RED							167
194	BLOOD RED							167
201	LIGHT YELLOW							167
206	SUN BLOOM							167
208	GLAZE YELLOW						✓	167
209	EQUINOX YELLOW						✓	167
212	LIGHT ORANGE							167
217	CLASSIC ORANGE							167
221	LIGHT GREY						✓	168
225	SILVER GREY						✓	168
226	WARM GREY						✓	168
227	MOON GREY							168
228	ALLU GREY						✓	168
231	GREY							168
234	BLUISH GREY						✓	168
236	SLATE GREY							168
238	GRAPHITE GREY				#	•	✓	168
241	SATIN BLUE							167
243	SKY BLUE						✓	167
245	BLUE							167
247	ROYAL BLUE							167
249	NAVY BLUE						✓	167
254	THISTLE BLUE							167
257	SWISS BLUE							167
259	DAWN BLUE						✓	167
261	LAVENDER				#	•		167
265	DARKISH PURPLE							167
266	ANTIQUÉ VIOLET							167
267	PURPLE							167
274	DESERT GREEN						✓	167
275	LIME GREEN							167
276	PISTA GREEN						✓	168

Design Code	Design Name	New	↑	○	#	•	✓	Page
281	STEEL GREEN						✓	168
284	LAWN GREEN							167
287	HAWAIIAN GREEN						✓	167
288	DREAM GREEN							167
293	BLACK				#	•		168
303	BODENSEE BEECH							161
311	BAVARIAN BEECH				#	•		161
321	CHERRY BEECH						✓	161
327	BEECHWALL							161
338	HALIFAX MAPLE							153
357	THANSUE MAPLE				#	•		153
394	WHITE OAK							152
403	WILD PEAR	NEW						162
419	RECLAIMED WALNUT						✓	160
421	CLASSIC WALNUT							159
424	ERMANN WALNUT						✓	159
429	HERITAGE WALNUT							160
444	SIAM TEAK							158
446	COLET TEAK							158
449	URBAN TEAK							157
456	SAMOA TEAK				#	•	✓	157
462	RECYCLED TEAK							158
464	NYANA TEAK						✓	157
466	AMBER CHERRY							156
468	MAHOGANY						✓	155
489	COLORADO PINE							150
494	NYANA ROSE						✓	155
497	ROSEWOOD BOOKMATCH	NEW						47
498	PETALWOOD BOOKMATCH	NEW						47
525	FUSION MAPLE							153
529	BALTIC PINE							150
531	HILAND PINE							150
541	SAPALI						✓	155
606	NEXO ASH							58
607	BORNHOLM ASH							58
608	BALTIC ASH							58
656	COLUMBIA WALNUT	NEW			#	•		160
657	MARINE WALNUT	NEW			#	•		160
686	QUITE WOOD							61
687	FAIRY WOOD							61
688	PRETTY WOOD						✓	61
689	CORDIA ZERICOTE							50
702	VECTOR BUBINGA	NEW						46
703	HECTOR BUBINGA	NEW						46
704	CHENE							162
706	ACACIA				#	•		156
708	PURE ACACIA							156
709	SMOKE ACACIA							156
712	NICEWOOD							155
714	RUBBER WOOD							162
727	OSTRYA WOOD							59
728	NAGEIA WOOD							59

Design Code	Design Name	New	↑	○	#	•	✓	Page
729	BETULA WOOD							59
738	HASTINGS SANDALWOOD	NEW						162
784	WILD ZEBRANO						✓	155
787	ZEBRA WOOD						✓	155
791	WENGE							154
805	ROMANTIC FLOWER							12
859	MAGIC BEANS				#	•		55
922	GRAVA MARS		↑	○				64
926	SILVER BUTTE		↑	○				64
927	GOLDEN BUTTE		↑	○				64
928	BRONZE BUTTE		↑	○				64
951	FIGURED WALNUT		↑	○				159
961	CREAM SHIMMER		↑	○				65
962	GOLDEN SHIMMER		↑	○				65
963	COPPER SHIMMER		↑	○				65
964	GREY SHIMMER		↑	○				65
966	SILVER MAHOGANY		↑	○				62
967	GREY MAHOGANY		↑	○				62
973	NEO TEXTILES		↑	○				54
987	RAW SILK CRÈME		↑	○				55
988	RAW SILK COPPER		↑	○				55
3233	CONCRETE GREY	NEW						168
3241	BLUE BLUSH							167
3244	PASTEL BLUE	NEW						167
3271	OLIVE GREEN	NEW						168
3281	TRAFFIC GREEN	NEW						168
3341	VERMONT MAPLE							72
3342	CLARO MAPLE						✓	73
3343	TRIESTE MAPLE							73
3362	ANEGRE							156
3371	CREAM CHERRY							66
3372	GOLDEN CHERRY							66
3375	CHERRY							156
3376	OXFORD CHERRY				#	•		156
3393	OAKWOOD GREY							51
3394	OAKWOOD CREAM							51
3397	NATURAL OAK							72
3408	PYRUS OSCURO						✓	156
3416	MALMO WALNUT CREAM							76
3417	MALMO WALNUT BROWN							76
3418	DECO WALNUT DARK BROWN						✓	75
3419	DECO WALNUT LIGHT BROWN						✓	75
3425	SAPWOOD WALNUT DARK BROWN						✓	76
3454	SMOKED TEAK					•		157
3459	RANJ TEAK							158
3484	JARDIN PINE							67
3485	CARMARGUE PINE							67
3486	BARBEGAL PINE							67
3512	WHITE BIRCH							63
3513	SEA BIRCH							63

# DESIGN INDEX



**CENTURYLAMINATES®**

Design Code	Design Name	New	↑	○	#	•	✓	Page
3531	TYROL PINE						✓	150
3591	BAVARIAN ASH NEUTRAL							74
3592	BAVARIAN ASH BEIGE							74
3593	BAVARIAN ASH SMOKED							74
3594	BAVARIAN ASH GREY						✓	74
3639	OAK NOMADA							152
3649	OAK VALLEY ROUGE							152
3663	EASTEM OAK							56
3665	CHESTNUT OAK							56
3672	MONTANA BLOCKWOOD	NEW						10
3673	HELENA BLOCKWOOD	NEW						10
3674	PARIA OAK	NEW						152
3707	MOLDAU ACACIA				#	•		156
3741	APPLEWOOD LIGHT							162
3742	APPLEWOOD DARK							162
3743	AFRICAN OAK NOIR						✓	73
3744	AFRICAN OAK CLAIR							73
3752	BERN ELM	NEW						156
3755	CRANVILLE ELM							51
3757	BERTIE ELM							51
3781	WOODART BEIGE							74
3782	WOODART BRAUN							74
3788	SEVILLA OLIVE							49
3789	MALAGA OLIVE							49
3795	GABON WENGE							72
3871	PUNTO MIRO							09
3872	TOHU MIRO							09
3873	YONGA TABULO							11
3874	KIIP TABULO							11
3947	OAK CHENE		↑	○				162
3953	KOTOGEM GREY		↑	○				71
3955	KOTOGEM SILVER		↑	○				71
3957	CORIA WALNUT		↑	○				68
3958	AHIGAL WALNUT		↑	○				68
3968	BRONCANTO CHERRY		↑	○				66
3969	MERCATINO CHERRY		↑	○				66
4392	ENCANTO BROWNISH OAK							50
4393	ENCANTO CREAMISH OAK							50
4394	VERGE OAK							09
4395	BRINK OAK							09
4396	DAKOTA CODOAK							70
4397	DAKOTA HAMOAK							70
4398	ARTISAN OAK							69
4399	KUNST OAK							69
4426	WALNUT WIGGY							69
4427	CAIRO WALNUT				#	•		159
4449	ALLOVER TEAK	NEW						158
4501	GAUGUIN WALNUT							52
4502	EUGELE WALNUT							52
4503	DEGAS WALNUT							52
4505	PIDE NEFIS WALNUT							71
4506	VAN NEFIS WALNUT							71
4507	TAN NEFIS WALNUT							71
4511	ALMOND PLANK	NEW						10
4512	WALNUT PLANK	NEW						10
4513	ISTANBUL WALNUT	NEW						45

Design Code	Design Name	New	↑	○	#	•	✓	Page
4514	TOPKAPI WALNUT	NEW						45
4515	OTTOMAN WALNUT	NEW						45
4516	JACKSON HICKORY	NEW						46
4517	INDIANA HICKORY	NEW						46
4521	VICTOR WALNUT							63
4523	PEMENANG WALNUT							63
4524	DERBY WALNUT							60
4525	DOVER WALNUT							60
4526	KERNEL WALNUT							60
4531	ALOVEN PINE							68
4532	GRIEG PINE							68
4537	MASSONS PINE							56
4538	HORSETAIL PINE							56
4594	SHIMO ASH							72
4643	DEGAS'S OAK							152
4657	MARINA OAK							62
4658	BAHIA OAK							62
4659	DIAMANA OAK							72
4664	NAMBIA OAK						✓	57
4665	ZAMBIA OAK							57
4789	GRANADA OLIVE							49
4791	WHITE WENGE							154
4821	GRAFFITI	NEW						12
4822	VENEZIA	NEW						12
4826	WABI SABI	NEW						07
4827	PATINA SABI	NEW						07
4828	SATORI SABI	NEW						07
4854	BRILLIANT WEAVE				#	•		55
4855	GENIAL WEAVE				#	•		55
4856	ELITE WEAVE							54
4857	ANCIENT WEAVE							54
4858	TWIST WEAVE							54
4861	BRILA WEAVE				#	•		55
4952	SILVER WENGE		↑	○				57
4953	TOKYO WENGE		↑	○				57
4957	GREY PARADOX		↑	○				11
4958	SILVER PARADOX		↑	○				11
90155	HOT PINK			○				167
90196	CORAL			○				167
90695	ARABIAN RECON PINE			○				150
90808	FLORAL ROMANCE			○				12
93414	STRAUSS WALNUT			○				48
93415	BERGER WALNUT			○				48
93487	GOLDEN PINE			○				150
93668	BEDFORD OAK			○				151
93669	WILMINGTON OAK			○				151
93875	JARDIN LIDO	NEW		○				53
93876	PARIS LIDO	NEW		○				53
93877	LIGHT KAIN			○				53
93878	DARK KAIN			○				53
94668	BURLINGTON OAK			○				151
94669	GREY OAK			○				151
94671	AMERIS OAK			○				48
94672	SADDLE OAK			○				48
94747	SWISS ELM			○				156
94862	CAPE COMORIN			○				08
94863	RINN COMORIN			○				08
94864	TAN COMORIN			○				08

Design Code	Design Name	New	↑	○	#	•	✓	Page
<b>MATT RANGE</b>								
101 MT	WHITE							168
108 MT	OFF WHITE							168
111 MT	FROSTY WHITE							168
<b>GLOBAL BEST SELLER</b>								
101	WHITE						✓	168
101 MT	WHITE							168
108	OFF WHITE						✓	168
108 MT	OFF WHITE							168
111	FROSTY WHITE				#	•		168
111 MT	FROSTY WHITE							168
121	IVORY				#	•	✓	168
221	LIGHT GREY						✓	168
238	GRAPHITE GREY				#	•	✓	168
293	BLACK				#	•		168
303	BODENSEE BEECH							161
311	BAVARIAN BEECH				#	•		161
357	THANSUE MAPLE				#	•		153
403	WILD PEAR	NEW						162
429	HERITAGE WALNUT							160
449	URBAN TEAK							157
456	SAMOA TEAK				#	•	✓	157
464	NYANA TEAK						✓	157
489	COLORADO PINE							150
525	FUSION MAPLE							153
529	BALTIC PINE							150
531	HILAND PINE							150
541	SAPELI						✓	155
656	COLUMBIA WALNUT	NEW			#	•		160
657	MARINE WALNUT	NEW			#	•		160
706	ACACIA				#	•		156
738	HASTINGS SANDALWOOD	NEW						162
791	WENGE							154
3376	OXFORD CHERRY				#	•		156
3454	SMOKED TEAK					•		157
3531	TYROL PINE						✓	150
3674	PARIA OAK	NEW						152
3707	MOLDAU ACACIA				#	•		156
3752	BERN ELM	NEW						156
4427	CAIRO WALNUT				#	•		159
4449	ALLOVER TEAK	NEW						158
4854	BRILLIANT WEAVE				#	•		55
4855	GENIAL WEAVE				#	•		55
4861	BRILA WEAVE				#	•		55
<b>HD LAMINATES</b>								
1514 GL	FLORAL PASSION							176
1518 GL	TATLOBULAK							176
1515 GL	GLASS ROSE							176
1526 MT	LORENZO							175
1525 MT	CARNIVAL							175

- Our laminates can provide high abrasion resistance of up to 2,000 cycles except for Real Metal and 900 series, subject to a minimum order quantity.
- Post Forming Range available, subject to minimum order quantity and technical clearance.

**Design Index Legend**

- ↑ Recommended for Vertical Usage
- For Paper Premium
- # 6ft Width Available
- Available in the Pre-Lam Range
- ✓ Available in the Exteria Range

# TEXTURE INDEX

Design Code	Design Name	New	↑	○	▲	□	Page
<b>LUCIDA (LU)</b>							
107 LU	SNOW WHITE				▲ <sub>3</sub>		20
108 LU	OFF WHITE				▲ <sub>3</sub>		16
109 LU	DESIGNER WHITE				▲ <sub>3</sub>		18
127 LU	ALMOND IVORY				▲ <sub>3</sub>		19
151 LU	PEACH PINK				▲ <sub>3</sub>		18
158 LU	TAUPE				▲ <sub>3</sub>		16
159 LU	DUSK PURPLE				▲ <sub>3</sub>		18
163 LU	BEIGE				▲ <sub>3</sub>		20
171 LU	LIGHT BROWN				▲ <sub>3</sub>		20
174 LU	CHOCOLATE				▲ <sub>3</sub>		19
181 LU	VINTAGE BURGUNDY				▲ <sub>3</sub>		16
194 LU	BLOOD RED				▲ <sub>3</sub>		16
201 LU	LIGHT YELLOW				▲ <sub>3</sub>		18
206 LU	SUN BLOOM				▲ <sub>3</sub>		20
208 LU	GLAZE YELLOW				▲ <sub>3</sub>		17
209 LU	EQUINOX YELLOW				▲ <sub>3</sub>		20
212 LU	LIGHT ORANGE				▲ <sub>3</sub>		17
225 LU	SILVER GREY				▲ <sub>3</sub>		17
238 LU	GRAPHITE GREY				▲ <sub>3</sub>		19
241 LU	SATIN BLUE				▲ <sub>3</sub>		20
249 LU	NAVY BLUE				▲ <sub>3</sub>		16
259 LU	DAWN BLUE				▲ <sub>3</sub>		17
261 LU	LAVENDER				▲ <sub>3</sub>		18
265 LU	DARKISH PURPLE				▲ <sub>3</sub>		20
266 LU	ANTIQUÉ VIOLET				▲ <sub>3</sub>		20
267 LU	PURPLE				▲ <sub>3</sub>		16
275 LU	LIME GREEN				▲ <sub>3</sub>		18
288 LU	DREAM GREEN				▲ <sub>3</sub>		20
293 LU	BLACK				▲ <sub>3</sub>		17
462 LU	RECYCLED TEAK				▲ <sub>3</sub>		25
464 LU	NYANA TEAK				▲ <sub>3</sub>		26
541 LU	SAPÉLI				▲ <sub>3</sub>		26
559 LU	WARHOL'S WILLOW				▲ <sub>3</sub>		25
639 LU	SUKUPIRA PRADO				▲ <sub>3</sub>		25
646 LU	KILKENNY OAK				▲ <sub>3</sub>		26
647 LU	ISARD				▲ <sub>3</sub>		25
689 LU	CORDIA ZERICOTE				▲ <sub>3</sub>		24
704 LU	CHENE				▲ <sub>3</sub>		23
774 LU	THAR DESERT				▲ <sub>3</sub>		25
787 LU	ZEBRA WOOD				▲ <sub>3</sub>		23
788 LU	NATURAL OLIVE				▲ <sub>3</sub>		23
922 LU	GRAVA MARS		↑	○	▲ <sub>3</sub>		22
3244 LU	PASTEL BLUE	NEW			▲ <sub>3</sub>		19

Design Code	Design Name	New	↑	○	▲	□	Page
3271 LU	OLIVE GREEN	NEW			▲ <sub>3</sub>		19
3437 LU	RENOIR'S EBONY				▲ <sub>3</sub>		23
3755 LU	CRANVILLE ELM				▲ <sub>3</sub>		24
3757 LU	BERTIE ELM				▲ <sub>3</sub>		24
3835 LU	LAPIS AZUL				▲ <sub>3</sub>		22
3917 LU	SNOW GLACIER		↑	○	▲ <sub>3</sub>		21
3918 LU	SILVER GLACIER		↑	○	▲ <sub>3</sub>		21
3919 LU	GOLDEN GLACIER		↑	○	▲ <sub>3</sub>		21
3921 LU	ESPERANTO		↑	○	▲ <sub>3</sub>		22
3922 LU	SUNRISE GLACIER		↑	○	▲ <sub>3</sub>		21
3939 LU	NOCE ALTEA		↑	○	▲ <sub>3</sub>		25
3961 LU	SHOREA MAHOGANY		↑	○	▲ <sub>3</sub>		22
3962 LU	ALMON MAHOGANY		↑	○	▲ <sub>3</sub>		22
3963 LU	MAYAPIS MAHOGANY		↑	○	▲ <sub>3</sub>		22
4389 LU	CEZAMME'S OAK				▲ <sub>3</sub>		26
90155 LU	HOT PINK			○	▲ <sub>3</sub>		17
<b>SILK TUFF (SI)</b>							
107 SI	SNOW WHITE				▲ <sub>1</sub>		29
108 SI	OFF WHITE				▲ <sub>1</sub>		29
109 SI	DESIGNER WHITE				▲ <sub>1</sub>		30
127 SI	ALMOND IVORY				▲ <sub>1</sub>		29
181 SI	VINTAGE BURGUNDY				▲ <sub>1</sub>		30
225 SI	SILVER GREY				▲ <sub>1</sub>		29
238 SI	GRAPHITE GREY				▲ <sub>1</sub>		30
254 SI	THISTLE BLUE				▲ <sub>1</sub>		29
293 SI	BLACK				▲ <sub>1</sub>		30
3688 SI	BRIO ZERICOTE	NEW			▲ <sub>1</sub>		32
3846 SI	WHITE MARBLE				▲ <sub>1</sub>		32
3852 SI	SAGRADA MARBLE				▲ <sub>1</sub>		31
3853 SI	GOTHIC MARBLE				▲ <sub>1</sub>		31
3854 SI	SIERRA MARBLE				▲ <sub>1</sub>		31
3895 SI	BLACK MARBLE	NEW			▲ <sub>1</sub>		32
90155 SI	HOT PINK			○	▲ <sub>1</sub>		29
94846 SI	HARLEY REYRA			○	▲ <sub>1</sub>		31
94847 SI	PALADIN REYRA			○	▲ <sub>1</sub>		31
<b>NATURE PLUS (NP)</b>							
2386 NP	CHIKHALI OAK				▲ <sub>4</sub>		36
2387 NP	NATURE OAK				▲ <sub>4</sub>		36
2388 NP	ISEDA OAK				▲ <sub>4</sub>		36
2416 NP	CHIKHALI WALNUT				▲ <sub>4</sub>		37
2417 NP	NATURE WALNUT				▲ <sub>4</sub>		37
2591 NP	CHIKHALI ASH				▲ <sub>4</sub>		35
2592 NP	ISEDA ASH				▲ <sub>4</sub>		38
2593 NP	NATURE ASH				▲ <sub>4</sub>		35

Design Code	Design Name	New	↑	○	▲	□	Page
2594 NP	NARAVA ASH				▲ <sub>4</sub>		38
2595 NP	PIRODA ASH				▲ <sub>4</sub>		38
<b>KERING MATNE (KM)</b>							
421 KM	CLASSIC WALNUT				▲ <sub>1</sub>		41
444 KM	SIAM TEAK				▲ <sub>1</sub>		42
456 KM	SAMOA TEAK				▲ <sub>1</sub>		42
3531 KM	TYROL PINE				▲ <sub>1</sub>		42
3674 KM	PARIA OAK	NEW			▲ <sub>1</sub>		42
4392 KM	ENCANTO BROWNISH OAK				▲ <sub>1</sub>		40
4393 KM	ENCANTO CREAMISH OAK				▲ <sub>1</sub>		40
4505 KM	PIDE NEFIS WALNUT				▲ <sub>1</sub>		41
4506 KM	VAN NEFIS WALNUT				▲ <sub>1</sub>		41
4516 KM	JACKSON HICKORY	NEW			▲ <sub>1</sub>		39
4517 KM	INDIANA HICKORY	NEW			▲ <sub>1</sub>		39
<b>HIGH GLOSS (HG)</b>							
111 HG	FROSTY WHITE					□	85
157 HG	CERAMIC					□	85
172 HG	MADDY MUSHROOM					□	85
234 HG	BLUISH GREY					□	85
424 HG	ERMANNIO WALNUT					□	84
449 HG	URBAN TEAK					□	84
456 HG	SAMOA TEAK	NEW				□	83
745 HG	CANYAN APPLE					□	80
904 HG	BRUSH METAL		↑	○		□	85
3241 HG	BLUE BLUSH					□	85
3408 HG	PYRUS OSCURO					□	84
3418 HG	DECO WALNUT DARK BROWN					□	84
3839 HG	GRIZZLY MARBLE					□	80
3852 HG	SAGRADA MARBLE					□	82
3853 HG	GOTHIC MARBLE					□	82
3854 HG	SIERRA MARBLE					□	82
3925 HG	GREY CASPIO	NEW	↑	○		□	79
3926 HG	SILVER CASPIO	NEW	↑	○		□	79
4526 HG	KERNEL WALNUT	NEW				□	83
4659 HG	DIAMANA OAK					□	83
4841 HG	STELLARNOVA	NEW				□	79
4842 HG	SUPERNOVA	NEW				□	79
4867 HG	TULA SILVER					□	81

# TEXTURE INDEX



CENTURYLAMINATES®

Design Code	Design Name	New	↑	○	▲	□	Page
4868 HG	TULA GOLD					□	81
4869 HG	TULA BRASS					□	81
94833 HG	COOL DELAWARE			○		□	80
94834 HG	KIFF DELAWARE			○		□	80

## EVOKE OAK (EO)

419 EO	RECLAIMED WALNUT				▲ <sub>3</sub>		86
685 EO	SALTILLO ZIRICOTE				▲ <sub>3</sub>		86
3688 EO	BRIO ZERICOTE	NEW			▲ <sub>3</sub>		86

## IYO PETAL (IP)

961 IP	CREAM SHIMMER		↑	○	▲ <sub>1</sub>		88
963 IP	COPPER SHIMMER		↑	○	▲ <sub>1</sub>		88
3913 IP	SNOW HAKONE		↑	○	▲ <sub>1</sub>		87
3914 IP	TWILIGHT HAKONE		↑	○	▲ <sub>1</sub>		87
3916 IP	SKY HAKONE		↑	○	▲ <sub>1</sub>		87

## MATNE OAK (MO)

449 MO	URBAN TEAK				▲ <sub>3</sub>		89
3953 MO	KOTOGEM GREY		↑	○	▲ <sub>3</sub>		89
3955 MO	KOTOGEM SILVER		↑	○	▲ <sub>3</sub>		89
90695 MO	ARABIAN RECON PINE			○	▲ <sub>3</sub>		89

## LINEAS (LS)

111 LS	FROSTY WHITE				▲ <sub>3</sub>		90
787 LS	ZEBRA WOOD				▲ <sub>3</sub>		90

## AKHTANA (AT)

4594 AT	SHIMO ASH				▲ <sub>3</sub>		90
4648 AT	ARIZONA OAK				▲ <sub>3</sub>		90

## PARLAK SLEEK (PS)

111 PS	FROSTY WHITE				▲ <sub>1</sub>		92
172 PS	MADDY MUSHROOM	NEW			▲ <sub>1</sub>		91
178 PS	CAMEL	NEW			▲ <sub>1</sub>		91
191 PS	RADIANT RED				▲ <sub>1</sub>		92
236 PS	SLATE GREY				▲ <sub>1</sub>		92
293 PS	BLACK				▲ <sub>1</sub>		92
3512 PS	WHITE BIRCH				▲ <sub>1</sub>		91
3743 PS	AFRICAN OAK NOIR				▲ <sub>1</sub>		91

## VAVA OXFORD (VO)

111 VO	FROSTY WHITE				▲ <sub>3</sub>		93
3418 VO	DECO WALNUT DARK BROWN				▲ <sub>3</sub>		93
3419 VO	DECO WALNUT LIGHT BROWN				▲ <sub>3</sub>		93
3741 VO	APPLEWOOD LIGHT				▲ <sub>3</sub>		93
3742 VO	APPLEWOOD DARK				▲ <sub>3</sub>		93

## LADANG HUTAN (LH)

4501 LH	GAUGUIN WALNUT				▲ <sub>1</sub>		94
4502 LH	EUGELE WALNUT				▲ <sub>1</sub>		94

## WOODENKY (WK)

111 WK	FROSTY WHITE				▲ <sub>1</sub>		96
456 WK	SAMOA TEAK				▲ <sub>1</sub>		95
541 WK	SAPALI				▲ <sub>1</sub>		96
859 WK	MAGIC BEANS				▲ <sub>1</sub>		96
3591 WK	BAVARIAN ASH NEUTRAL	NEW			▲ <sub>1</sub>		95
3592 WK	BAVARIAN ASH BEIGE	NEW			▲ <sub>1</sub>		95

Design Code	Design Name	New	↑	○	▲	□	Page
-------------	-------------	-----	---	---	---	---	------

## ADALUXE (AL)

111 AL	FROSTY WHITE				▲ <sub>2</sub>		97
912 AL	LUMLERE GLACIER		↑	○	▲ <sub>2</sub>		97
913 AL	STOMY GLACIER		↑	○	▲ <sub>2</sub>		97
3233 AL	CONCRETE GREY	NEW			▲ <sub>2</sub>		97
3805 AL	SPRING GRADIENT	NEW			▲ <sub>2</sub>		5
3806 AL	AUTUMN GRADIENT	NEW			▲ <sub>2</sub>		5
3807 AL	WINTER GRADIENT	NEW			▲ <sub>2</sub>		6
3808 AL	SUMMER GRADIENT	NEW			▲ <sub>2</sub>		6
3922 AL	SUNRISE GLACIER	NEW	↑	○	▲ <sub>2</sub>		97

## PINKORA (PK)

111 PK	FROSTY WHITE				▲ <sub>2</sub>		98
424 PK	ERMANN WALNUT				▲ <sub>2</sub>		98
4527 PK	LEPING WALNUT	NEW			▲ <sub>2</sub>		98

## LUSIO (LO)

111 LO	FROSTY WHITE				▲ <sub>2</sub>		99
293 LO	BLACK				▲ <sub>2</sub>		99
961 LO	CREAM SHIMMER		↑	○	▲ <sub>2</sub>		100
963 LO	COPPER SHIMMER		↑	○	▲ <sub>2</sub>		100
90196 LO	CORAL			○	▲ <sub>2</sub>		99

## CRASSE (CR)

111 CR	FROSTY WHITE				▲ <sub>3</sub>		101
456 CR	SAMOA TEAK				▲ <sub>3</sub>		102
859 CR	MAGIC BEANS				▲ <sub>3</sub>		101
3342 CR	CLARO MAPLE				▲ <sub>3</sub>		102
3343 CR	TRIESTE MAPLE				▲ <sub>3</sub>		102
3408 CR	PYRUS OSCURO				▲ <sub>3</sub>		102
4426 CR	WALNUT WIGGY				▲ <sub>3</sub>		101

## PELLE (PE)

4823 PE	PELLE GRASSA	NEW			▲ <sub>3</sub>		104
4824 PE	PELLE MISTA	NEW			▲ <sub>3</sub>		104
4825 PE	PELLE SECCA	NEW			▲ <sub>3</sub>		104
93877 PE	LIGHT KAIN			○	▲ <sub>3</sub>		103
93878 PE	DARK KAIN			○	▲ <sub>3</sub>		103

## TESSUTO (TS)

111 TS	FROSTY WHITE				▲ <sub>1</sub>		106
181 TS	VINTAGE BURGUNDY				▲ <sub>1</sub>		105
859 TS	MAGIC BEANS				▲ <sub>1</sub>		106
961 TS	CREAM SHIMMER		↑	○	▲ <sub>1</sub>		107
962 TS	GOLDEN SHIMMER		↑	○	▲ <sub>1</sub>		107
963 TS	COPPER SHIMMER		↑	○	▲ <sub>1</sub>		107
964 TS	GREY SHIMMER		↑	○	▲ <sub>1</sub>		107
973 TS	NEO TEXTILE		↑	○	▲ <sub>1</sub>		106
4856 TS	ELITE WEAVE				▲ <sub>1</sub>		105
4857 TS	ANCIENT WEAVE				▲ <sub>1</sub>		105
4858 TS	TWIST WEAVE				▲ <sub>1</sub>		105

Design Code	Design Name	New	↑	○	▲	□	Page
-------------	-------------	-----	---	---	---	---	------

## SLATE (SL)

3836 SL	BARK STONE				▲ <sub>1</sub>		108
3852 SL	SAGRADA MARBLE				▲ <sub>1</sub>		108
3853 SL	GOTHIC MARBLE				▲ <sub>1</sub>		108
3854 SL	SIERRA MARBLE				▲ <sub>1</sub>		108

## NATURAL HORIZONTAL (NH)

689 NH	CORDIA ZERICOTE	NEW			▲ <sub>1</sub>		110
93414 NH	STRAUSS WALNUT	NEW		○	▲ <sub>1</sub>		110
93415 NH	BERGER WALNUT	NEW		○	▲ <sub>1</sub>		110
94671 NH	AMERIS OAK	NEW		○	▲ <sub>1</sub>		109
94672 NH	SADDLE OAK	NEW		○	▲ <sub>1</sub>		109

## NATURAL (N)

111 N	FROSTY WHITE				▲ <sub>1</sub>		111
424 N	ERMANN WALNUT				▲ <sub>1</sub>		111
541 N	SAPALI				▲ <sub>1</sub>		111
686 N	QUITE WOOD	NEW			▲ <sub>1</sub>		112
712 N	NICEWOOD				▲ <sub>1</sub>		111
4527 N	LEPING WALNUT	NEW			▲ <sub>1</sub>		112
4659 N	DIAMANA OAK	NEW			▲ <sub>1</sub>		112

## LINEN (LN)

987 LN	RAW SILK CRÈME		↑	○	▲ <sub>2</sub>		114
988 LN	RAW SILK COPPER		↑	○	▲ <sub>2</sub>		114
4856 LN	ELITE WEAVE	NEW			▲ <sub>2</sub>		113
4857 LN	ANCIENT WEAVE	NEW			▲ <sub>2</sub>		113
4858 LN	TWIST WEAVE	NEW			▲ <sub>2</sub>		113

## REAL METAL

1001 BR	SILVER BRUSH		↑		▲ <sub>6</sub>		114
---------	--------------	--	---	--	----------------	--	-----

## ANTI-FINGERPRINT

1308 MATT	MILKY WHITE						172
1336 MATT	ANTHRACITE GREY						172
1393 MATT	JET BLACK						172
1394 MATT	CORAL RED						172

## CHALK BOARD

281	STEEL GREEN CHALK BOARD			○			174
-----	-------------------------	--	--	---	--	--	-----

## MARKER BOARD

101	WHITE MARKER BOARD			○			174
-----	--------------------	--	--	---	--	--	-----

## MAGNETIC MAGMA (MG)

101 MG	WHITE						174
--------	-------	--	--	--	--	--	-----

Our laminates can provide high abrasion resistance of up to 2,000 cycles except for Real Metal and 900 series, subject to a minimum order quantity

## Textures Index Legend



The number inside the triangle indicates the Texture Premium. For eg. A triangle with "3" means "3" Premium and likewise.

↑ Recommended for Vertical Usage

○ For Paper Premium

□ For VA Premium

# D DOOR SPECIAL DESIGNS

Design Code	Design Name	Page No	Design Code	Design Name	Page No	Design Code	Design Name	Page No	Design Code	Design Name	Page No
101	WHITE	168	607	BORNHOLM ASH	58	3418	DECO WALNUT DARK BROWN	75	4506	VAN NEFIS WALNUT	71
108	OFF WHITE	168	608	BALTIC ASH	58	3419	DECO WALNUT LIGHT BROWN	75	4507	TAN NEFIS WALNUT	71
303	BODENSEE BEECH	161	656	COLUMBIA WALNUT	160	3425	SAPWOOD WALNUT DARK BROWN	76	4524	DERBY WALNUT	60
311	BAVARIAN BEECH	161	657	MARINE WALNUT	160	3454	SMOKED TEAK	157	4526	KERNEL WALNUT	60
321	CHERRY BEECH	161	686	QUITE WOOD	61	3665	CHESTNUT OAK	56	4538	HORSETAIL PINE	56
357	THANSUE MAPLE	153	689	CORDIA ZERICOTE	50	3707	MOLDAU ACACIA	156	4594	SHIMO ASH	72
394	WHITE OAK	152	708	PURE ACACIA	156	3743	AFRICAN OAK NOIR	73	4657	MARINA OAK	62
419	RECLAIMED WALNUT	160	712	NICEWOOD	155	3744	AFRICAN OAK CLAIR	73	4664	NAMBIA OAK	57
421	CLASSIC WALNUT	159	728	NAGEIA WOOD	59	3755	CRANVILLE ELM	51	4789	GRANADA OLIVE	49
424	ERMANNO WALNUT	159	729	BETULA WOOD	59	3757	BERTIE ELM	51	4854	BRIILLIANT WEAVE	55
429	HERITAGE WALNUT	160	784	WILD ZEBRANO	155	3788	SEVILLA OLIVE	49	4855	GENIAL WEAVE	55
444	SIAM TEAK	158	787	ZEBRA WOOD	155	3789	MALAGA OLIVE	49	4861	BRILA WEAVE	55
446	COLET TEAK	158	791	WENGE	154	3953	KOTOGEM GREY	71	93414	STRAUSS WALNUT	48
456	SAMOA TEAK	157	859	MAGIC BEANS	55	4396	DAKOTA CODOAK	70	93415	BERGER WALNUT	48
462	RECYCLED TEAK	158	3233	CONCRETE GREY	168	4426	WALNUT WIGGY	69	93668	BEDFORD OAK	151
468	MAHOGANY	155	3341	VERMONT MAPLE	72	4427	CAIRO WALNUT	159	93669	WILMINGTON OAK	151
489	COLORADO PINE	150	3342	CLARO MAPLE	73	4449	ALLOVER TEAK	158	94669	GREY OAK	151
494	NYANA ROSE	155	3343	TRIESTE MAPLE	73	4501	GAUGUIN WALNUT	52	94671	AMERIS OAK	48
525	FUSION MAPLE	153	3393	OAKWOOD GREY	51	4502	EUGELE WALNUT	52	94672	SADDLE OAK	48
531	HILAND PINE	150	3394	OAKWOOD CREAM	51	4503	DEGAS WALNUT	52	94747	SWISS ELM	156
541	SAPPELI	155	3416	MALMO WALNUT CREAM	76	4505	PIDE NEFIS WALNUT	71			
606	NEXO ASH	58	3417	MALMO WALNUT BROWN	76						

# LOOKBOOK SPECIFICATIONS

Properties	Specified as per IS:2046-1995	CenturyLaminates 1.0 mm	Specified as per IS:2046-1995	CenturyLaminates 1.5 mm
<b>Thickness</b>	1.0 mm (± 10%)	1.0 mm (± 5%)	1.5 mm (± 10%)	1.5 mm (± 5%)
<b>Resistance to surface wear</b>	≥ 350 (revolutions)	> 400 (revolutions)	≥ 350 (revolutions)	> 400 (revolutions)
<b>Resistance to immersion in boiling water</b>				
Mass increase (%)	10.0% (Max)	6.0% (Max)	7.5% (Max)	5.5% (Max)
Thickness increase(%)	11.8% (Max)	7.0% (Max)	8.5% (Max)	6.0% (Max)
<b>Resistance to dry heat at 180°C</b>	Should pass test	Passed	Should pass test	Passed
<b>Dimensional stability at deviated temperature</b>				
Longitudinal (%)	0.55% (Max)	0.35% (Max)	0.44% (Max)	0.30% (Max)
Transverse (%)	1.025% (Max)	0.75% (Max)	0.86% (Max)	0.65% (Max)
<b>Dimensional stability at 20°C</b>				
Longitudinal (%)	0.375% (Max)	0.275% (Max)	0.31% (Max)	0.23% (Max)
Transverse (%)	0.60% (Max)	0.48% (Max)	0.49% (Max)	0.28% (Max)
<b>Resistance to impact by small diameter ball</b>	20 N (Min)	25 N (Min)	20 N (Min)	30 N (Min)
<b>Resistance to cracking</b>	Should pass test	Passed	Should pass test	Passed
<b>Resistance to scratching</b>	2 N (Min)	3 N (Min)	2 N (Min)	3 N (Min)
<b>Resistance to staining</b>	Should pass test	Passed	Should pass test	Passed
<b>Resistance to colour change</b>				
In Xenon ARC light	<b>Wool standard</b> Should pass test	Passed	<b>Wool standard</b> Should pass test	Passed
In Enclosed Carbon ARC light	Should pass test	Passed	Should pass test	Passed
<b>Resistance to cigarette burns</b>	Should pass test	Passed	Should pass test	Passed
<b>Resistance to steam</b>	Should pass test	Passed	Should pass test	Passed
<b>Appearance</b>	No ABC Defects	No ABC Defects	No ABC Defects	No ABC Defects
<b>Specific gravity gm/c.m<sup>3</sup></b>		1.36 (Min)		1.4 (Min)



**Guaranteed thickness & high quality back sanding**  
The sample swatches shown in this catalogue only represent the designs, colours & finishes. For the actual thickness, please refer to the above samples.



AN ISO 9001:2000 &  
ISO 14001:1996  
CERTIFIED COMPANY



# Terms & conditions as applicable.



The mark of responsible forestry



FSC® certified products are available on request

\* The images shown in the catalogue are for indicative purpose only. The actual sheet may vary from the printed design.

# OUR PRESENCE

## EAST ZONE

### BHUBANESWAR

Mr. Tapan Prasad Sahoo  
M/s Century Plyboards (India) Limited  
Plot No. 40 & 41, Bomikhaki, Rasulgargh,  
NH-5, Khordha, (Near Narayani Motor  
Lines Infront of Image)  
Bhubaneswar - 751 010 (Odisha)  
☎ (0674) 2582502 & 3270189  
☎ +91 94375 67868  
✉ tapanp.sahoo@centuryply.com

### GUWAHATI

Mr. Joyjayanta Bhattacharya  
M/s Century Plyboards (India) Limited  
House No - 24, Ground Floor,  
Piyoli Phukan Road, Rehabari  
Guwahati - 781008  
☎ (0361) 2737871 & 2736838  
☎ +91 98305 18007  
✉ joyjayanta.b@centuryply.com

### KOLKATA

Mr. Avishek Chakraborty  
M/s Century Plyboards (India) Limited  
Lower Mezzanine Floor, 6 Lyons Range,  
Kolkata - 700001  
☎ +91 90386 80286  
✉ avishek.chakraborty@centuryply.com

### LUCKNOW

Mr. Ravi Sahu  
M/s Century Plyboards (India) Limited  
E/1-139 Phase 2, Opposite Parking No. 07,  
Transport Nagar, Lucknow - 226012  
☎ (0522) 3063501  
☎ +91 91152 27799  
✉ ravi.sahu@centuryply.com

### PATNA

Mr. Nitesh Kumar Singh  
M/s Century Plyboards (India) Limited  
Ground Floor, Shivkunj Apartment,  
Behind Chandi Vyapar Bhawan,  
Exhibition Road, Patna - 800001  
☎ (0612) 3210071  
☎ +91 96081 91881  
✉ nksingh@centuryply.com

### RAIPUR

Mr. Vishal Sharma  
M/s Century Plyboards (India) Limited  
Daldal Seoni Road,  
Infront of Diamond Tree,  
Behind Dolphin Plaza Mova,  
Raipur - 492 007 (C.G.)  
☎ (0771) 3260021  
☎ +91 87701 66036  
✉ vishal.sharma2@centuryply.com

### RANCHI

Mr. Nitesh Kumar Singh  
M/s Century Plyboards (India) Limited  
Mahadev Path, DAV School Road,  
Near Kathalmore, Post - Lalghutwa,  
Ranchi - 834005  
☎ (0651) 3245541  
☎ +91 96081 91881  
✉ nksingh@centuryply.com

### NEPAL

Mr. Saikat Choudhury  
M/s Century Plyboards (India) Limited  
☎ +977 98035 70403  
✉ saikat.choudhury@centuryply.com

## WEST ZONE

### AHMEDABAD

Mr. Amit Kumar  
M/s Century Plyboards (India) Limited  
1006 - 1009, Sakar III, 10th Floor,  
Near Income Tax Circle,  
Ashram Road, Ahmedabad - 380014  
☎ (079) 39403950  
☎ +91 62921 05374  
✉ amit.kumar5@centuryply.com

### INDORE

Mr. Manish Shrivastava  
M/s Century Plyboards (India) Limited  
Plot No. AA/11, "PAPALAL TOWER"  
Scheme No. 54, Satya Sai Square, A.B. ROAD,  
INDORE - 452010 (M.P.)  
☎ (0731) 3228122 & 3221621  
☎ +91 77710 03072  
✉ manish.shrivastava@centuryply.com

### MUMBAI

Mr. Anirban Talukder  
M/s Century Plyboards (India) Limited  
1501 - 1506, Range Heights,  
15th Floor, Link Road, Oshiwara,  
Behram Baug, Jogeshwari - West  
Mumbai - 400102  
☎ +91 85869 75938  
✉ anirban.talukder@centuryply.com

### CENTURY ARENA

Century Arena  
5, 6 & 11 Snehdhara CHS Ltd,  
Jeevan Bikash Kendra Marg,  
Sahar Road, Koldongari,  
Andheri East,  
Mumbai - 400069

### NAGPUR

Mr. Swapnil Kulkarni  
M/s Century Plyboards (India) Limited  
C/O Dr. K.S Yawalkar  
2nd Floor R/D 52 Bajaj Nagar Above Vodafone Gallery,  
Nagpur - 440010 (M.S.)  
☎ (0712) 3223921 & 3223922  
☎ +91 94207 65000  
✉ swapnil.kulkarni@centuryply.com

### PUNE

Mr. Nitin Nagpal  
M/s Century Plyboards (India) Limited  
Office No. 402, Winners Court,  
4th floor, above ZK's Restaurant,  
Lulla Nagar Chowk, Pune - 411040  
☎ (020) 26831140  
☎ +91 84000 99585  
✉ nitin.nagpal@centuryply.com

### SURAT

Mr. Amit Kumar  
M/s Century Plyboards (India) Limited  
305, Royal trade Center,  
Third Floor, Opp. Star Bazar,  
Adajan, Surat - 395009  
☎ (0261) 2613433  
☎ +91 62921 05374  
✉ amit.kumar5@centuryply.com

## NORTH ZONE

### DELHI

Mr. Deepak Thapa  
M/s Century Plyboards (India) Limited  
1/15, First Floor, Opposite DDA Park, WHS Kirti Nagar,  
New Delhi - 110015  
☎ (011) 46081444  
☎ +91 97176 13398  
✉ deepak.thapa@centuryply.com

### GURGAON

Mr. Deepak Thapa  
M/s Century Plyboards (India) Limited  
16A, 16B, First Floor, Vyapar Kendra Market,  
Sushant Lok Phase I, Gurgaon - 122002  
☎ +91 97176 13398  
✉ deepak.thapa@centuryply.com

### HARYANA

Mr. Baljinder Singh  
M/s Century Plyboards (India) Limited  
☎ +91 77173 05751  
✉ baljinder.singh@centuryply.com

### JAIPUR

Mr. Saif Ahmed  
M/s Century Plyboards (India) Limited  
E - 52, Road No.- 4, Behind V.K.I. Area Police Station,  
Vishwakarma Industrial Area, Jaipur - 302013  
☎ (0141) 3064500 & 3064512  
☎ +91 99299 16666  
✉ saif.ahmed@centuryply.com

### UDAIPUR

Mr. Saif Ahmed  
M/s Century Plyboards (India) Limited  
☎ +91 99299 16666  
✉ saif.ahmed@centuryply.com

### LUDHIANA

Mr. Pradeep Kumar Singh  
M/s Century Plyboards (India) Limited  
Shop No. - 58, 1st Floor, New Grain Market,  
Gill Road, Dana Mandi,  
Ludhiana (Punjab) - 141003  
☎ (0161) 5059825  
☎ +91 99151 51510  
✉ pk.singh@centuryply.com

### GHAZIABAD

Mr. Rajib Banerjee  
M/s Century Plyboards (India) Limited  
C - 21, Meerut Road Industrial Area,  
Near DPS School,  
Ghaziabad - 201003 (U.P.)  
☎ (0120) 4205605  
☎ +91 90880 08513  
✉ rajib.banerjee@centuryply.com

## SOUTH ZONE

### BANGALORE

Mr. Prosen Das  
M/s Century Plyboards (India) Limited  
#92, 3rd Floor, HJS Chamber,  
Next to Pride Hotel, Richmond Road,  
Bangalore - 560025  
☎ (080) 39403950  
☎ +91 98744 66224  
✉ prosen.das@centuryply.com

### CHENNAI

Mr. Kumaran I  
M/s Century Plyboards (India) Limited  
2/1 First Floor, Sattana Naciken Street,  
Inside Nehru Timber Market, Choolai,  
Chennai - 600112  
☎ (044) 30544500  
☎ +91 98841 47766  
✉ kumaran.i@centuryply.com

### COIMBATORE

Mr. M Subramaniam  
M/s Century Plyboards (India) Limited  
SF No.: 396 1/B, 8/30 Jayasudha Warehouse,  
Ayyan Thottam, G. N. Mills Post,  
Coimbatore - 641029  
☎ +91 96552 45221  
✉ msbramaniam@centuryply.com

### HUBLI

Mr. Dileep Shetty  
M/s Century Plyboards (India) Limited  
☎ +91 96207 24242  
✉ dileep.shetty@centuryply.com

### HYDERABAD

Mr. P Satish  
M/s Century Plyboards (India) Limited  
No. 405A, Minerva Commercial Complex, 4th Floor  
Near Paradise Junction, SD Road,  
Secunderabad - 500003  
☎ (040) 39403950  
☎ +91 89788 91197  
✉ p.satish@centuryply.com

### KOCHI

Mr. Shibil Thayath  
M/s Century Plyboards (India) Limited  
24-B Alakalathil Building, Ground Floor,  
Marottichuvadu, Edapally PO,  
Kochi - 682024  
☎ (0484) 3126522  
☎ +91 99470 45706  
✉ shibil.thayath@centuryply.com

### Regd. Office

Century Plyboards (India) Limited.  
Century House, P-15/1, Taratala Road, Kolkata,  
West Bengal (India) - 700088  
☎ +91 33 3940 3950 F: +91 33 2248 3539  
✉ laminates@centuryply.com

For International Enquiries

Mr. Naveen Lohia

Email:naveen@centuryply.com



# **CENTURYLAMINATES**<sup>®</sup>



**Century Plyboards (India) Limited.**

Regd. Office: CENTURY HOUSE, P-15/1, Taratala Road,  
Kolkata, West Bengal (India) - 700088

T: +91 33 3940 3950 F: +91 33 2248 3539

Email: laminates@centuryply.com | www.centurylaminates.in

 CenturyPlyIndia  **YouTube** Centuryply1986

 decorativesbycenturyply  @decoratives\_by\_centuryply

SMS **PLY** to **54646** for any queries

Please call our customer executive at **1800-5722-122**