

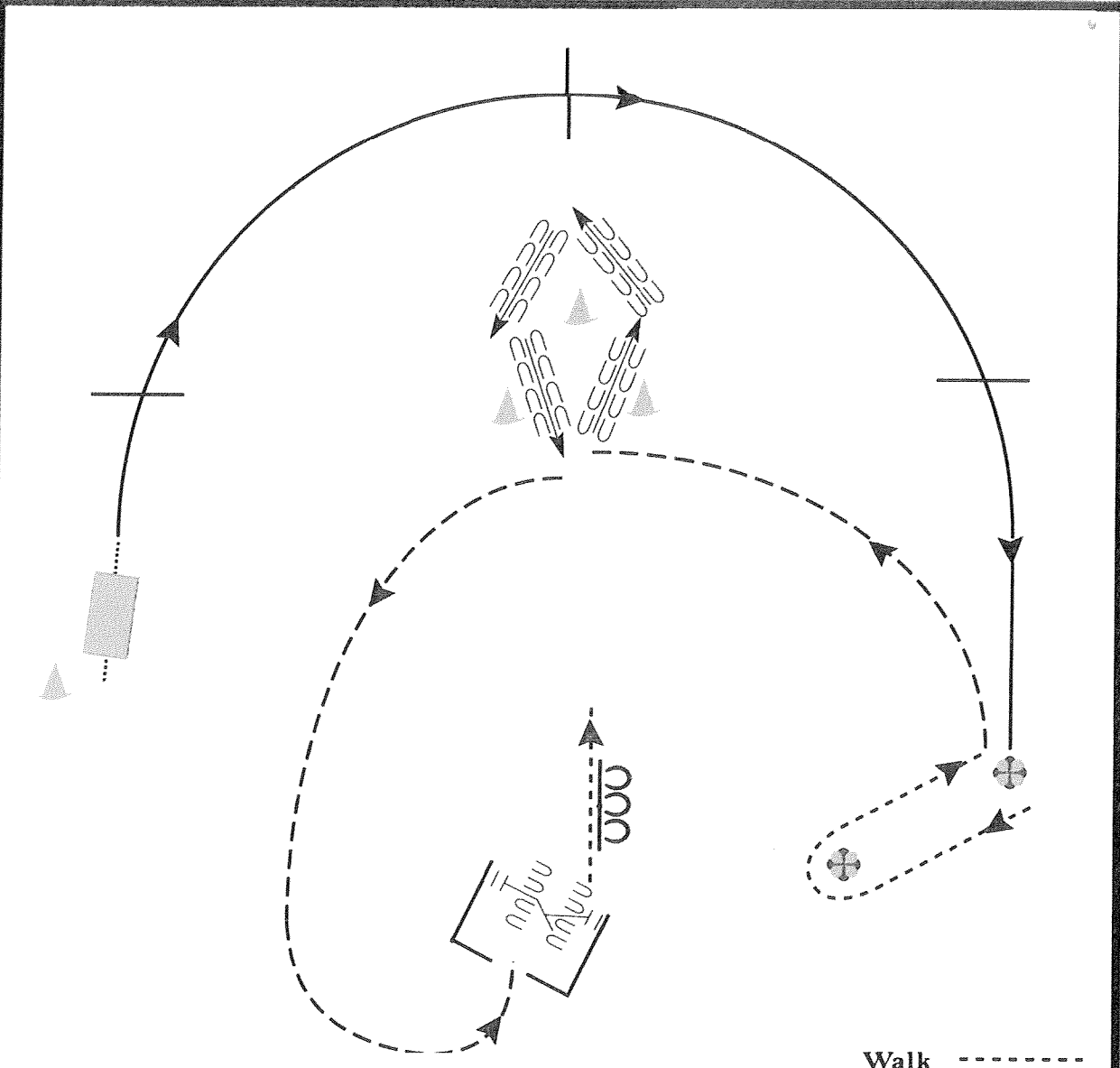
Spring Classic Spectacular

Ranch Trail June 5-7 2026

AQHA # 682 -692

www.HorseShowPatterns.com

www.HorseShowPatterns.com



1. Walk to & over bridge.
2. Lope on the right lead over logs.
3. Pick up rope & drag to the right & back to starting point. (L1 & Youth trot around.)
4. Jog to back thru & back around
5. Jog to gate.
6. Open & close gate. Right Hand.
7. Walk to & side pass left. Walk to exit.

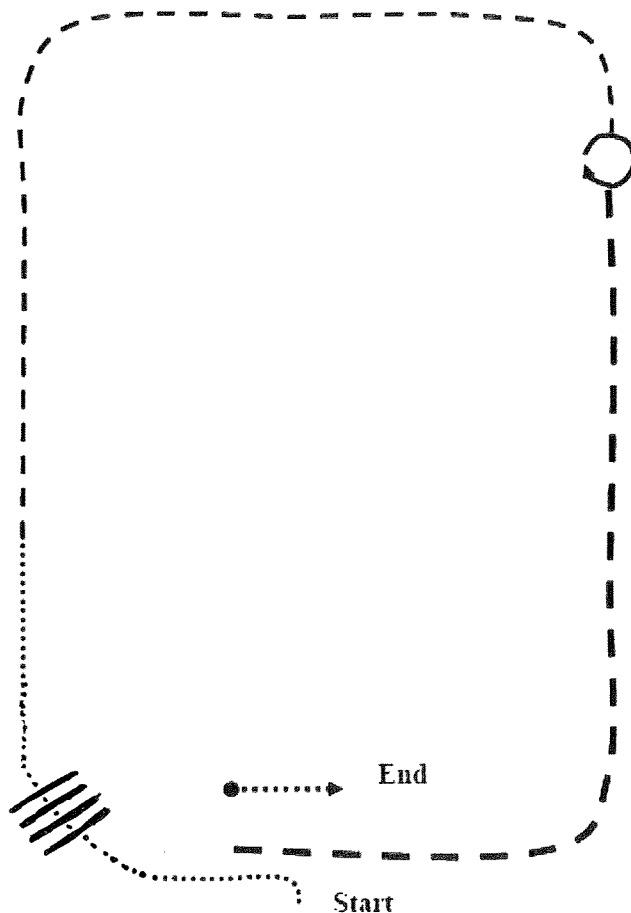
Walk
Jog	-----
Extended Jog	-----
Lope	—————
Log Drag

Spring Classic Spectacular


June 5-7 2026

Small Fry Ranch Riding

Class # 700 A/B 10&Under



1. Walk
 2. Walk over poles, continue to walk
 3. Trot
 4. Stop and turn 360-degrees either direction
 5. Extend the Trot
 6. Stop and back a horse length. walk to exit.
- The pattern drawing is only a general description. exhibitors should utilize the arena space to best show their horses.



Spring Classic Spectacular

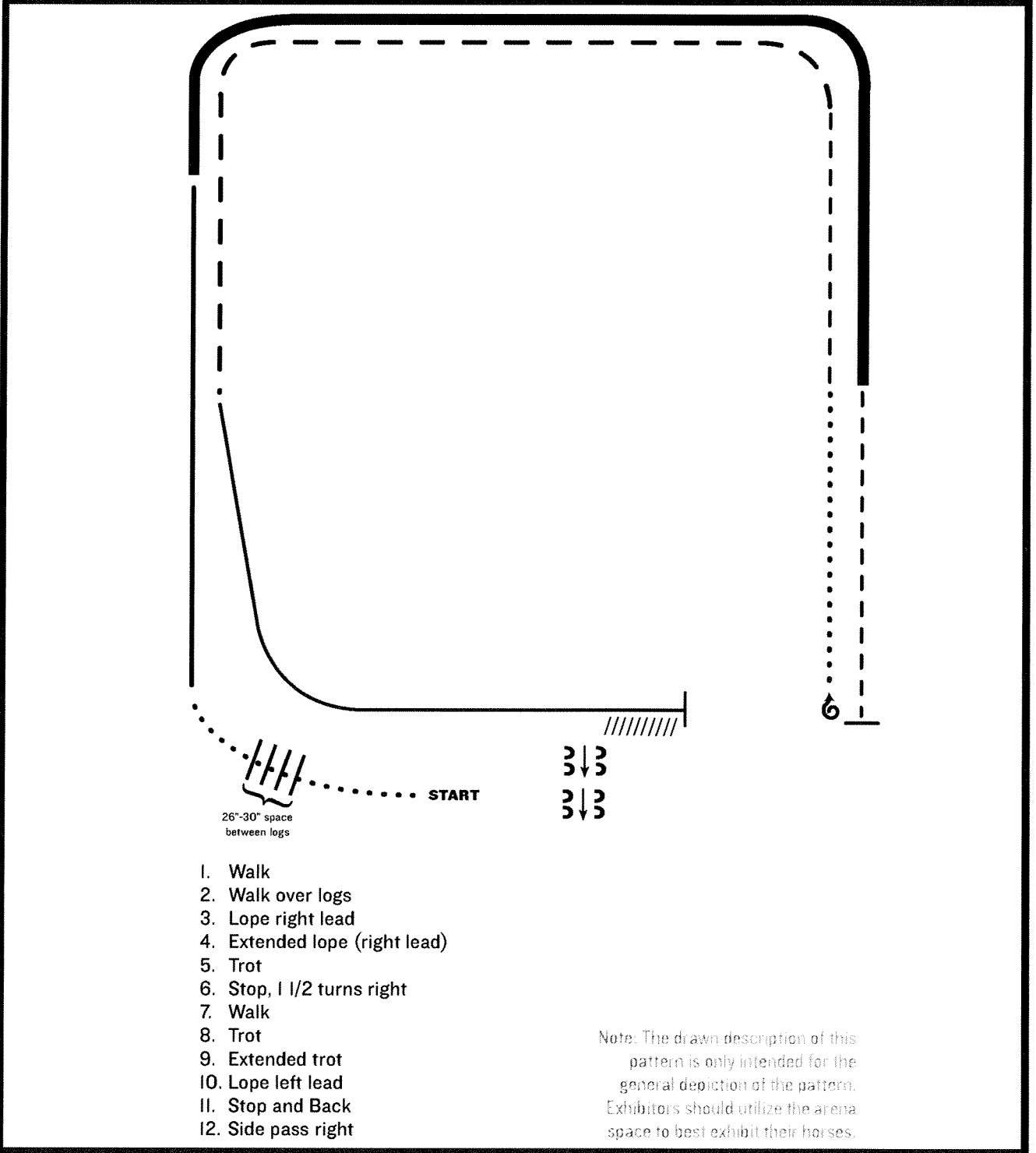
Ranch Riding (All Ranch Riding)

AQHA 702 - 712

Show Date: 6/5-7/26 APHA # 300

www.HorseShowPatterns.com

www.HorseShowPatterns.com



1. Walk
2. Walk over logs
3. Lope right lead
4. Extended lope (right lead)
5. Trot
6. Stop, 1 1/2 turns right
7. Walk
8. Trot
9. Extended trot
10. Lope left lead
11. Stop and Back
12. Side pass right

Note: The drawn description of this pattern is only intended for the general depiction of the pattern. Exhibitors should utilize the arena space to best exhibit their horses.

[RR/AQHA-6]

Pattern Provided by:

Judges

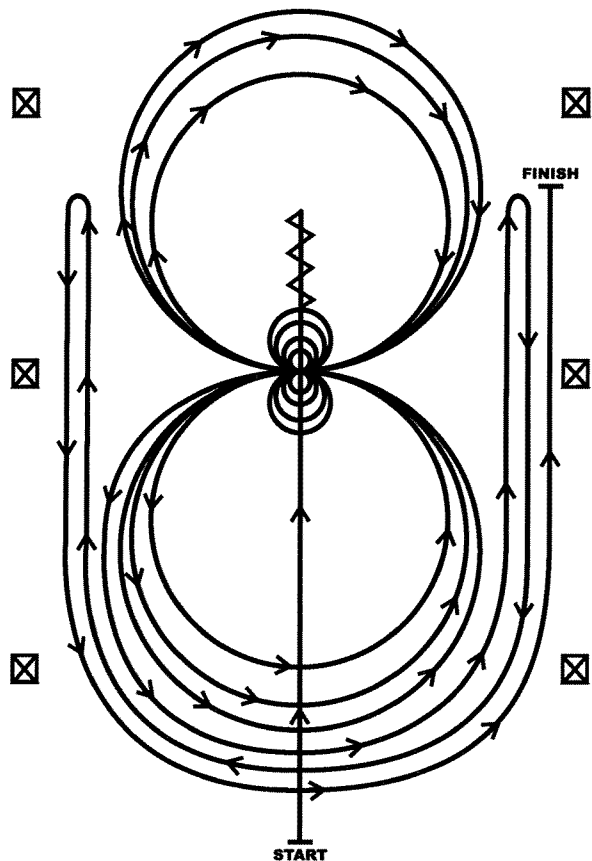
Spring Classic Spectacular

Reining (All Reining) AQHA

Show Date: 6/5-7/26

Class # 694, 696 + 698

REINING PATTERN 9



1. Run past the center marker and do a sliding stop. Back up to the center of the arena or at least ten feet (three meters). Hesitate.
2. Complete four spins to the right. Hesitate.
3. Complete four and one-quarter spins to the left so that horse is facing the left wall or fence. Hesitate.
4. Beginning on the left lead, complete three circles to the left: the first circle small and slow; the next two circles large and fast. Change leads at the center of the arena.
5. Complete three circles to the right: the first circle small and slow; the next two circles large and fast. Change leads at the center of the arena.
6. Begin a large circle to the left but do not close this circle. Run up the right side of the arena past the center marker and do a right rollback at least twenty feet (six meters) from the wall or fence—no hesitation.
7. Continue back around the previous circle but do not close this circle. Run up the left side of the arena past the center marker and do a left rollback at least twenty feet (six meters) from the wall or fence—no hesitation.
8. Continue back around previous circle but do not close this circle. Run up right side of the arena past the center marker and do a sliding stop at least twenty feet (six meters) from the wall or fence. Hesitate to demonstrate completion of the pattern.

[R/AQHAP-9]

Pattern Provided by:

Judges