

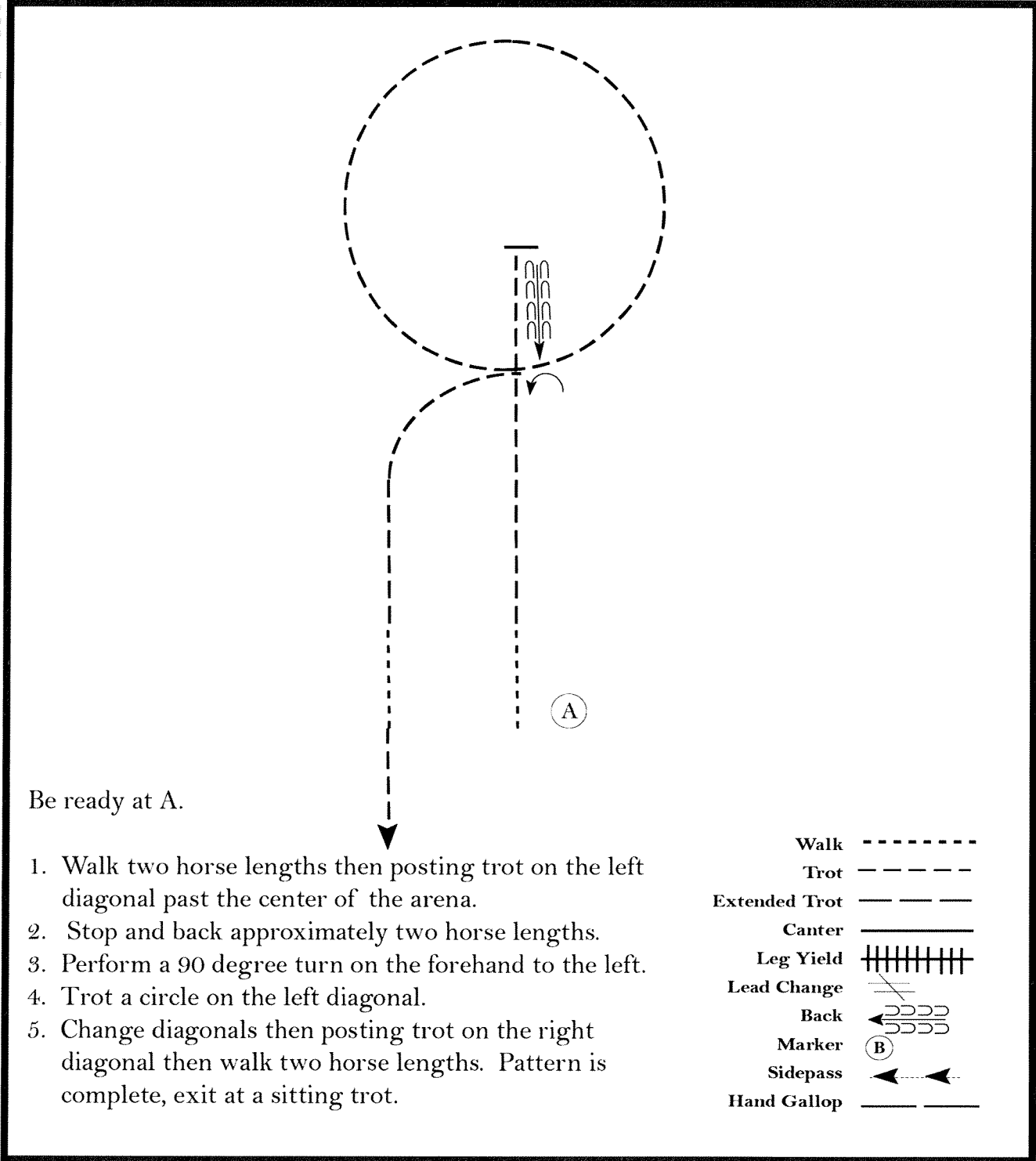
Spring Classic Spectacular

Hunt Seat Equitation (APHA/AQHA All Walk Trot, Small Fry AB)

AQHA 644,646-648 Show Date: 6/5-7/26 APHA # 230

www.HorseShowPatterns.com

www.HorseShowPatterns.com



Be ready at A.

1. Walk two horse lengths then posting trot on the left diagonal past the center of the arena.
2. Stop and back approximately two horse lengths.
3. Perform a 90 degree turn on the forehand to the left.
4. Trot a circle on the left diagonal.
5. Change diagonals then posting trot on the right diagonal then walk two horse lengths. Pattern is complete, exit at a sitting trot.

Walk
Trot	- - - - -
Extended Trot	- - - - -
Canter	—————
Leg Yield	
Lead Change	↘ ↙
Back	←←←←←
Marker	(B)
Sidepass	←·····←
Hand Gallop	—————

[HSE/WT-82]

Pattern Provided by:

Judges

Spring Classic Spectacular

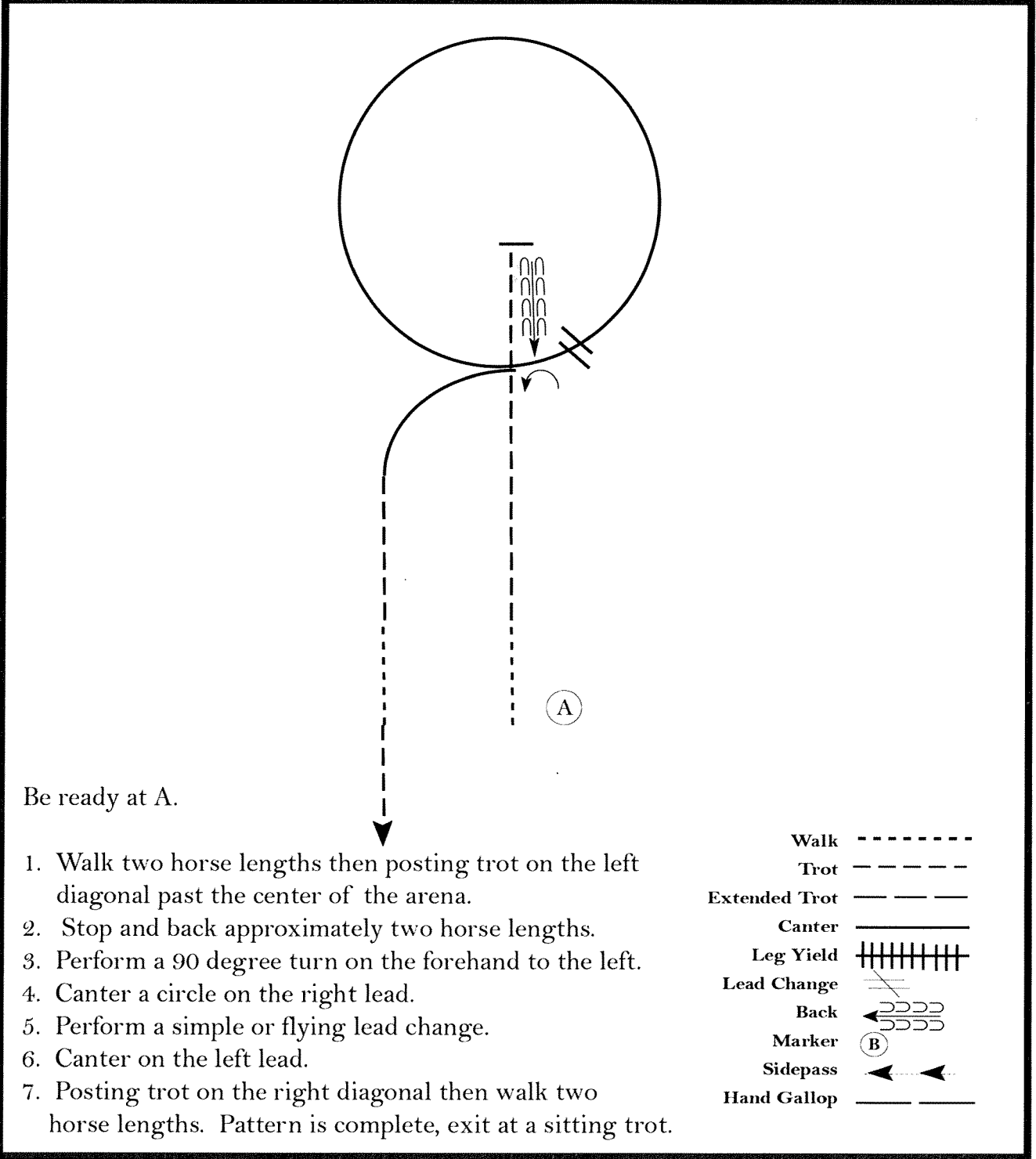
L1 Non Pro Horse

Hunt Seat Equitation (APHA Novice YTH/AM, AQHA L1 YTH/AM)

AQHA 645, 650, 652 Show Date: 6/5-7/26 APHA 232 + 238

www.HorseShowPatterns.com

www.HorseShowPatterns.com



Be ready at A.

1. Walk two horse lengths then posting trot on the left diagonal past the center of the arena.
2. Stop and back approximately two horse lengths.
3. Perform a 90 degree turn on the forehand to the left.
4. Canter a circle on the right lead.
5. Perform a simple or flying lead change.
6. Canter on the left lead.
7. Posting trot on the right diagonal then walk two horse lengths. Pattern is complete, exit at a sitting trot.

Walk	-----
Trot	- - - - -
Extended Trot	- - - - -
Canter	—————
Leg Yield	
Lead Change	↘ ↙
Back	←←←←←
Marker	⊙ (B)
Sidepass	←-----→
Hand Gallop	———

[HSE/2-82]

Pattern Provided by:
Judges

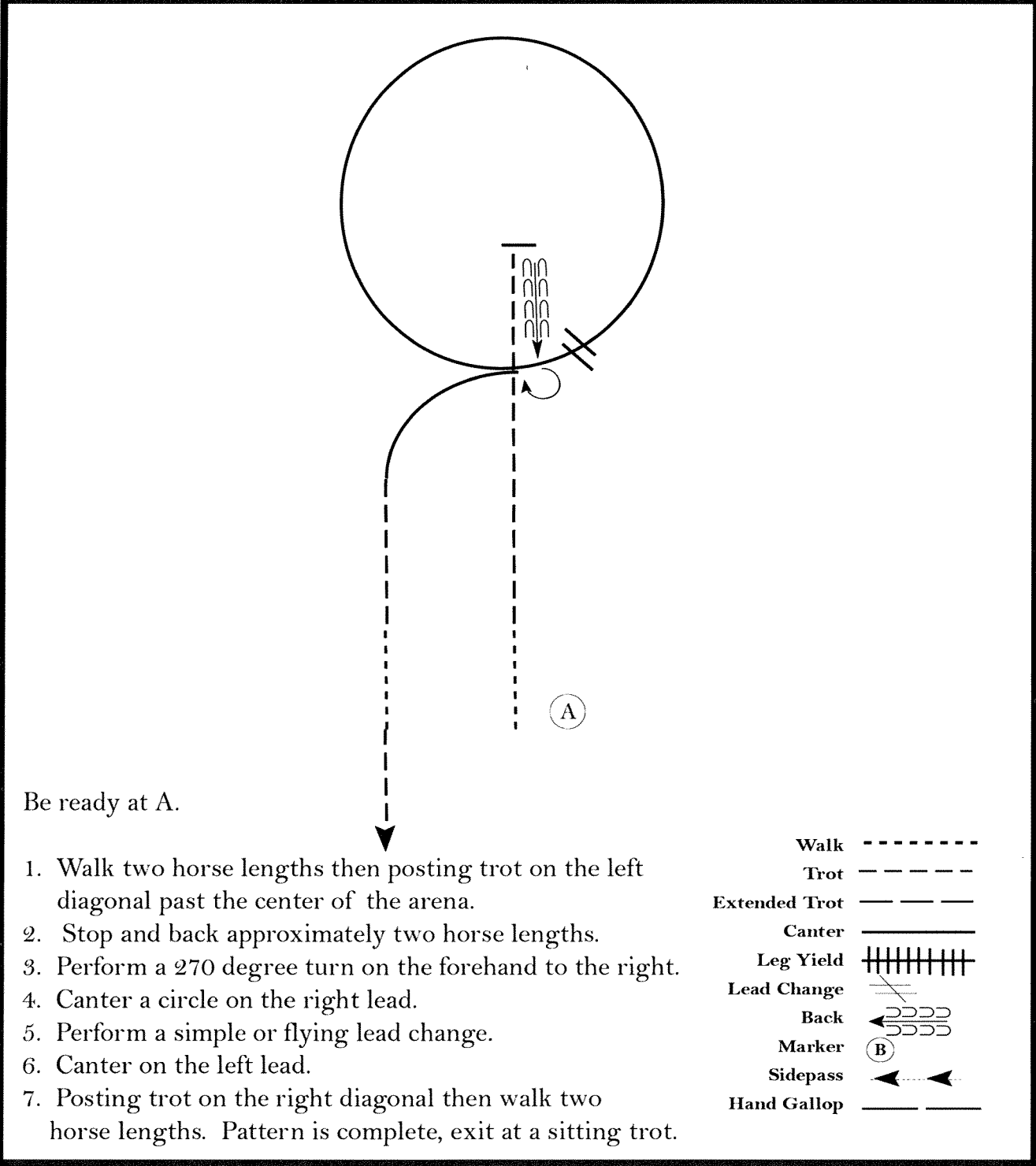
Spring Classic Spectacular

Hunt Seat Equitation (APHA YTH/AM, AQHA YTH/AM/Select)

AQHA 654 -658 Show Date: 6/5-7/26 APHA 234, 236, 240

www.HorseShowPatterns.com

www.HorseShowPatterns.com



Be ready at A.

1. Walk two horse lengths then posting trot on the left diagonal past the center of the arena.
2. Stop and back approximately two horse lengths.
3. Perform a 270 degree turn on the forehand to the right.
4. Canter a circle on the right lead.
5. Perform a simple or flying lead change.
6. Canter on the left lead.
7. Posting trot on the right diagonal then walk two horse lengths. Pattern is complete, exit at a sitting trot.

Walk	-----
Trot	- - - - -
Extended Trot	- - - - -
Canter	—————
Leg Yield	
Lead Change	↘ ↙
Back	← ← ← ← ←
Marker	ⓑ
Sidepass	← - - - - →
Hand Gallop	—————

[HSE/3-82]

Pattern Provided by:

Judges