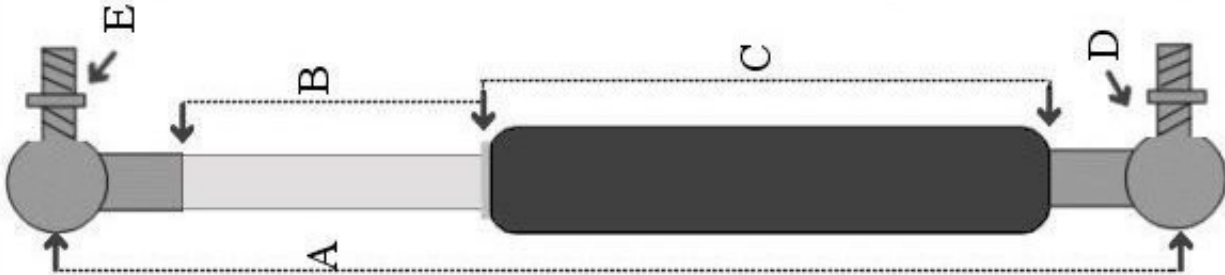
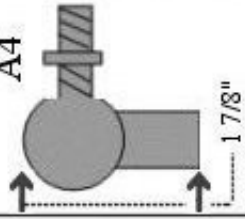
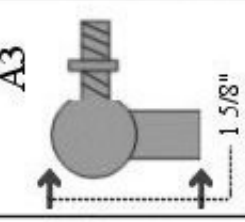
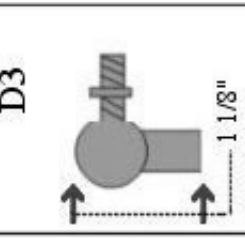






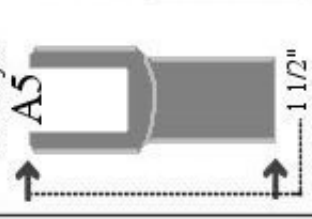
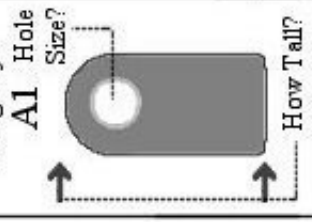


Piston Replacement Guide

<p>Tanning Bed Information</p> <p>Bed Manufacturer _____ This information can be found on a rectangular label located on the back, side, or bottom of the bed. Sometimes it can be hard to find but, keep looking. It is there.</p> <p>Model Name/Number _____ (usually displayed on front label)</p> <p>How Many Lamps? _____</p> <p>Do You Have Facial Lamps? No Yes If yes, How Many Facial Lamps? _____</p>	 <p>Measure from center of one fitting to center of other fitting</p>	<p>Piston End Fittings</p> <p>Choose fitting type and size which most resembles the ones on your piston and note the proper type and measurements in the spaces provided.</p> <table border="1"> <tr> <td data-bbox="316 682 701 898"> <p>Large Ball & Socket A4</p>  <p>1 7/8"</p> </td> <td data-bbox="316 462 701 682"> <p>Medium Ball & Socket A3</p>  <p>1 5/8"</p> </td> <td data-bbox="316 226 701 462"> <p>Small Ball & Socket D3</p>  <p>1 1/8"</p> <p>(A9 - Plastic-)</p> </td> </tr> </table>	<p>Large Ball & Socket A4</p>  <p>1 7/8"</p>	<p>Medium Ball & Socket A3</p>  <p>1 5/8"</p>	<p>Small Ball & Socket D3</p>  <p>1 1/8"</p> <p>(A9 - Plastic-)</p>
<p>Large Ball & Socket A4</p>  <p>1 7/8"</p>		<p>Medium Ball & Socket A3</p>  <p>1 5/8"</p>	<p>Small Ball & Socket D3</p>  <p>1 1/8"</p> <p>(A9 - Plastic-)</p>		
<p>Piston Measurements</p> <p>A. Length _____</p> <p>B. Stroke _____</p> <p>C. Main Cylinder _____</p> <p>What color is the cylinder? White, Black, or Chrome. What is the Diameter of the cylinder? _____</p> <p>D. Fitting Type _____</p> <p>E. Fitting Type _____</p>	<p>Fork Style A5</p>  <p>1 1/2"</p> <p>Hinge Eye A1 Hole Size?</p>  <p>How Tall?</p> <p>Your fitting drawing with measurements</p>				
<p>Customer Address</p> <p>Contact Name/Salon Name _____</p> <p>Street Address _____ City _____ () _____</p> <p>State _____ Zip _____ Area Code - Phone _____</p>					
<p>Markings/Numbers</p> <p>In this space, list all writing and numbers on pistons exactly as it appears --VERY IMPORTANT-- ALL WRITING on your gas springs is essential.</p> <p>_____</p> <p>_____</p>					