






THE FARM-SCAT HANDLES AN ALMOST ENDLESS LIST OF JOBS



ACCESSORIES




Buggy Top Canopy



Windshield



Knobby rear tires standard. Low bar tires also available.



Headlight and tail light assembly



FARM-SCAT

the great way to
RIDE HAUL TOW



...with power-packed drive system

THE SNOW COMPANY Division of Beatrice Foods Co.
4350 McKinley, Omaha, Nebraska 68112



THE SNOW COMPANY Division of Beatrice Foods Co.
4350 McKinley, Omaha, Nebraska 68112



HERE'S HOW THE FARM-SCAT IS PUT TOGETHER TO DELIVER YEARS OF RUGGED SERVICE

HERE'S WHAT THE FARM-SCAT CAN DO!

CARRY
TWO PEOPLE
IN COMFORT

HAUL UP
TO
500 POUNDS
(GROSS)

PULL LIKE A
MULE AS A
TOW VEHICLE

*...all at speeds of
up to 20 MPH*

WIDE FRONT FORK

Heavy duty spring suspension to cushion shock over rough terrain

FRONT TIRE
16 x 6:50 x 8

THROTTLE
Twist grip.

Shown With
Optional Headlight

ENGINE
8 HP, 4-cycle. Manual or electric start.

FOLD DOWN SEAT
Spring equipped seat tilts forward for easy access to engine.

FRAME
Fabricated of tubular steel.

DRIVE SYSTEM
Variable speed, automatic torque converter as primary drive, with secondary drive of ASA #40 roller chain double reduction to 1" rear axle with differential.

CARGO BOX with DROP TAIL GATE
Five cubic feet
23" x 46" x 8"

REAR TIRES
21 x 11:00 x 8
knobby tread

BRAKES
Positive self-energizing, individual wheel control, plus master disc brake with parking lock.

OTHER SPECIFICATIONS

Overall width - 46"
Overall length - 80"
Overall height - 36"
Fuel capacity - 1 gallon
Curb weight - Manual start, 350 pounds
Electric start, 383 pounds

