



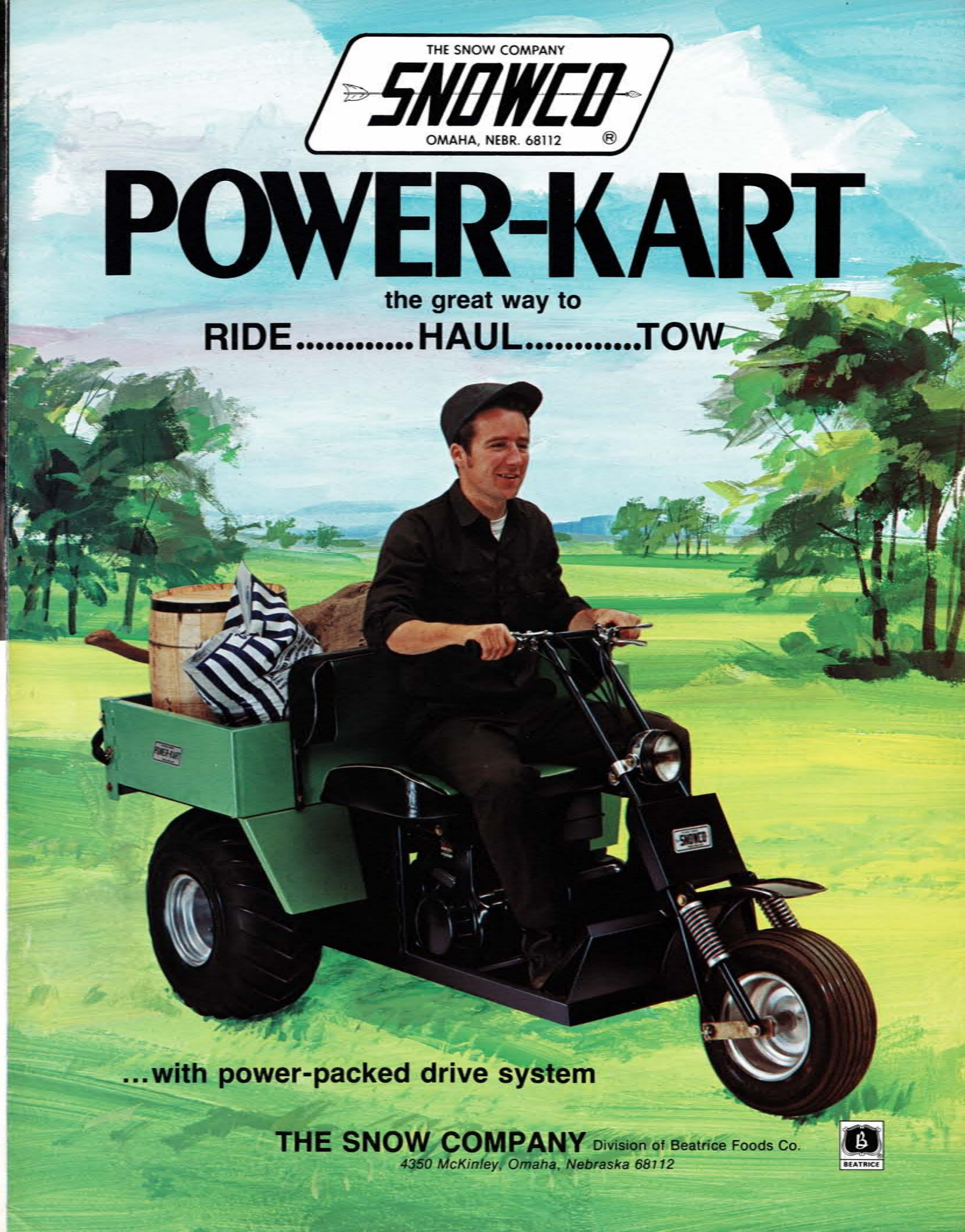


THE POWER-KART HANDLES AN ALMOST ENDLESS LIST OF JOBS



POWER-KART

the great way to
RIDE.....HAUL.....TOW



ACCESSORIES



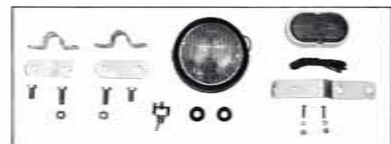
Buggy Top Canopy



Windshield



Low bar rear tires standard.
Knobby tires also available.



Headlight and tail light
assembly



THE SNOW COMPANY Division of Beatrice Foods Co.
4350 McKinley, Omaha, Nebraska 68112



...with power-packed drive system

THE SNOW COMPANY Division of Beatrice Foods Co.
4350 McKinley, Omaha, Nebraska 68112



HERE'S HOW THE POWER-KART IS PUT TOGETHER TO DELIVER YEARS OF RUGGED SERVICE

HERE'S WHAT THE POWER-KART CAN DO!

CARRY
TWO PEOPLE
IN COMFORT

HAUL UP
TO
500 POUNDS
(GROSS)

PULL LIKE A
MULE AS A
TOW VEHICLE

*...all at speeds of
up to 20 MPH*

WIDE FRONT FORK

Heavy duty spring suspension to cushion shock over rough terrain

FRONT TIRE

16 x 6:50 x 8

THROTTLE

Twist grip.

Shown With
Optional Headlight

ENGINE

8 HP, 4-cycle. Manual or electric start.

FOLD DOWN SEAT

Spring equipped seat tilts forward for easy access to engine.

FRAME

Fabricated of tubular steel.

DRIVE SYSTEM

Variable speed, automatic torque converter as primary drive, with secondary drive of ASA #40 roller chain double reduction to 1" rear axle with differential.

CARGO BOX with DROP TAIL GATE

Five cubic feet
23" x 46" x 8"

REAR TIRES

21 x 12:00 x 8
low bar tread

BRAKES

Positive self-energizing, individual wheel control, plus master disc brake with parking lock.

OTHER SPECIFICATIONS

Overall width - 46"
Overall length - 80"
Overall height - 36"
Fuel capacity - 1 gallon
Curb weight - Manual start, 350 pounds
Electric start, 383 pounds

