



# JUMPING INTO WESTERN DRESSAGE

# THE HORSE



Quarter Horse



Thoroughbred



Lusitano



Friesian



Arabian



TWH

# WDAA

## RULES/GUIDELINES

### WD126 Execution and Judging of Tests

1. **Calling Tests.** Western Dressage Tests may be called during the competition. If a test is announced, it is the responsibility of the competitor to arrange for a person to announce the test. Unless an exception is made by the judge, the announcing of the test must start with the first movement. Lateness and errors in announcing the ride will not relieve the rider from "error penalties". Announcing the tests is limited to reading the movement as it is written once only. However, the repetition of reading of a movement is acceptable if there is reason to doubt that the rider heard the original call. For riders exhibiting gaited horses, the announcer may substitute "saddle gait" or the name of the equivalent gait where the test requires a jog.
  - a. All Freestyle Rides must be ridden from memory.
2. **Salute.** At the salute riders must take the reins in one hand. A lady rider shall let one arm drop loosely along her body and then incline her head in a slight bow; a gentleman rider shall remove his hat and let his arm drop loosely along his body or may render the salute as does a lady rider.
3. **Voice.** The quiet use of the voice or clicking the tongue once or repeatedly is permitted.

© USEF 2023

WD - 18

#### WD103 The Walk

1. The walk is a well-marked four time beat marching gait in a regular cadence with equal intervals between each beat. This regularity combined with complete relaxation must be maintained throughout all walk movements.
2. When the foreleg and the hind leg on the same side swing forward almost at the same time, the walk has a lateral rhythm. This irregularity is a serious fault of the gait.
3. The following walks are recognized: Collected walk, Working walk, Free walk and Extended walk. There should always be a clear difference in the attitude and tracking in these variations.
  - a. **Collected Walk.** The horse, remaining "on the bit", moves resolutely forward with his neck raised and showing a clear self-carriage. The head approaches the vertical position, and a light contact is maintained with the mouth. The hind legs are engaged with good flexion of the joints. The gait should remain marching and vigorous, the feet being placed in regular sequence. The steps cover less ground and are higher than at the Working walk, because all the joints bend more markedly. The step at the Collected walk is shorter than the Working walk and shows greater activity.
  - b. **Working Walk.** Four-beat, active, energetic walk with resolutely forward-reaching steps and confident stretch to the bit. Head and neck should swing naturally as a result of a relaxed back and free shoulders. The nose shall be on or slightly in front of the vertical. The hind feet should touch the ground into or beyond the prints of the forefeet.
  - c. **Free Walk.** A relaxed walk with unconstrained, forward reaching steps where hind feet touch the ground in or in front of the footprints of the forefeet. The horse must be relaxed and be allowed complete freedom to lower his head and neck to stretch forward and down and out. The length of stride, rhythm, the relaxation and swing through his back are of great importance.
  - d. **Extended Walk:** The horse demonstrates optimum ground cover, a lengthened frame and reach to the contact without sacrificing regularity, suppleness of the back and an open frame. Without hurrying, the horse exhibits balance, freedom and over track. *BOD 6/20/22 Effective 12/1/22*




Figure eight. This figure consists of two circles of equal size as specified in the test, joined at the center of the eight. The rider should make his horse straight an instant before changing direction at the center of the figure.






## EQUIPMENT






#### EXAMPLES OF LEGAL AND ILLEGAL CURB STRAPS/CURB CHAINS:



Rev 2/2022

13

#### EXAMPLES OF LEGAL SNAFFLE MOUTHPIECES:



#### APPOINTMENTS/TACK/BITS

##### Saddle:

A standard American Western stock saddle with swells, a seat, cantle, skirt, fenders, and Western stirrups is required. A working Western side saddle is also acceptable.

a. Optional and permitted features may include:

1. Horn
2. Padding or pads on the seat of saddle
3. Bucking rolls
4. Tapaderos, except in Western Dressage Equitation

b. The following features and style of saddles are not permitted:

1. Thigh & knee rolls
2. Saddles: Australian, endurance, Baroque, English, McClellan and Spanish

c. Silver equipment will not count over a good working outfit.

d. A breastplate and/or crupper may be used

##### Bridle:

- Any western type headstall must be used, with or without a cavesson as described below. Additionally, a bitless bridle of western style made of leather or leather-like material is also acceptable.

Rev 2/2022

1

- A western cavesson (flat, rolled, braided, or plain, with an adjustable noseband), or pencil bosal with or without a get-down rope with space for two fingers placed between the cavesson and the jowl of the horse is allowed. No metal (except for the buckle on the cavesson), studs of any kind, or other substances can be used in conjunction with or as part of a western cavesson.

##### Illegal bridle equipment

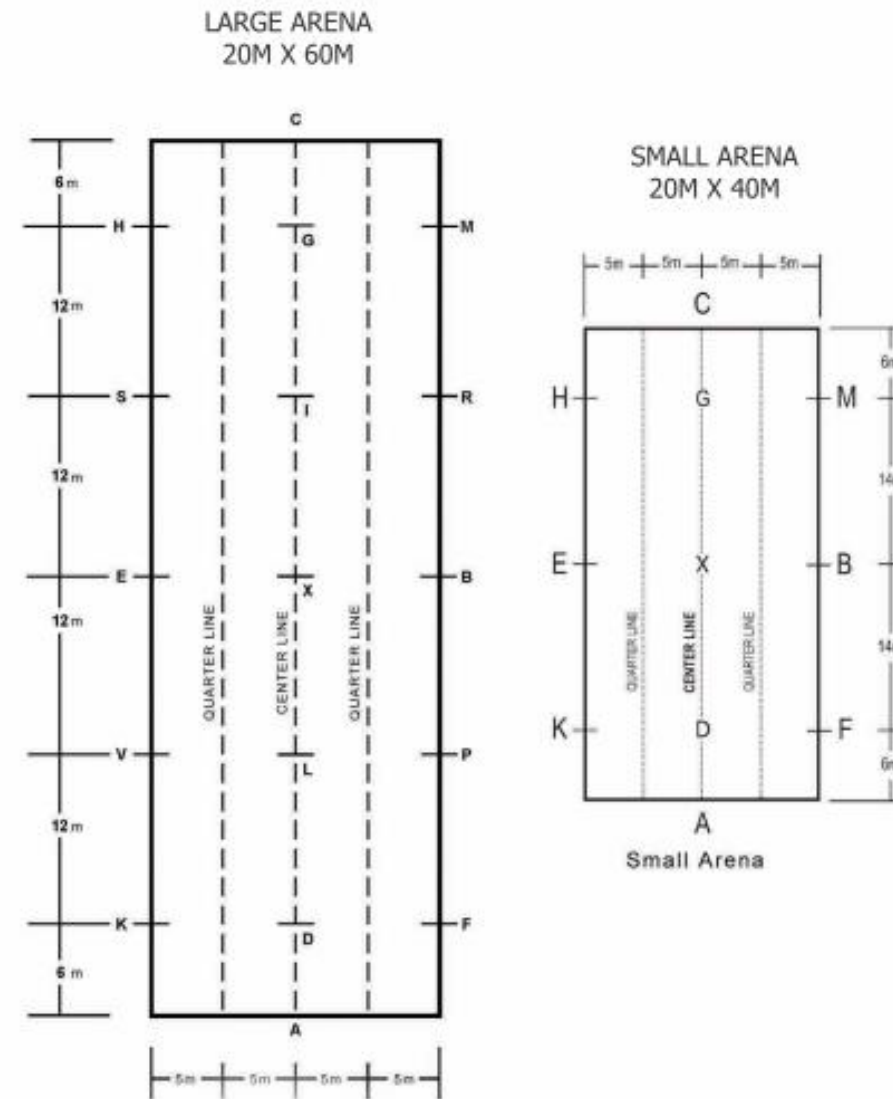
- Flash, figure-eight or dropped nose bands.
- Mechanical hackamores

# EQUIPMENT

## WDAA Equipment Guide

<https://wdaa.memberclicks.net/assets/docs/WDAA%20Equipment%20and%20Attire%20Guide%202%2022%202022.pdf>

# ARENA





## WDAA 2022 WESTERN DRESSAGE INTRODUCTORY LEVEL TEST 1

WESTERN DRESSAGE ASSOCIATION® OF AMERICA

### PURPOSE

Tests provide an introduction to the discipline of Western Dressage; the horse performs only at the walk and jog. The rider should demonstrate correct basic position, use of basic aids, and understanding of the figures. The horse should show relaxation; harmony between horse and rider is important. The horse accepts the aids and influence of the rider. The jog should be a natural gait within the horse's scope and should demonstrate a swinging back.

All jog work may be ridden sitting or rising.

### NEW REQUIREMENTS

20 meter half circle at the working jog;  
Halt 4 seconds.

### ENTRY NO:

#### ARENA SIZE:

Small (40m x 20m) or Large (60m x 20m)

#### AVERAGE RIDE TIME:

4:00 (Small) or 5:00 (Large)

MAXIMUM PTS: 220

\*COEFFICIENT



## WDAA 2022 WESTERN DRESSAGE BASIC LEVEL TEST 2

WESTERN DRESSAGE ASSOCIATION® OF AMERICA

### PURPOSE

Tests confirm that the horse is supple and moves freely forward in a clear and steady rhythm, accepting light contact with the bit. The horse demonstrates a greater understanding of the aids and calm acceptance of the bridle; greater emphasis is placed on relaxation, willing cooperation, harmony, rideability and pure gaits. The horse is beginning to develop more impulsion and balance.

All jog work may be ridden sitting or rising.

### NEW REQUIREMENTS

One loop 10 meters off the track, working jog

### ENTRY NO:

#### ARENA SIZE:

Small (40m x 20m) or Large (60m x 20m)

#### AVERAGE RIDE TIME:

4:30 (Small) or 5:30 (Large)

MAXIMUM PTS: 250

\*COEFFICIENT



## WDAA 2022 WESTERN DRESSAGE LEVEL 1 TEST 2

WESTERN DRESSAGE ASSOCIATION® OF AMERICA

### PURPOSE

Tests confirm that the horse is building on the elements from lower levels and is developing more engagement to show sufficient impulsion as the lengthened jog and lope are performed. The horse demonstrates a more consistent, light contact with the bit. These tests introduce some collection, lateral and longitudinal balance, suppleness and emphasize harmony and ride-ability.

### NEW REQUIREMENTS

Half turn on the forehand;  
Leg yield from centerline

### ENTRY NO:

#### ARENA SIZE:

Large (60m x 20m)

#### AVERAGE RIDE TIME:

5:30 (Large)

MAXIMUM PTS: 270

\*COEFFICIENT

# ARENA



## WDAA 2022 WESTERN DRESSAGE INTRODUCTORY LEVEL TEST 1

WESTERN DRESSAGE ASSOCIATION® OF AMERICA

### PURPOSE

Tests provide an introduction to the discipline of Western Dressage; the horse performs only at the walk and jog. The rider should demonstrate correct basic position, use of basic aids, and understanding of the figures. The horse should show relaxation; harmony between horse and rider is important. The horse accepts the aids and influence of the rider. The jog should be a natural gait within the horse's scope and should demonstrate a swinging back.

All jog work may be ridden sitting or rising.

### NEW REQUIREMENTS

20 meter half circle at the working jog;

Halt 4 seconds.

### ENTRY NO:

### ARENA SIZE:

Small (40m x 20m) or Large (60m x 20m)

### AVERAGE RIDE TIME:

4:00 (Small) or 5:00 (Large)

### MAXIMUM PTS:

220

\*COEFFICIENT

		TEST	DIRECTIVES	POINTS	*	TOTAL	REMARKS
1	A	Enter working jog, proceed down center line without halting	Straightness; regularity and quality of the jog; balance and bend in the turn.				
	C	Track left working jog					
2	E - B	Half circle left 20 meters, working jog	Balance and inside bend on the half circle; straightness; regularity and quality of the jog.				
	B	Proceed straight ahead, working jog					
3	Between M & C	Develop working walk	Willing, smooth transition; balance and bend in the corners; regularity and quality of the walk.				
4	H - B	Change rein, free walk	Horse willing to freely stretch the neck forward and down; relaxation; swing through the back; ground cover; straightness; willing, smooth transition; regularity and quality of the walks.			2	
	B	Working walk					

\*COEFFICIENT

COLLECTIVE MARKS	POINTS	*	TOTAL	REMARKS
GAITS: freedom and regularity		1		
IMPULSION: desire to move forward with suppleness of the back and steady tempo		1		
RIDER'S POSITION, SEAT AND HANDS: well-balanced elastic seat demonstrating vertical, centered alignment, with light independent contact from hand(s)		1		
RIDER'S CORRECT AND EFFECTIVE USE OF THE AIDS: evidenced by the horse's responsiveness; steady elastic connection cultivating athletic expression. Accuracy - precise placement of the figures and transitions, the effectiveness of the rider's aids determines the accurate fulfillment of the required movements of the tests		1		
HARMONY: The horse accepts the aids and influence of the rider with attention, relaxation and confidence; willing partnership between horse and rider resulting in a free-flowing performance		2		
SUBTOTAL:	total of points and coefficients above			
ERRORS:	subtract from subtotal			
TOTAL POINTS:	subtotal minus any errors			
REMARKS:				

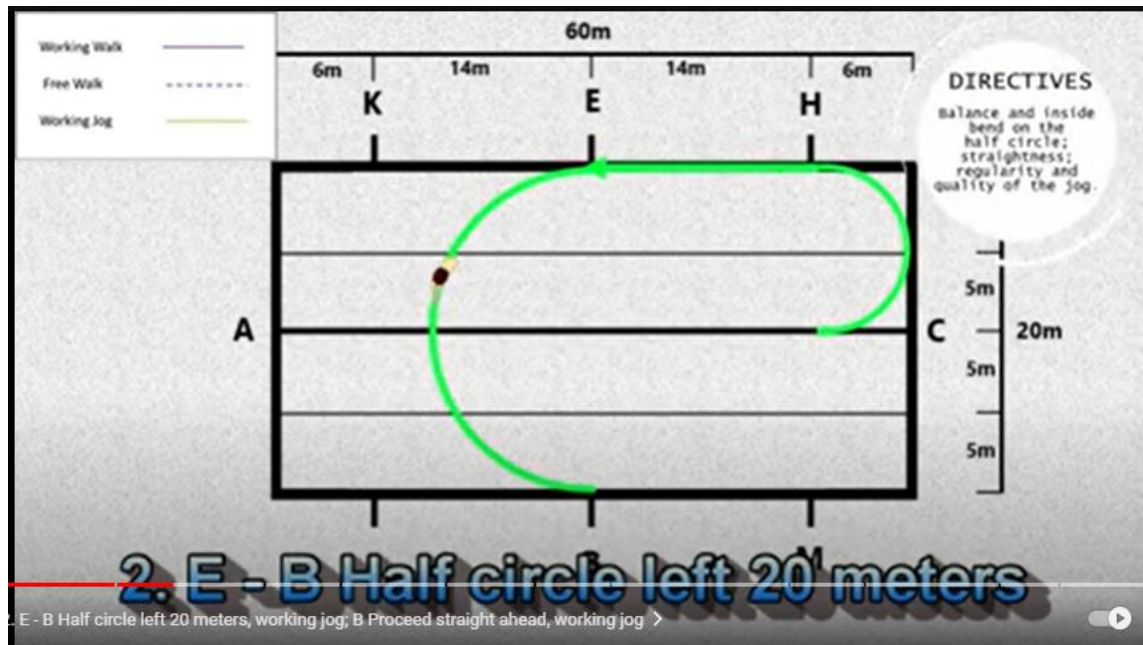
# TESTS

<https://www.westerndressageassociation.org/wdaa-tests>



# LEARNING TESTS

\*\*Make sure tests are 2022 version!



<https://www.youtube.com/watch?v=HQZP4zxuiUc>

YouTube

Home  
Shorts  
Subscriptions

Library  
History  
Your videos  
Watch later  
Liked videos

Subscriptions  
Cornerstone PC...  
Browse channels

Explore

wdaa introductory 1 test 1 2022



2022 WDAA Intl Level 1 Test 1  
280 views • 6 months ago  
Marie Broberg



CAWDA Snowflake 2022 - Basic Level Test One  
873 views • 10 months ago  
Nanne's Brandia Dancer



WDAA Western Dressage Intro Test 1 Amateur JamieLynne Weiss and First Impressions  
Impression Score: 71.364%  
1.1K views • 1 year ago  
First Impressions

WESTERN DRESSAGE ASSOCIATION

OF AMERICA



Username

[Forgot Username](#) | [Forgot Password](#)

☐ Keep me logged in

Home

About

Join

Tests & Guidelines

Calendar

WDAA Programs

Partners

List of Current Events

Event Calendar View

Submit Your Calendar Event

WDAA Live Recognized Shows

WDAA Online Recognized Shows

WDAA Live Recognized Shows

WDAA Online Recognized Shows

WDAA Live Recognized Shows

WDAA Online Recognized Shows

WDAA Honors Dinner

WDAA Annual Meeting

WDAA

Events for 2023

Friday, January 13, 2023 - Sunday, January 15, 2023

Texas - Houston All Arabian Value Show - #23-108

WDAA Live Recognized Shows

Friday, January 13, 2023 - Sunday, February 05, 2023

Online - CAWDA Snowflake Show - #23-130

WDAA Online Recognized Shows

2023 WDAA World Championship Show

Guthrie, OK. Lazy E Arena, Sept 26th – Sept 30th, 2023

2022 SHOW SECRETARY AND PRIZE LIST

2022 DIVISION AND SPECIAL AWARD RESULTS

<https://wdaaworldshow.org/>

# RECOGNIZED SHOWS ONLINE SHOWS

<https://www.westerndressageassociation.org/list-of-current-events>

 **Lendon's Youth Dressage Festival**  
*August 11-13, 2022 ♦ Saugerties, New York*  
Individual and team competition for riders from ages 4 through 25



[dressage4kids.org/d4k-festival/](https://dressage4kids.org/d4k-festival/)

<https://dressage4kids.org/d4k-festival/show-info/prize-list.html>



**24**

**JUN 24 AT 8 AM – JUN 25 AT 6 PM**  
**2023 Region 1 Youth Dressage Team Challenge**  
HITS Commonwealth Park Culpeper, VA

<https://www.lvda.org/youth-dressage-team-challenge>



# YOUTH SHOWS



# SCHOOLING SHOWS



**Delaware Valley  
Combined Training Association®**



<https://www.usdf.org/clubs/list.asp?TypePass=GMO>

<https://eqentries.com/showcalendar>

## SHOW AND EARN AWARDS



<https://pawda.org/other-documents>



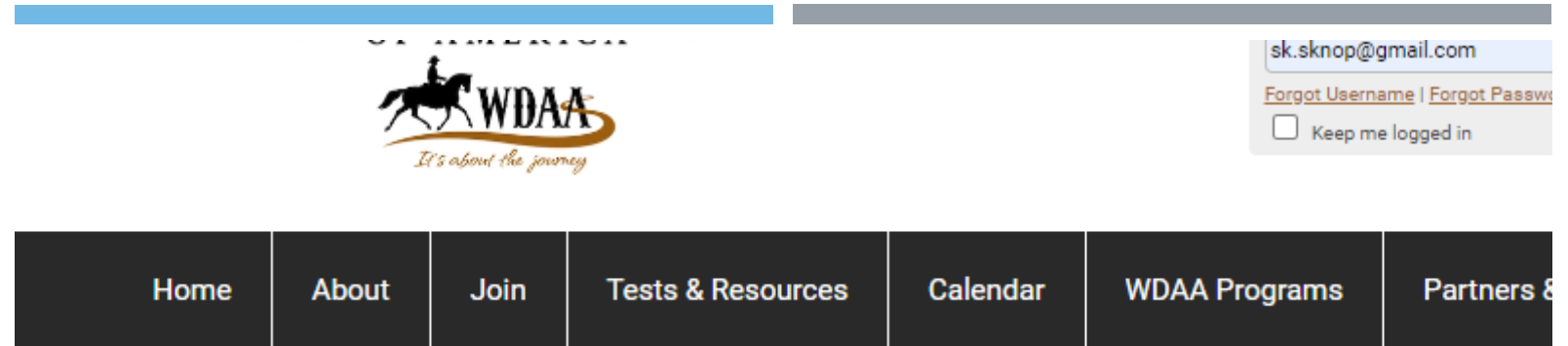
<https://wdaalifetimepoints.org/>



<https://www.usdf.org/clubs/list.asp?TypePass=GMO>

# CONTINUED EDUCATION

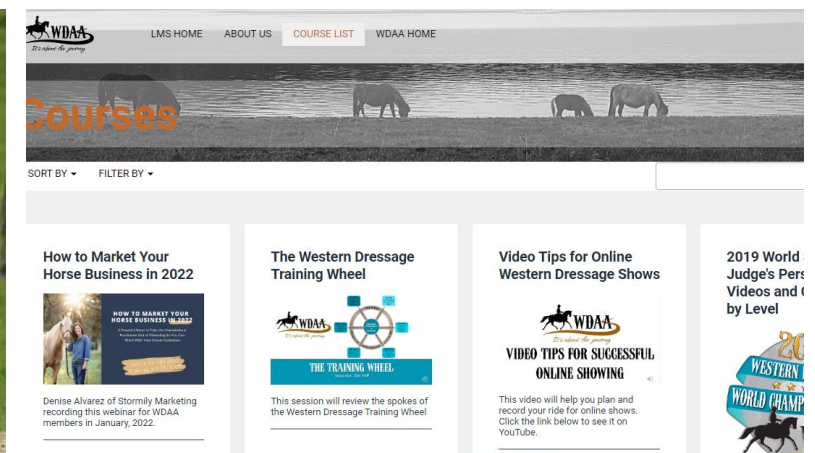
- Video a ride program (youth only)
- Judges Seminar
- WDAA Learning Management System
- Clinics/GMO programs



## Welcome to the FREE Video Ride a Test Program for WDAA Junior Members!

### FREE TO WDAA JUNIOR MEMBERS!

This wonderful benefit is available to current WDAA Junior members only. All you need to do is submit a video of a ridden test following the guidelines below. All tests will be judged and commented on by USEF



<https://www.westerndressageassociation.org/western-dressage-judges-education>



# PAWDA

← → ↺ 🏠 <https://pawda.org/membership>

🌐 Office 365 📁 PA School Resources 📁 Special Olympics 📁 Service Project 📁 POTS 📁 Disability 📁 Recipes 📁 Opt Outside 🌐 Sign of

🌿 Membership for the Inaugural Year (Sept 1, 2022 - Dec. 31, 2023) is now op

Home

Membership

Events



## MEMBERSHIP

### Join Our Affiliate

Inaugural membership for PAWDA is now OPEN!!! Inaugural annual membership will run from Sept. 1, 2022 - December 31, 2023.

To Join Online:

Complete the form to the right and submit payment via PayPal link below.

To Join Offline:

Complete Membership form found on this page and mail payment to

### Join Now!

Name\*

Phone

Email\*

Address

<https://pawda.org/>