


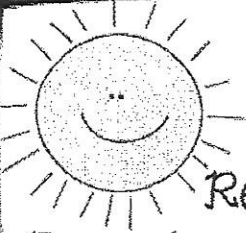


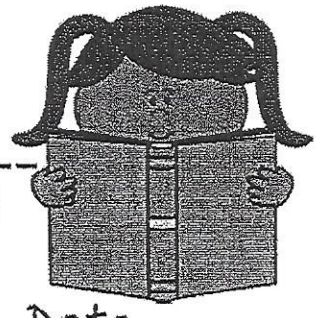
SUMMER PACKET



Name: _____



Summer Reading Log



Reader's Name _____


Remember to keep reading over the summer and record what you read!

Title	Author	Date
1.		
2.		
3.		
4.		
5.		
6.		
7.		
8.		
9.		
10.		
11.		
12.		
13.		
14.		
15.		
16.		

Summer Reading Minutes

Keep track of how many minutes you read. Determine how many minutes you would like each sun to equal. Color a sun each time you read that many of minutes.

Each sun = _____ minutes Total Minutes Read: _____



Weather Tally Sheet



Sunny	Rainy	Cloudy	Windy

First Grade Sight Words

a	come	here	on	this
about	could	him	one	to
after	day	his	or	too
all	did	how	out	two
am	do	I	over	up
and	don't	if	pretty	very
and	down	in	put	walk
any	every	into	red	want
are	five	is	ride	was
around	for	it	right	water
as	four	its	said	way
ask	four	jump	saw	we
at	from	just	see	well
away	get	know	she	went
be	girl	like	six	were
before	go	little	sleep	what
big	going	long	some	when
blue	good	look	take	where
boy	green	make	that	will
brown	had	me	the	with
but	has	my	their	would
by	have	no	them	yellow
call	he	now	then	yes
came	help	of	there	you
can	her	old	they	your

Name: _____


In Summer

by Liana Mahoney

Pour on lotion,
Rub it in.
Perfect for
My summer skin.

On my bike
Or in the pool,
A sip of water
Keeps me cool.

Shades are on,
Flip-flops, too.
In summer there's
So much to do!



Name: _____

In Summer

by Liana Mahoney



1. What is this poem mostly about?
 - a. a kid swimming
 - b. a kid riding a bike
 - c. a kid with flip flops
 - d. a kid having fun in the summer

2. What are shades? (line 9)

3. Why does the kid in the poem put on lotion?


4. What are some things you like to do in the summer?



That's Amazing!



A sentence begins with a **capital letter**.

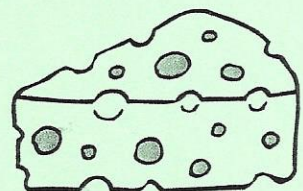


Help the mouse through the maze by coloring each box with a word that begins with a capital letter.

The	For	That	with	know	but
here	on	When	Have	next	we
as	after	good	Make	there	see
Go	Look	Are	Could	is	why
This	who	said	in	come	them
Has	Name	Before	Her	Where	The



Read the back of a cereal box. How many capital letters did you find? Write the number next to the cheese.



Name _____

Spelling List 30

1. Cut out the spelling words.
2. Put the words in ABC order.
3. Glue the spelling words.

1	2	3	4	5
6	7	8	9	

stem	stamp	nest	street	stand
last	pass	grass	steering	

Adjectives

Worksheet 2

Adjectives describe a person, place, or thing.

Example: The green turtle swam in the ocean.

The word green is an adjective. It describes the noun, turtle.

Read each sentence. Underline the adjective that describes a person, place, or thing.

1. The enormous elephant loved peanuts.
2. The warm sun melted the snow.
3. Those purple flowers are rare.
4. My blue van is parked in front.
5. The old schoolhouse is in disrepair.
6. The quick iguana scampered across the fence.
7. I love to pet fluffy rabbits.
8. They finally completed the new school.
9. Our neighbor has a cute baby.
10. Does loud music hurt your ears?
11. The little boy was lost.
12. A strong wind blew from the west.

Rewrite the sentences using an adjective to describe the underlined nouns.

13. The man slept in the chair.

14. The squirrel has a tail.

Adjectives

Worksheet 2

Adjectives describe a person, place, or thing.

Example: The green turtle swam in the ocean.

The word green is an adjective. It describes the noun, turtle.

Read each sentence. Underline the adjective that describes a person, place, or thing.

1. The enormous elephant loved peanuts.
2. The warm sun melted the snow.
3. Those purple flowers are rare.
4. My blue van is parked in front.
5. The old schoolhouse is in disrepair.
6. The quick iguana scampered across the fence.
7. I love to pet fluffy rabbits.
8. They finally completed the new school.
9. Our neighbor has a cute baby.
10. Does loud music hurt your ears?
11. The little boy was lost.
12. A strong wind blew from the west.

Rewrite the sentences using an adjective to describe the underlined nouns.

13. The man slept in the chair.

Sentences may vary.

The tired man slept in the comfortable chair.

14. The squirrel has a tail.

The brown squirrel has a fluffy tail.

Punctuation Practice

Fill in the bubble for the punctuation mark that is required for each sentence.

1. The library is closed today

- . ? ! , none

2. I just won the new bicycle

- . ? ! , none

3. My favorite sports are baseball
hockey, and football.

- . ? ! , none

4. When are we going to go deep
sea fishing?

- . ? ! , none

5. Should we use markers or pencils

- . ? ! , none

6. We were muddy from head to toe

- . ? ! , none

7. Grandma likes to bake, sew, and
read

- . ? ! , none

8. We studied Maine, Massachusetts
and New Hampshire today.

- . ? ! , none

9. Happy Birthday

- . ? ! , none

10. I will be back in about one hour


- . ? ! , none

Add the proper punctuation to each sentence.

1. We need strawberries cantaloupe and watermelon to make the fruit salad.
2. The children like to play hide and go seek
3. Do you think it will rain tonight

Name: _____

Letter Mix-Up



How many words can you make by rearranging the letters in the word SUMMERTIME?

Cut out the square letter files on the second page. Re-arrange them to make as many different words as you can. Write your words on the lines.

1.

4.

7.

10.

13.

2.

5.

8.

11.

14.

3.

6.

9.

12.

15.



S U M M E
R T I M E

Carrots Anyone?

Add.

Color the  by the code.

Color Code
 11, 12, 13—green
 14, 15, 16—yellow



$$\begin{array}{r} 9 \\ 3 \\ + 2 \\ \hline \end{array}$$

$$\begin{array}{r} 7 \\ 3 \\ + 1 \\ \hline \end{array}$$

$$\begin{array}{r} 5 \\ 5 \\ + 5 \\ \hline \end{array}$$

$$\begin{array}{r} 2 \\ 7 \\ + 3 \\ \hline \end{array}$$

$$\begin{array}{r} 5 \\ 2 \\ + 5 \\ \hline \end{array}$$

$$\begin{array}{r} 8 \\ 0 \\ + 8 \\ \hline \end{array}$$

$$\begin{array}{r} 7 \\ 2 \\ + 2 \\ \hline \end{array}$$

$$\begin{array}{r} 3 \\ 6 \\ + 4 \\ \hline \end{array}$$

$$\begin{array}{r} 4 \\ 3 \\ + 8 \\ \hline \end{array}$$

$$\begin{array}{r} 4 \\ 4 \\ + 8 \\ \hline \end{array}$$

$$\begin{array}{r} 1 \\ 9 \\ + 2 \\ \hline \end{array}$$

$$\begin{array}{r} 6 \\ 1 \\ + 7 \\ \hline \end{array}$$

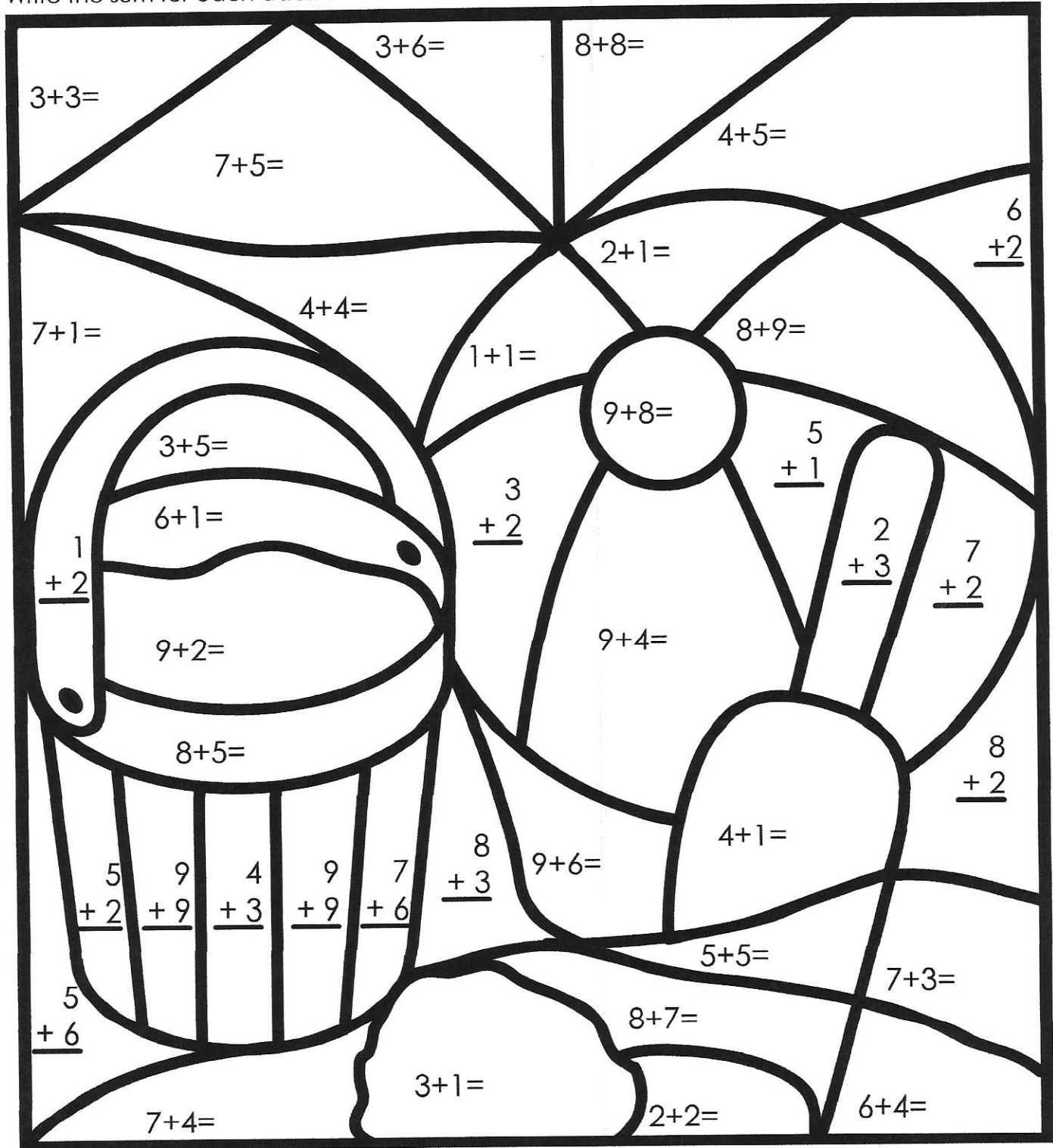
$$6 + 2 + 3 =$$

$$5 + 4 + 5 =$$

Bonus: Bunny eats 8 carrots in the morning. He eats the same number of carrots that afternoon. Then he eats 4 more carrots that night. How many carrots does Bunny eat in all?

Name: _____

Write the sum for each addition fact. Then, color according to the key at the bottom.



- Tan 8, 10, 11, 14, 15
- Grey 4
- Blue 6, 9, 12, 16
- Red 7, 13

- Purple 3
- Green 17
- Orange 5
- Yellow 2, 18

How Fast Are You?

RF.2.4

Ask someone to time you read the list of words. Try to beat your fastest time! Record your highest time at the bottom.

which
do
then
many
these
no
time
been
who
like
could
has
him
how
than
two
may
only
most

its
made
over
see
first
new
very
my
also
down
make
now
way
each
called
did
just
after
water

through
get
because
back
where
know
little
such
even
much
our
must



Fastest Times:


--	--	--	--

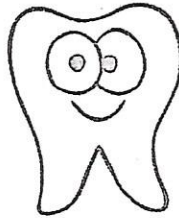
Name that Picture!


RF.2.3

Spell the name of each picture.

Remember your vowels, blends, and digraphs!



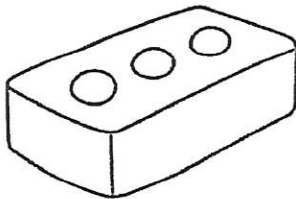

















The Great Sock Hunt

Jenny never said that she had the neatest room in the world. But one day, she couldn't even find her socks. They were buried under piles of books, toys, and clothing.

"Let's have a Great Sock Hunt," her mother said. They hunted through the piles. The clothes went into a basket, the books went onto the shelves, and the toys went into the toy box. But all the socks were greeted with cheers and awarded points.

"I won!" Jenny cried at last. "I found six pairs! What's my prize?"

"A clean room," said her mother.



The Great Sock Hunt *(cont.)*

Reading Comprehension Questions

After reading the story, answer the questions. Circle the correct answer.

1. Why couldn't Jenny find her socks?
 - a. She lost them at school.
 - b. They were in a basket.
 - c. Her room was messy.
 - d. Her mom had hidden them.


2. How many socks did Jenny find?
 - a. two
 - b. eight
 - c. four
 - d. twelve

3. A lesson to be learned from the story is that
 - a. socks are hard to find.
 - b. your mom should help you clean your room.
 - c. when your room is clean, you can find what you need.
 - d. your room is more fun when it is messy.

4. Why did Jenny clean her room?
 - a. Her mother turned it into a game.
 - b. She wanted the neatest room in the world.
 - c. She was tired of it being messy.
 - d. She wanted to get her books on shelves.

REVIEW: a, e, i, o, u

Add a short vowel to make a word. Then write the words on the correct line. Say each word.




c__p b__lt p__g d__ll d__ck
 p__nts sl__d f__sh s__cks dr__m
 b__t f__x

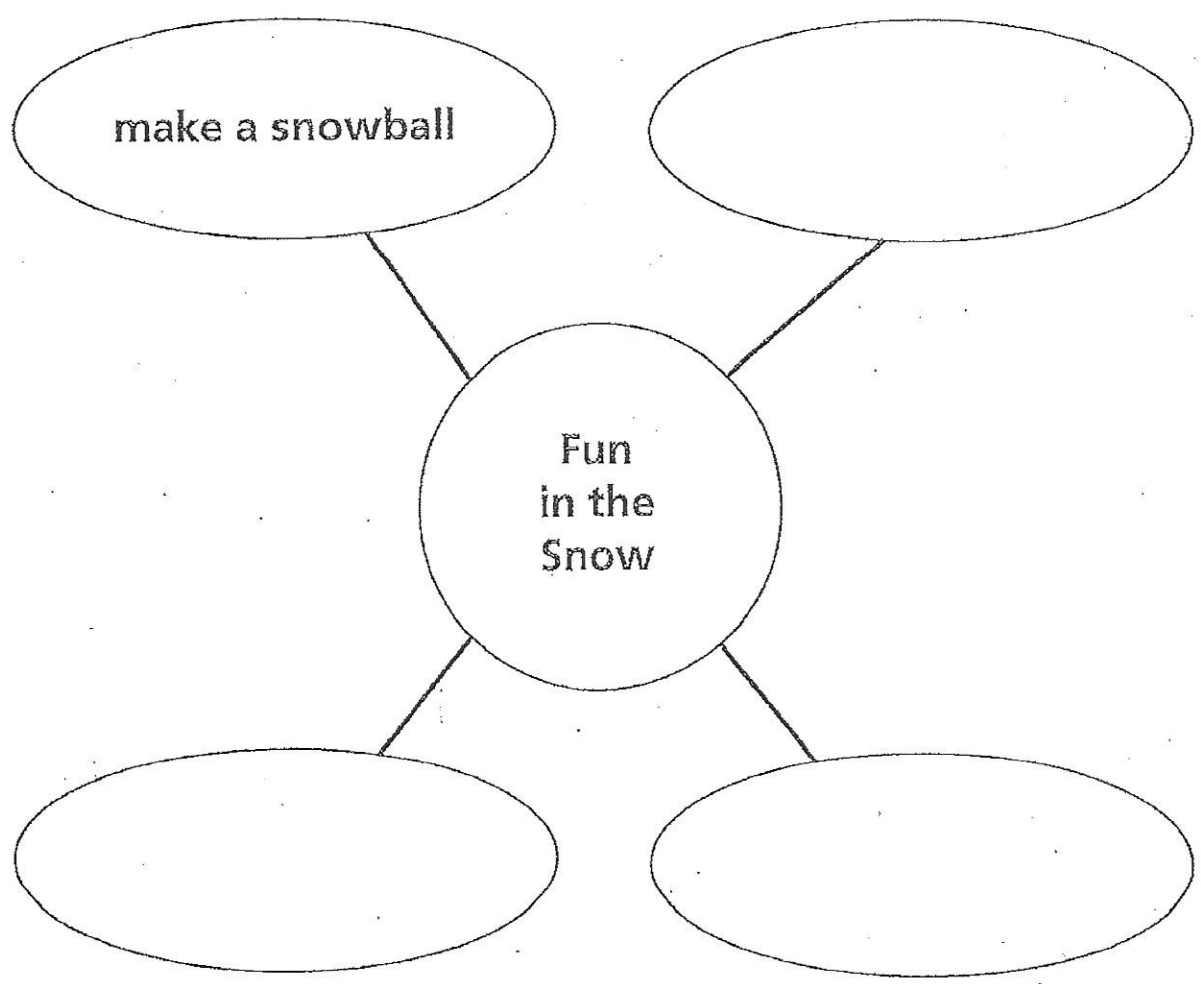
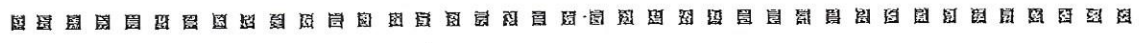
Things to wear

Things to play with

Animals


_____	_____	_____
_____	_____	_____
_____	_____	_____
_____	_____	_____

Pre-Writing Snow can be lots of fun. Tell what you can do in the snow. Put one thing in each .




Name _____

20 children picked their favorite foods. The graph shows what they picked.



How many picked:




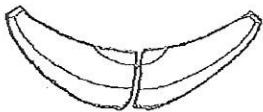
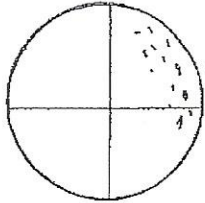
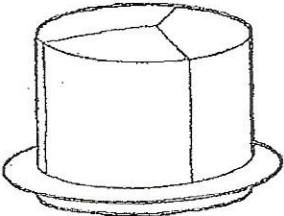

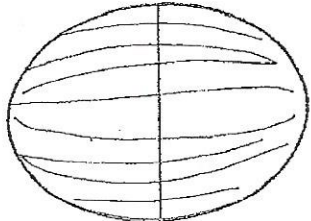

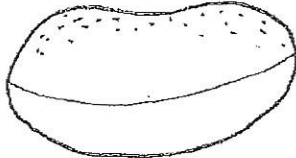

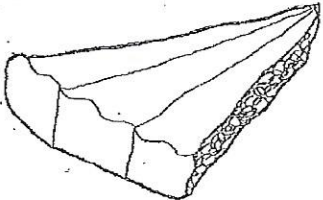

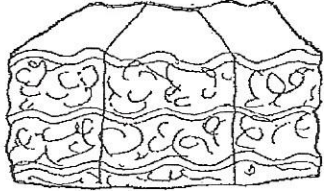
What was picked most? _____

What would you pick? _____

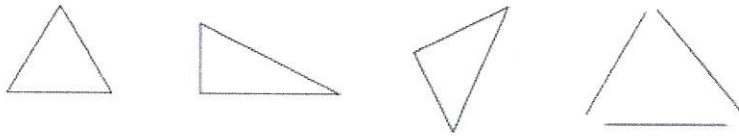
Fraction Food

Name _____

Count the equal parts. Circle the fraction that names one of the parts.

 <p>$\frac{1}{2}$ $\frac{1}{3}$ $\frac{1}{4}$</p>	 <p>$\frac{1}{2}$ $\frac{1}{3}$ $\frac{1}{4}$</p>	 <p>$\frac{1}{2}$ $\frac{1}{3}$ $\frac{1}{4}$</p>
 <p>$\frac{1}{2}$ $\frac{1}{3}$ $\frac{1}{4}$</p>	 <p>$\frac{1}{2}$ $\frac{1}{3}$ $\frac{1}{4}$</p>	 <p>$\frac{1}{2}$ $\frac{1}{3}$ $\frac{1}{4}$</p>
 <p>$\frac{1}{2}$ $\frac{1}{3}$ $\frac{1}{4}$</p>	 <p>$\frac{1}{2}$ $\frac{1}{3}$ $\frac{1}{4}$</p>	 <p>$\frac{1}{2}$ $\frac{1}{3}$ $\frac{1}{4}$</p>
 <p>$\frac{1}{2}$ $\frac{1}{3}$ $\frac{1}{4}$</p>	 <p>$\frac{1}{2}$ $\frac{1}{3}$ $\frac{1}{4}$</p>	 <p>$\frac{1}{2}$ $\frac{1}{3}$ $\frac{1}{4}$</p>

9. Circle the shape that is **NOT** a triangle.



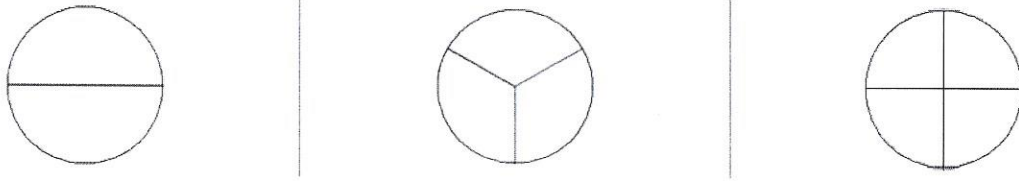
Explain why the shape you circled is **NOT** a triangle:

10. Circle the shape that is a square.

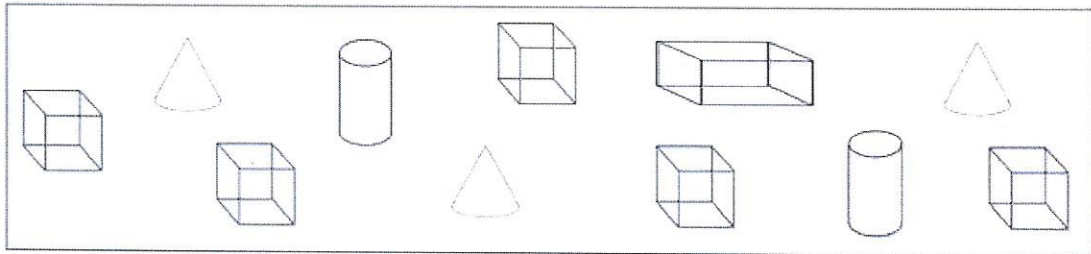


Explain why the shape you circled is a square:

11. Color the shape divided into halves red.
Color the shape divided into fourths yellow.



12. Use the shapes below to complete the bar graph.



3 Dimensional Shapes

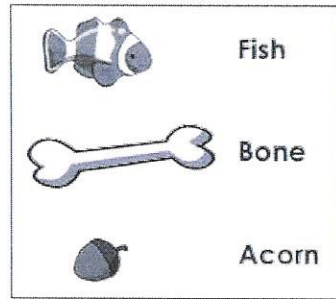
6				
5				
4				
3				
2				
1				
	Cylinders	Rectangular Prisms	Cones	Cubes

Which shape has the least? _____

Which shape has the most? _____

How many more cubes are there than cylinders? _____

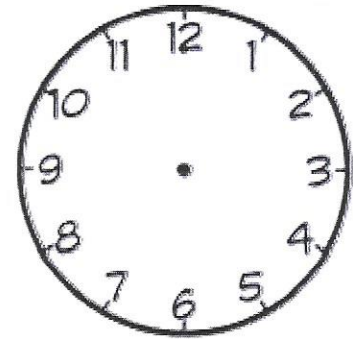

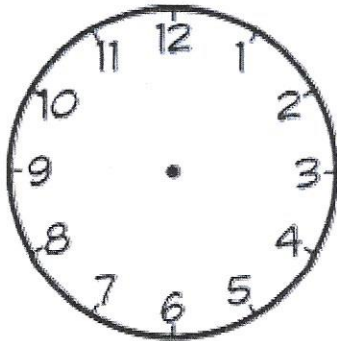

13. Look at the objects in the box and put them in order by length.



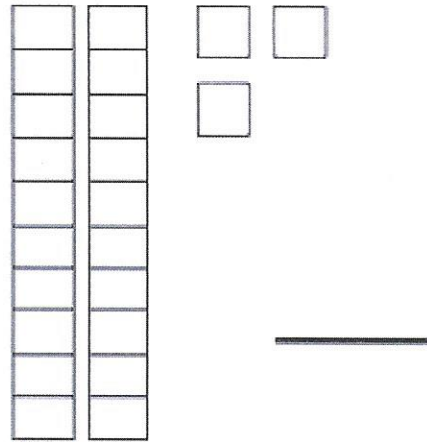
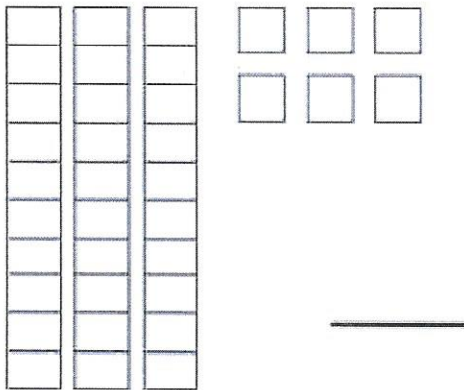
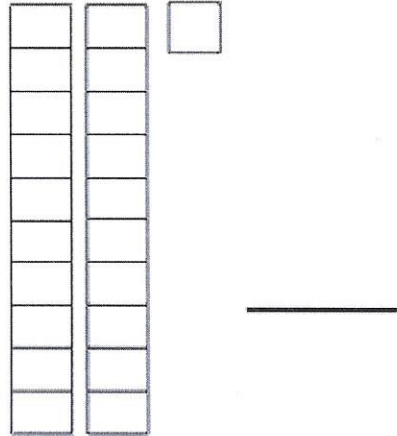
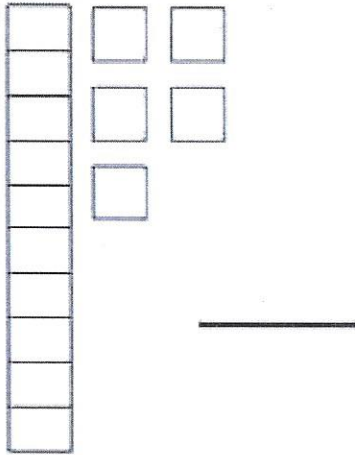
Longest _____

Shortest _____

















14. Draw the hands on the clock to show the time on the digital clock.



15. Write the number that represents the base ten blocks in each square.



16. Use the table below to answer the questions.

Our Favorite Pets							
 Dog							
 Cat							
 Fish							

How many children liked dogs? _____

How many children liked cats? _____

How many more children liked cats than fish? _____

17. Draw the base ten rods and ones cubes to represent each number below.

13

1 tens	3 ones

25

2 tens	5 ones

47

__ tens	__ ones

50

__ tens	__ ones

First Grade Summer

Calendar

June

Choose at least 15 activities a month.
 *Starred activities are required.
 Color the boxes you complete.

Sunday	Monday	Tuesday	Wednesday	Thursday	Friday	Saturday
*Practice tying your shoes.	Print the Summer Homework Calendars from the First Grade Web site. Bring them in the 1st day of school with the certificate.	Collect photos of summer activities & place in a sheet protector.	Write down safety rules to follow when riding a bike.	Sweet Dreams Read at bedtime. (20 minutes)	Make a Father's Day card. Write a poem on it.	Write a math problem that has your age as an answer.
*Practice tying your shoes.	Circle the odd numbers on a calendar page in red.	Find a picture in a magazine and write a story about it.	Make a picture map of your house and backyard.	Make a list of things to do in the summer.	Practice counting backwards from 20-1.	Learn a new word and use it today.
*Practice tying your shoes.	What day does summer begin this month? Draw a summer scene and write a sentence about your picture.	Sweet Dreams Read at bedtime. (20 minutes)	It's your day! What would you like to read today? Pick a great book to share.	Write a poem about a bee.	Are you going on a picnic soon? Make a list of games to play.	Use a handful of dried beans or pasta to make equations.
*Practice tying your shoes.	Write a list of things that can swim.	Write a story about a time when you were frightened.	Sort dried beans, pasta, cereal, or pennies into groups of 10.	Describe something to your friends and have them guess what it is.	Sweet Dreams Read at bedtime. (20 minutes)	Make a list of things you would want to take with you to a lonely island.
*Practice tying your shoes.	Have a friend tell you a story. Then you tell the story again and make a new ending.	Sweet Dreams Read at bedtime. (20 minutes)	Trace your foot and fine something the same size, something smaller and larger.	Write a note to a friend. Tell about a book you know that you would like them to read.	Write a list of animals and where they have their homes.	Write down six things you did today in the order that you did them.

Blank

First Grade Summer

Calendar

July

Choose at least 15 activities a month.
 *Starred activities are required.
 Color the boxes you complete.

Sunday	Monday	Tuesday	Wednesday	Thursday	Friday	Saturday
*Practice tying your shoes.	Tally how many times a penny lands on heads or tails 20 times.	Write numbers 0-20 (make sure they face the right direction.)	Describe an insect you saw outside. Draw a picture of it.	Sweet Dreams Read at bedtime. (20 minutes)	Have someone help you use a recipe to bake something.	Learn a new word. Draw a picture that shows its meaning.
*Practice your address and phone number.	Made a list of names that would be good names for a dog.	It's your day! What would you like to read today? Pick a great book to share.	Make a picture map of pool or a playground.	Sit under a tree and read a book.	Write to a friend and ask the friend to come to your house for dinner.	Count and make a list of the animals you see in your neighborhood.
*Practice tying your shoes.	Make a list of the places you'll go this week.	Sweet Dreams Read at bedtime. (20 minutes)	It's your day! What would you like to read today? Pick a great book to share.	Make a map of how a farm would look from a hot air balloon.	Draw a summer picture using circles, squares, triangles, and rectangles.	Cut out coupons for things your family buys at the grocery store.
*Practice your address and phone number.	Write a letter to a relative. Tell them about your summer.	Make a list of summer words.	Write a story using words from your summer list.	Read your favorite books again and draw a picture of your favorite part.	Sweet Dreams Read at bedtime (20 minutes)	Collect rocks. Write down where you found each one.
*Practice tying your shoes.	Read a story aloud to a friend.	Sweet Dreams Read at bedtime. (20 minutes)	Sit under a tree and read a book.	Make a list of the months that have 31 days.	Draw a P.S.E. rocket. Write about where it is going to go.	Make a list of five ways to keep cool on a hot day. Try 2 of your ideas.

Blank

First Grade Summer

Calendar

Choose at least 15 activities a month.
 *Starred activities are required.
 Color the boxes you complete.

August

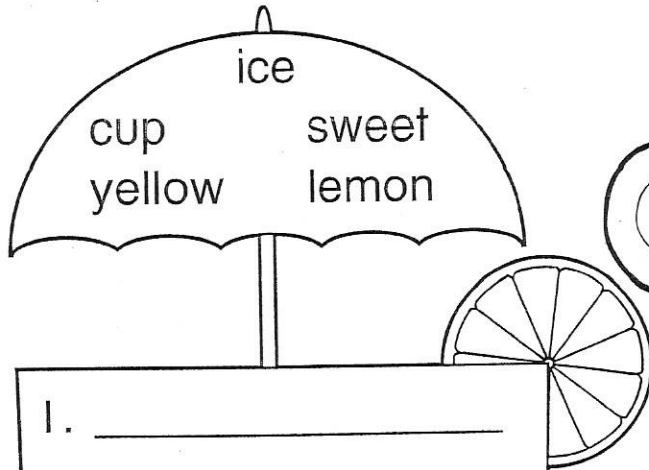
Sunday	Monday	Tuesday	Wednesday	Thursday	Friday	Saturday
*Practice cafeteria etiquette - practice opening containers like juice boxes, yogurt, and chip bags.	Make a list of the months that have 30 days.	*Read <u>Hunter's Best Friend</u> and create a picture of the main character.	Imagine you are in a boat. What would you see as the boat moves along?	Sweet Dreams Read at bedtime. (20 minutes)	Draw a picture to go with a story you read.	Learn a new word. Draw a picture that shows its meaning.
*Practice cafeteria etiquette - carry plastic dishes on a tray without dropping them.	Made a list of names that would be good names for a cat.	It's your day! What would you like to read today? Pick a great book to share.	*Review tying your shoes. Can you do it all by yourself?	Sit under a tree and read a book.	Act out a story with your friend.	*Review tying your shoes. Can you do it all by yourself?
*Practice cafeteria etiquette - discard trash in a receptacle without spilling.	Make up a recipe for a sandwich with honey in it.	Sweet Dreams Read at bedtime. (20 minutes)	*Discuss, draw or write about the problem or solution to <u>Hunter's Best Friend</u> .	*Retell <u>Hunter's Best Friend</u> out loud to an adult.	*Go to the P.S.E. web site and learn more about First Grade.	*Print the completed Summer Homework Calendars and certificate, bring them in on the first day of school.

Blank

A Taste of Summer


Name _____

Write each group of words in ABC order.



ice
cup sweet
yellow lemon

1. _____
2. _____
3. _____
4. _____
5. _____



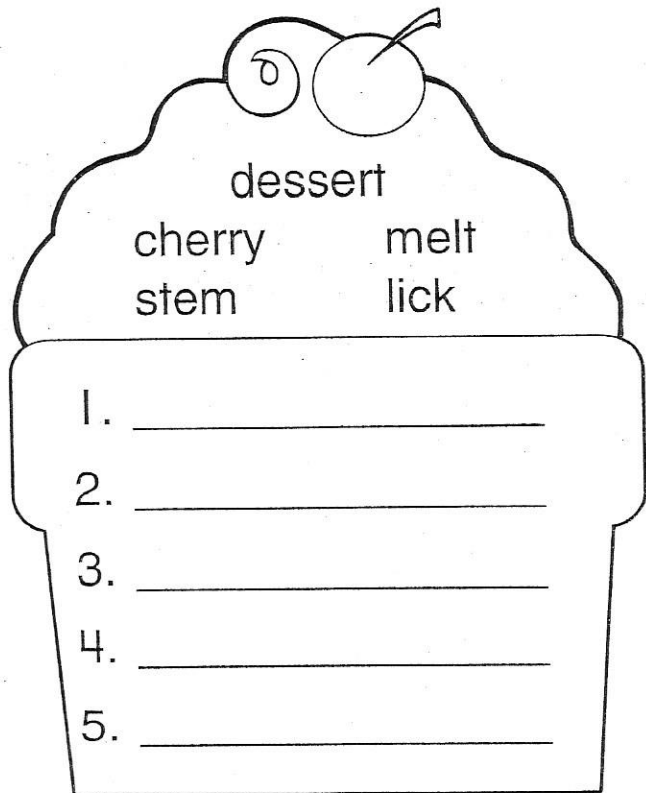
sip
red berry
cool yummy

1. _____
2. _____
3. _____
4. _____
5. _____



cold
dish spoon
treat good

1. _____
2. _____
3. _____
4. _____
5. _____



dessert
cherry melt
stem lick

1. _____
2. _____
3. _____
4. _____
5. _____