

How to Share Team Link to Add Players on Zorts Website

1

Navigate to <https://www.zortssports.com/home/index>



Rankings are now live! [Learn more](#) →

ZORTS

NATIONAL POWER INDEX

[View current rankings](#)

Organize [See all](#)



XL Sports
Administrator

[+ New Organization](#)

Participate [See all](#)

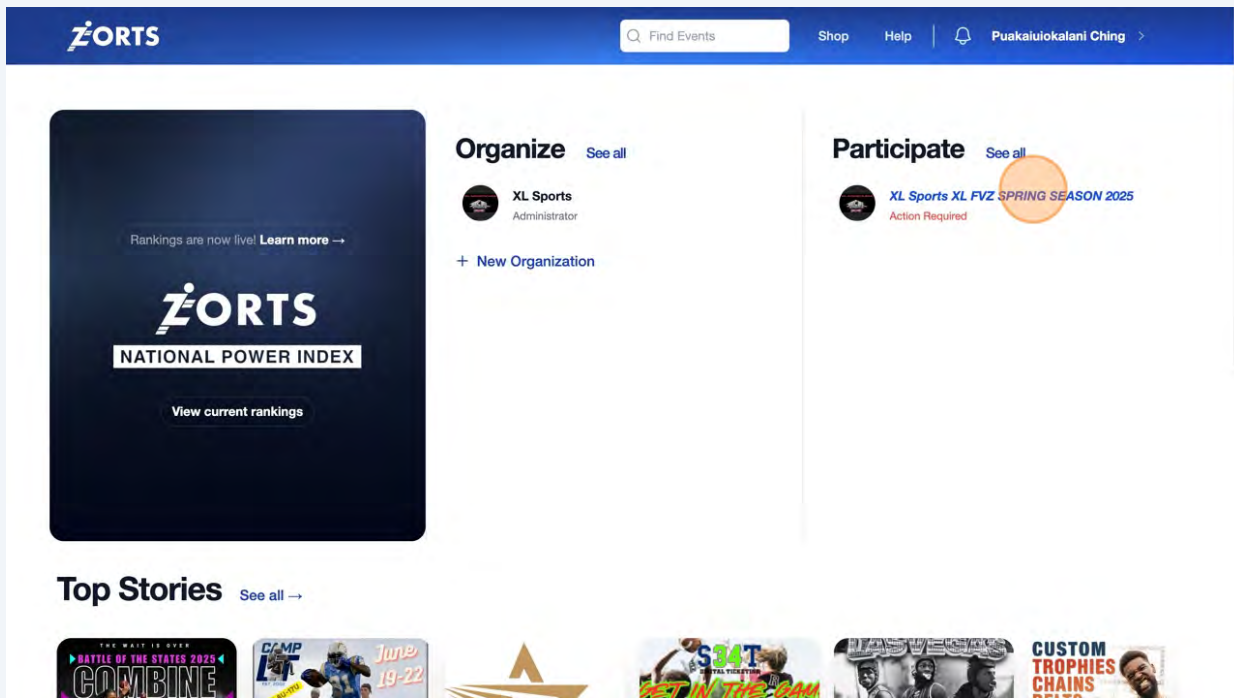


XL Sports XL FVZ SPRING SEASON 2025
Action Required

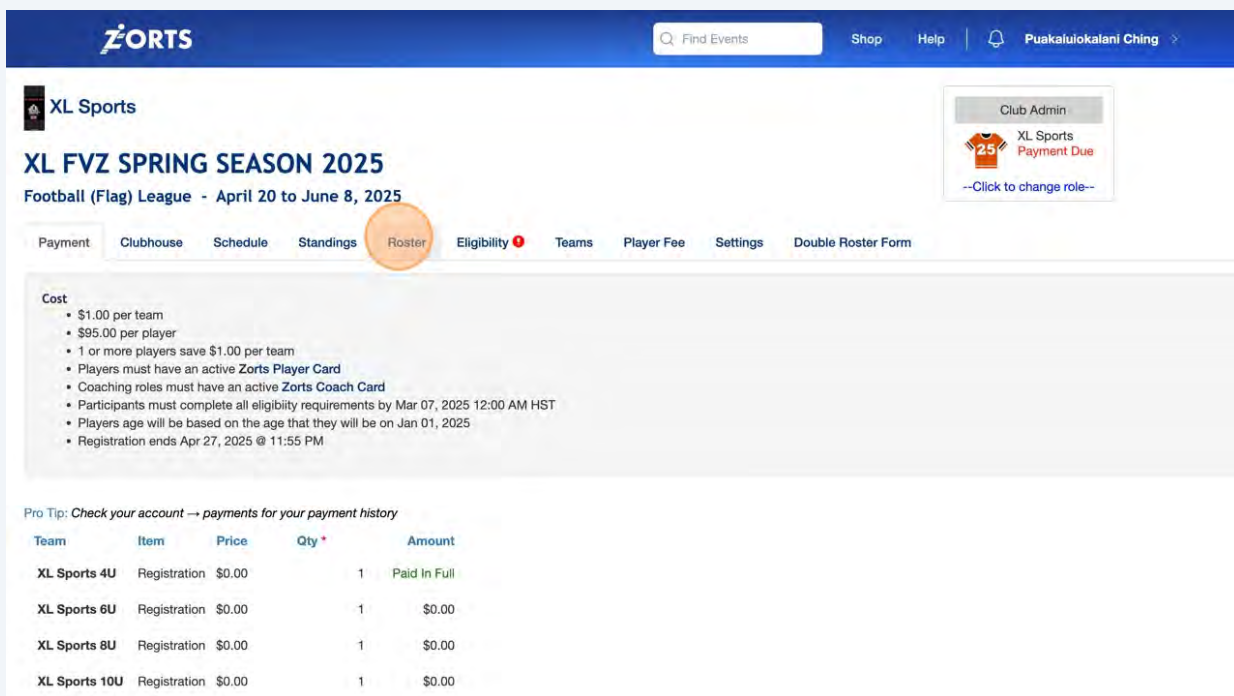
Top Stories [See all](#) →



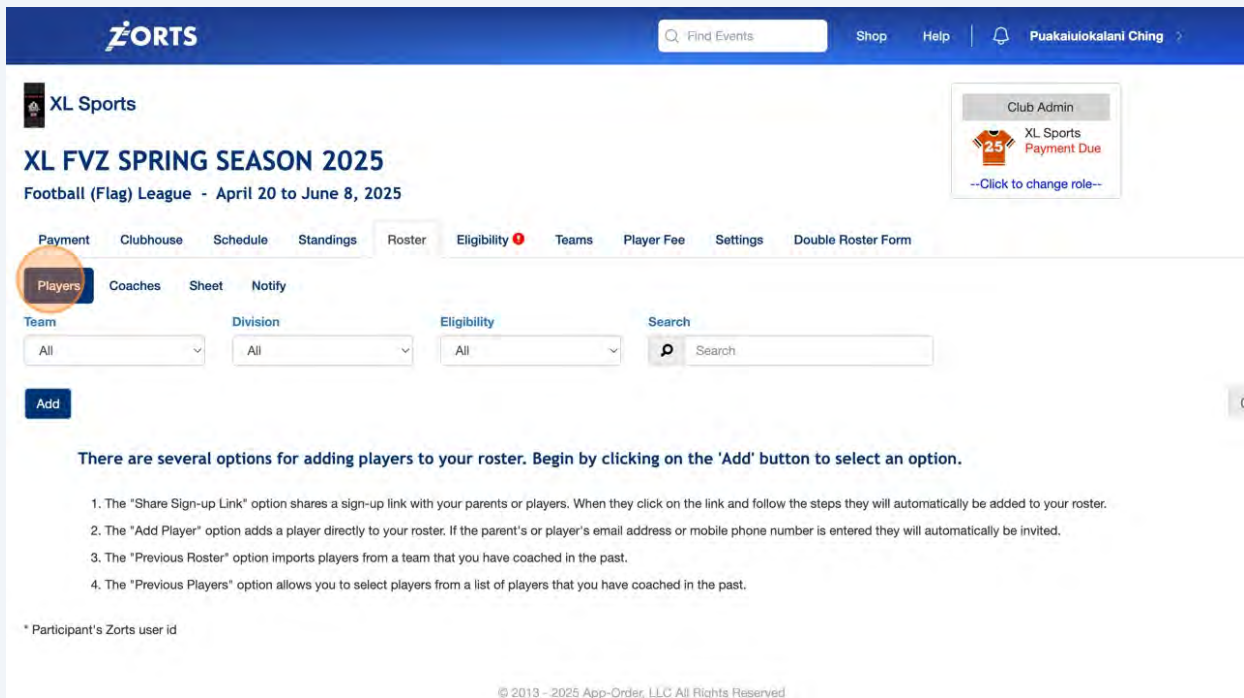
2 Click here.



3 Click "Roster"

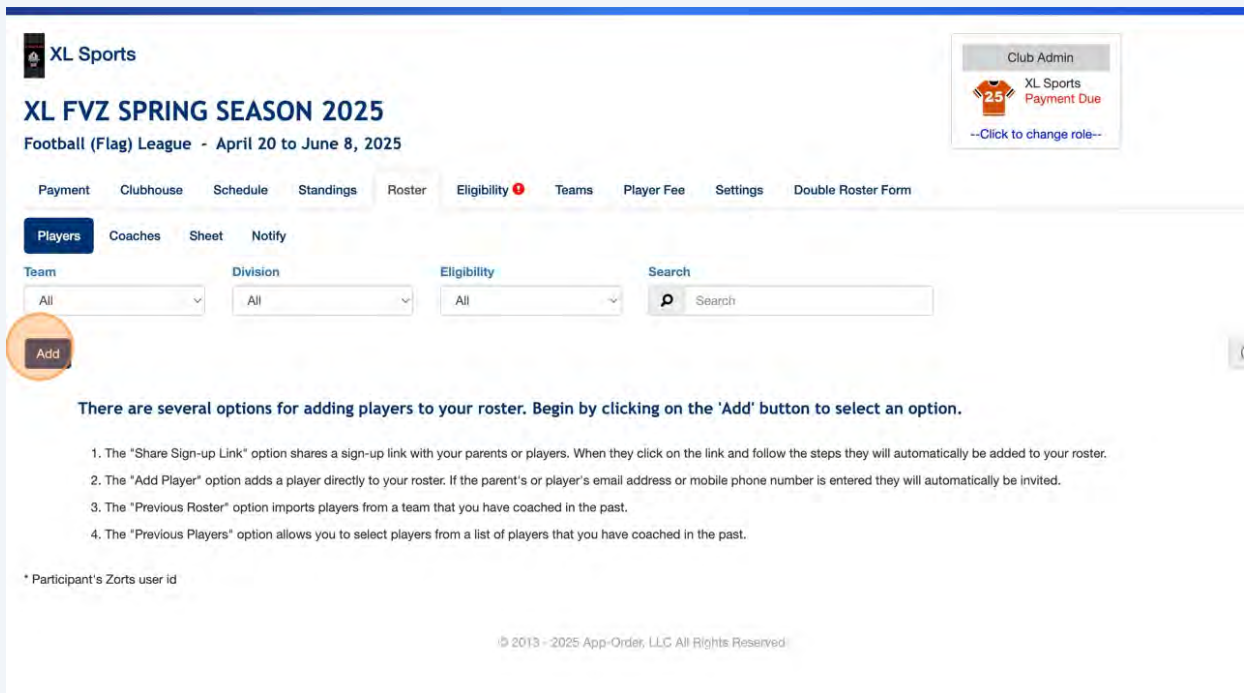


4 Click "Players"



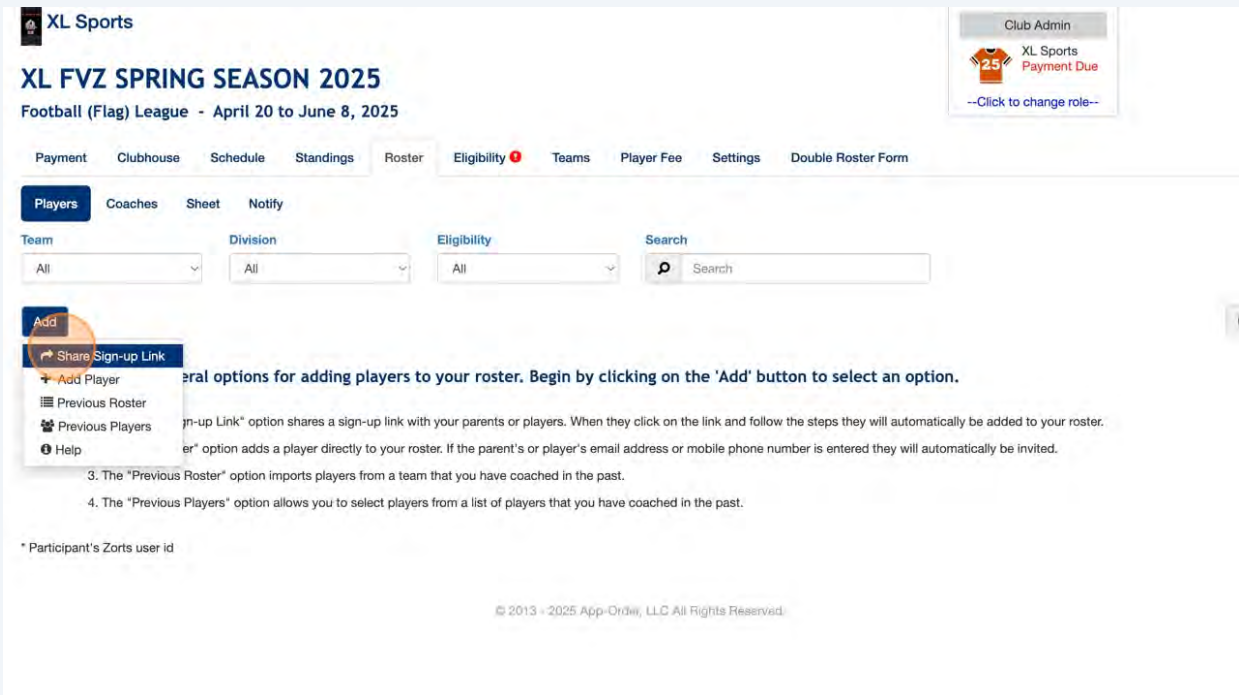
The screenshot shows the Zorts website interface for the 'XL Sports' club. The main header includes the Zorts logo, a search bar for events, and navigation links for Shop, Help, and a user profile for Puakaluokalani Ching. Below the header, the page title is 'XL Sports' and the event is 'XL FVZ SPRING SEASON 2025 Football (Flag) League - April 20 to June 8, 2025'. A notification box in the top right corner indicates 'Club Admin' and 'XL Sports Payment Due' with a red '25' badge and a link to change the role. The navigation menu includes 'Payment', 'Clubhouse', 'Schedule', 'Standings', 'Roster', 'Eligibility', 'Teams', 'Player Fee', 'Settings', and 'Double Roster Form'. The 'Players' tab is highlighted with a blue background and a red circle. Below the navigation, there are dropdown menus for 'Team' (All), 'Division' (All), and 'Eligibility' (All), along with a search bar. An 'Add' button is visible below the filters. The main content area contains a heading 'There are several options for adding players to your roster. Begin by clicking on the 'Add' button to select an option.' followed by a list of four options: 1. 'Share Sign-up Link' for sharing a sign-up link with parents or players. 2. 'Add Player' for adding a player directly to the roster. 3. 'Previous Roster' for importing players from a previous team. 4. 'Previous Players' for selecting players from a previous coaching history. A footer note states '* Participant's Zorts user id' and a copyright notice '© 2013 - 2025 App-Order, LLC All Rights Reserved' is at the bottom.

5 Click "Add"



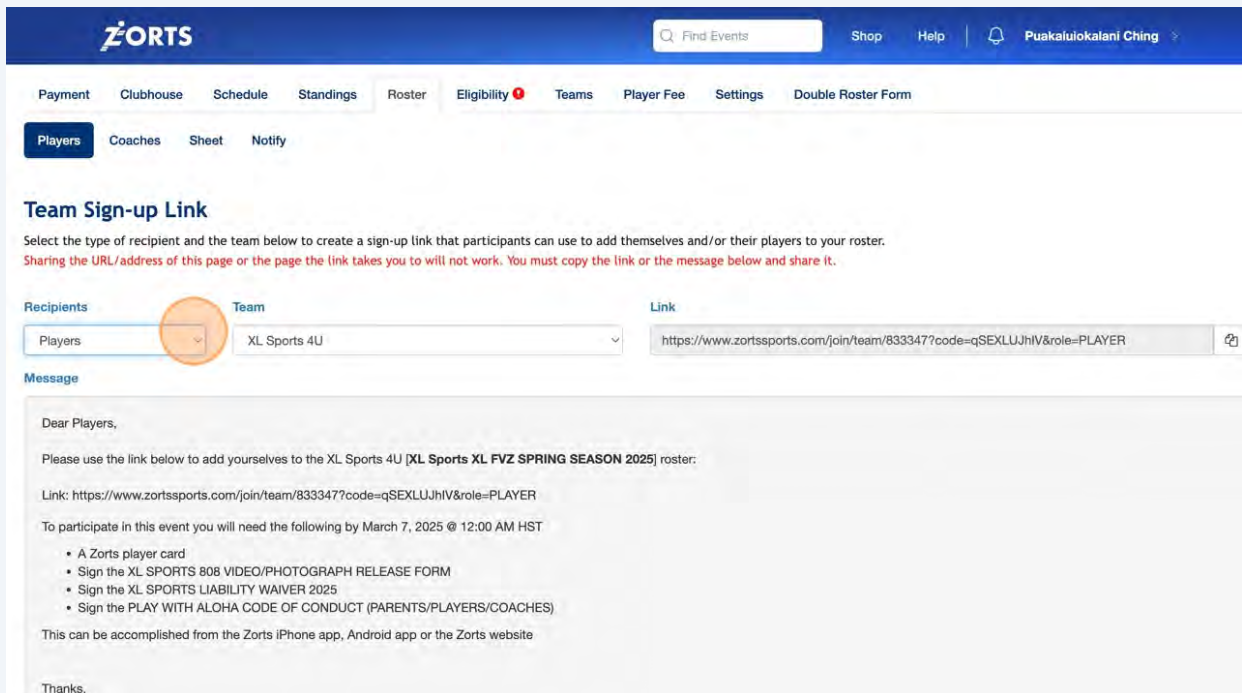
This screenshot is identical to the one above, showing the Zorts website interface. The main difference is that the 'Add' button, located below the filters, is now highlighted with a red circle. The rest of the page content, including the navigation menu, filters, and instructional text, remains the same.

6 Click "Share Sign-up Link"



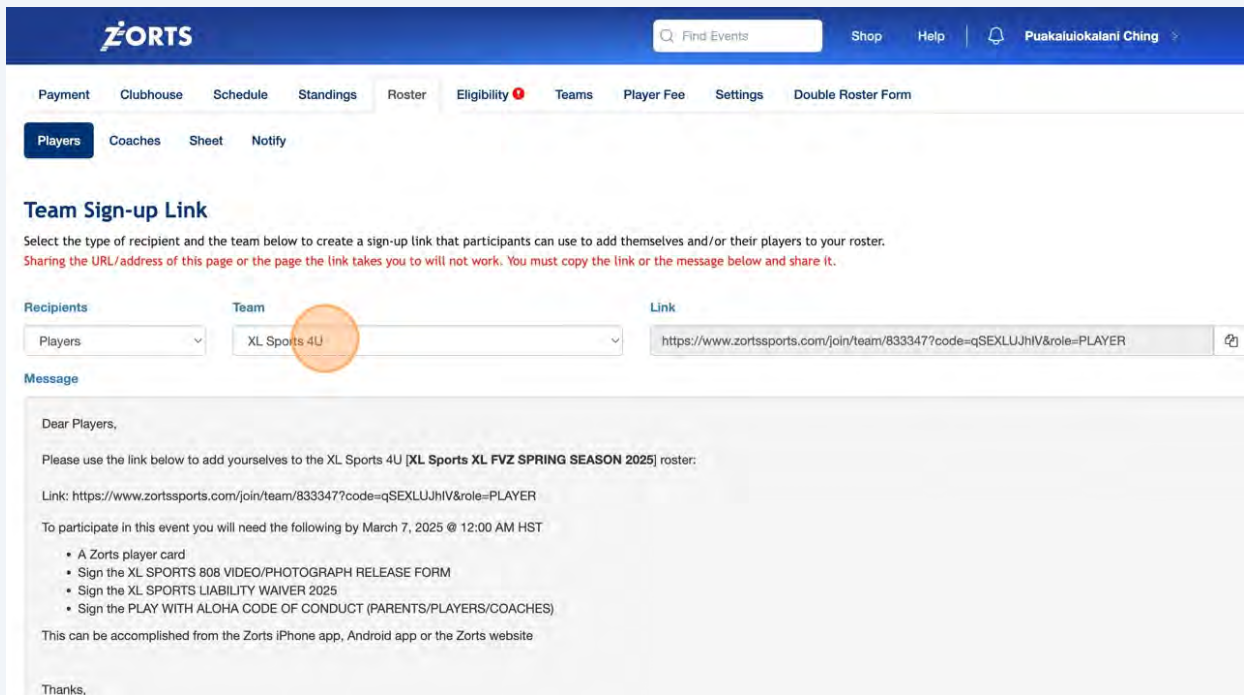
The screenshot shows the 'XL Sports' website interface for the 'XL FVZ SPRING SEASON 2025' Football (Flag) League. The navigation bar includes 'Payment', 'Clubhouse', 'Schedule', 'Standings', 'Roster', 'Eligibility', 'Teams', 'Player Fee', 'Settings', and 'Double Roster Form'. The 'Players' tab is selected. Below the navigation, there are filters for 'Team' (All), 'Division' (All), and 'Eligibility' (All), along with a search bar. A red circle highlights the 'Add' button, which has a dropdown menu open. The menu options are: 'Share Sign-up Link', 'Add Player', 'Previous Roster', 'Previous Players', and 'Help'. A text box explains the 'Share Sign-up Link' option: 'The "Share Sign-up Link" option shares a sign-up link with your parents or players. When they click on the link and follow the steps they will automatically be added to your roster. The "Add Player" option adds a player directly to your roster. If the parent's or player's email address or mobile phone number is entered they will automatically be invited. The "Previous Roster" option imports players from a team that you have coached in the past. The "Previous Players" option allows you to select players from a list of players that you have coached in the past. * Participant's Zorts user id. © 2013 - 2025 App-Orðill, LLC All Rights Reserved.

7 Select the "Players" option.



The screenshot shows the 'ZORTS' website interface for the 'XL Sports 4U [XL Sports XL FVZ SPRING SEASON 2025]' roster. The navigation bar includes 'Payment', 'Clubhouse', 'Schedule', 'Standings', 'Roster', 'Eligibility', 'Teams', 'Player Fee', 'Settings', and 'Double Roster Form'. The 'Players' tab is selected. Below the navigation, there is a 'Team Sign-up Link' section. It includes a search bar for 'Find Events', 'Shop', 'Help', and a user profile 'Puakaluokalani Ching'. The 'Recipients' dropdown is set to 'Players', and the 'Team' dropdown is set to 'XL Sports 4U'. The 'Link' field contains the URL: <https://www.zortssports.com/join/team/833347?code=qSEXLUJhIV&role=PLAYER>. Below the form, there is a 'Message' section with the following text: 'Dear Players, Please use the link below to add yourselves to the XL Sports 4U [XL Sports XL FVZ SPRING SEASON 2025] roster: Link: https://www.zortssports.com/join/team/833347?code=qSEXLUJhIV&role=PLAYER To participate in this event you will need the following by March 7, 2025 @ 12:00 AM HST: • A Zorts player card • Sign the XL SPORTS 808 VIDEO/PHOTOGRAPH RELEASE FORM • Sign the XL SPORTS LIABILITY WAIVER 2025 • Sign the PLAY WITH ALOHA CODE OF CONDUCT (PARENTS/PLAYERS/COACHES) This can be accomplished from the Zorts iPhone app, Android app or the Zorts website Thanks,'

8 Click this dropdown.



ZORTS Find Events Shop Help Puakaluokalani Ching

Payment Clubhouse Schedule Standings Roster Eligibility Teams Player Fee Settings Double Roster Form

Players Coaches Sheet Notify

Team Sign-up Link

Select the type of recipient and the team below to create a sign-up link that participants can use to add themselves and/or their players to your roster. Sharing the URL/address of this page or the page the link takes you to will not work. You must copy the link or the message below and share it.

Recipients: Players Team: XL Sports 4U Link: <https://www.zortssports.com/join/team/833347?code=qSEXLUJhIV&role=PLAYER>

Message

Dear Players,

Please use the link below to add yourselves to the XL Sports 4U [XL Sports XL FVZ SPRING SEASON 2025] roster:

Link: <https://www.zortssports.com/join/team/833347?code=qSEXLUJhIV&role=PLAYER>

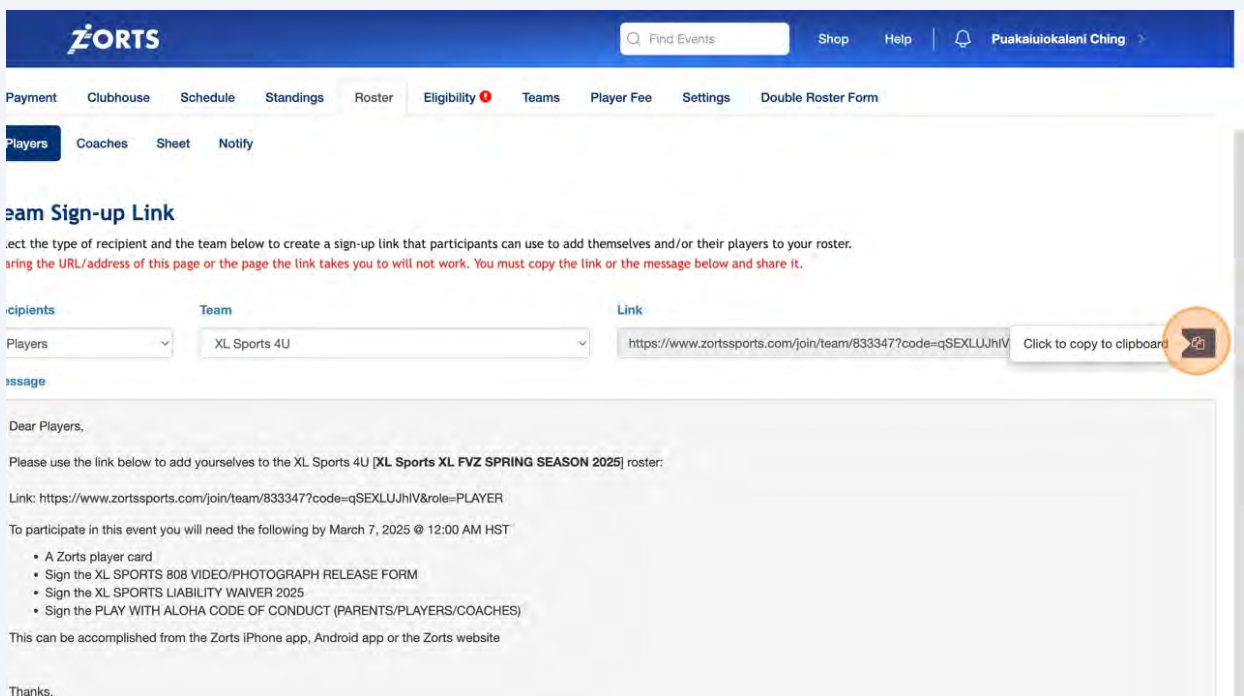
To participate in this event you will need the following by March 7, 2025 @ 12:00 AM HST

- A Zorts player card
- Sign the XL SPORTS 808 VIDEO/PHOTOGRAPH RELEASE FORM
- Sign the XL SPORTS LIABILITY WAIVER 2025
- Sign the PLAY WITH ALOHA CODE OF CONDUCT (PARENTS/PLAYERS/COACHES)

This can be accomplished from the Zorts iPhone app, Android app or the Zorts website

Thanks,

9 Click here.



ZORTS Find Events Shop Help Puakaluokalani Ching

Payment Clubhouse Schedule Standings Roster Eligibility Teams Player Fee Settings Double Roster Form

Players Coaches Sheet Notify

eam Sign-up Link

ect the type of recipient and the team below to create a sign-up link that participants can use to add themselves and/or their players to your roster. arning the URL/address of this page or the page the link takes you to will not work. You must copy the link or the message below and share it.

Recipients: Players Team: XL Sports 4U Link: <https://www.zortssports.com/join/team/833347?code=qSEXLUJhIV> Click to copy to clipboard

essage

Dear Players,

Please use the link below to add yourselves to the XL Sports 4U [XL Sports XL FVZ SPRING SEASON 2025] roster:

Link: <https://www.zortssports.com/join/team/833347?code=qSEXLUJhIV&role=PLAYER>

To participate in this event you will need the following by March 7, 2025 @ 12:00 AM HST

- A Zorts player card
- Sign the XL SPORTS 808 VIDEO/PHOTOGRAPH RELEASE FORM
- Sign the XL SPORTS LIABILITY WAIVER 2025
- Sign the PLAY WITH ALOHA CODE OF CONDUCT (PARENTS/PLAYERS/COACHES)

This can be accomplished from the Zorts iPhone app, Android app or the Zorts website

Thanks,

10

Email or Text copied players link to the parents for that specific team.

How to Share Team Link to Add Players on Zorts Website

1

Navigate to <https://www.zortssports.com/home/index>



Rankings are now live! [Learn more](#) →

ZORTS

NATIONAL POWER INDEX

[View current rankings](#)

Organize [See all](#)



XL Sports
Administrator

[+ New Organization](#)

Participate [See all](#)

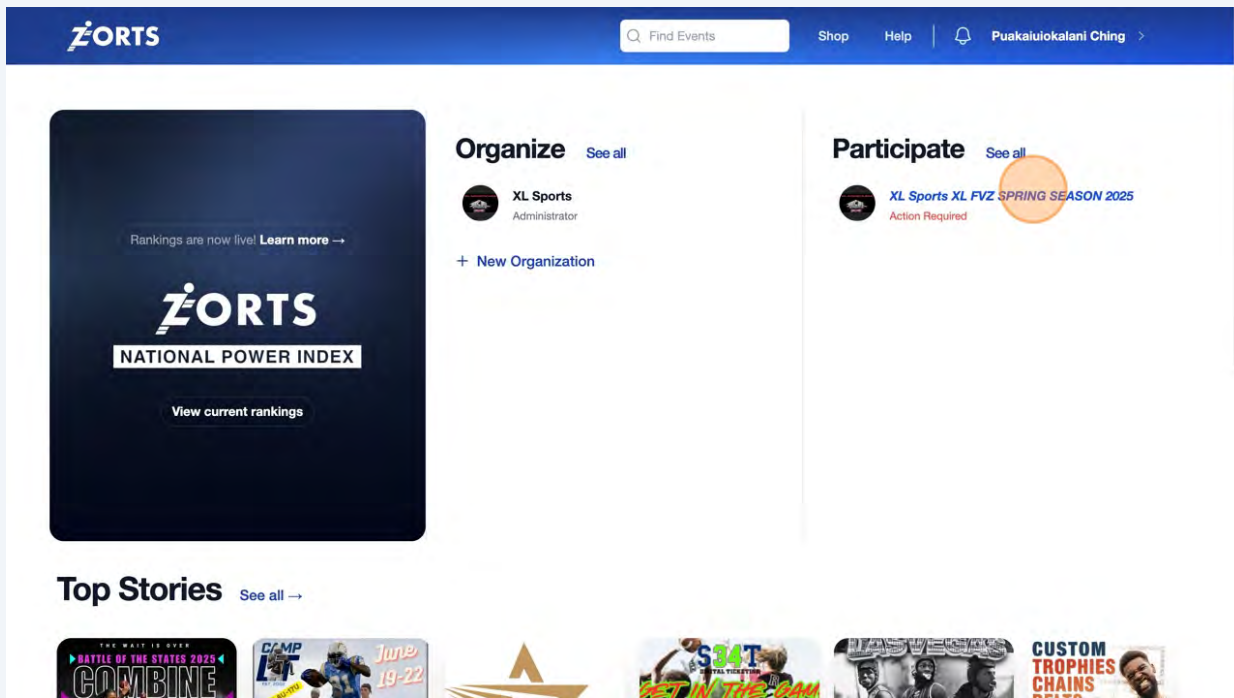


XL Sports XL FVZ SPRING SEASON 2025
Action Required

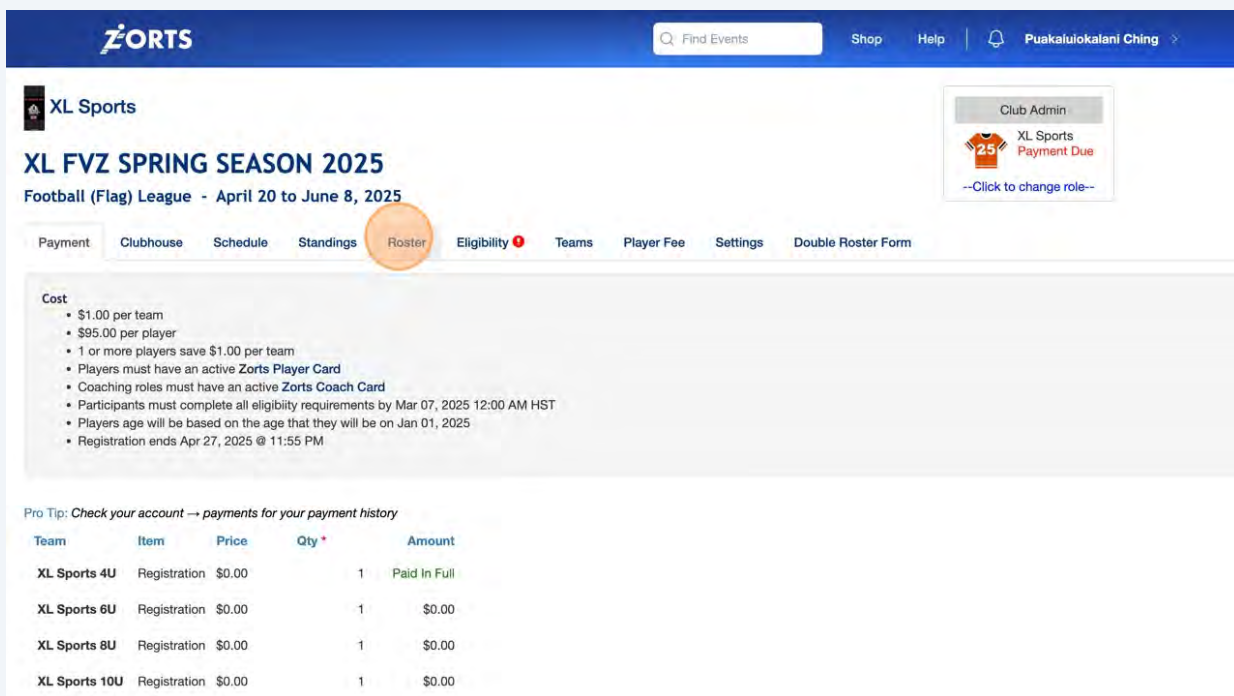
Top Stories [See all](#) →



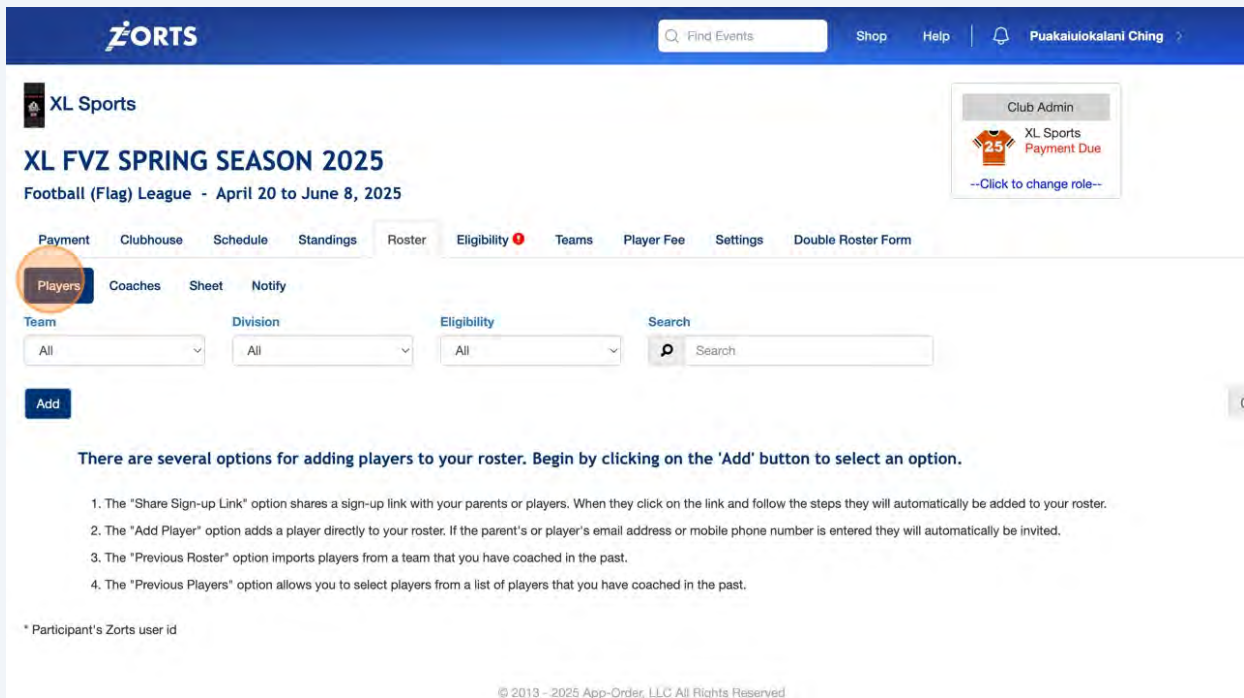
2 Click here.



3 Click "Roster"



4 Click "Players"



The screenshot shows the Zorts website interface for the 'XL Sports' club. The main header includes the Zorts logo, a search bar for events, and navigation links for Shop, Help, and a user profile for 'Puakaluokalani Ching'. Below the header, the page title is 'XL Sports' and the event is 'XL FVZ SPRING SEASON 2025 Football (Flag) League - April 20 to June 8, 2025'. A notification box in the top right corner indicates 'Club Admin' and 'XL Sports Payment Due' with a red '25' badge and a link to change the role. The navigation menu includes 'Payment', 'Clubhouse', 'Schedule', 'Standings', 'Roster', 'Eligibility', 'Teams', 'Player Fee', 'Settings', and 'Double Roster Form'. The 'Players' tab is highlighted with a blue background and a red circle. Below the navigation, there are dropdown menus for 'Team' (All), 'Division' (All), and 'Eligibility' (All), along with a search bar. An 'Add' button is visible below the filters. The main content area contains instructions on how to add players to the roster, starting with clicking the 'Add' button.

XL Sports

XL FVZ SPRING SEASON 2025

Football (Flag) League - April 20 to June 8, 2025

Club Admin
XL Sports
Payment Due
--Click to change role--

Payment Clubhouse Schedule Standings Roster Eligibility Teams Player Fee Settings Double Roster Form

Players Coaches Sheet Notify

Team Division Eligibility Search

All All All Search

Add

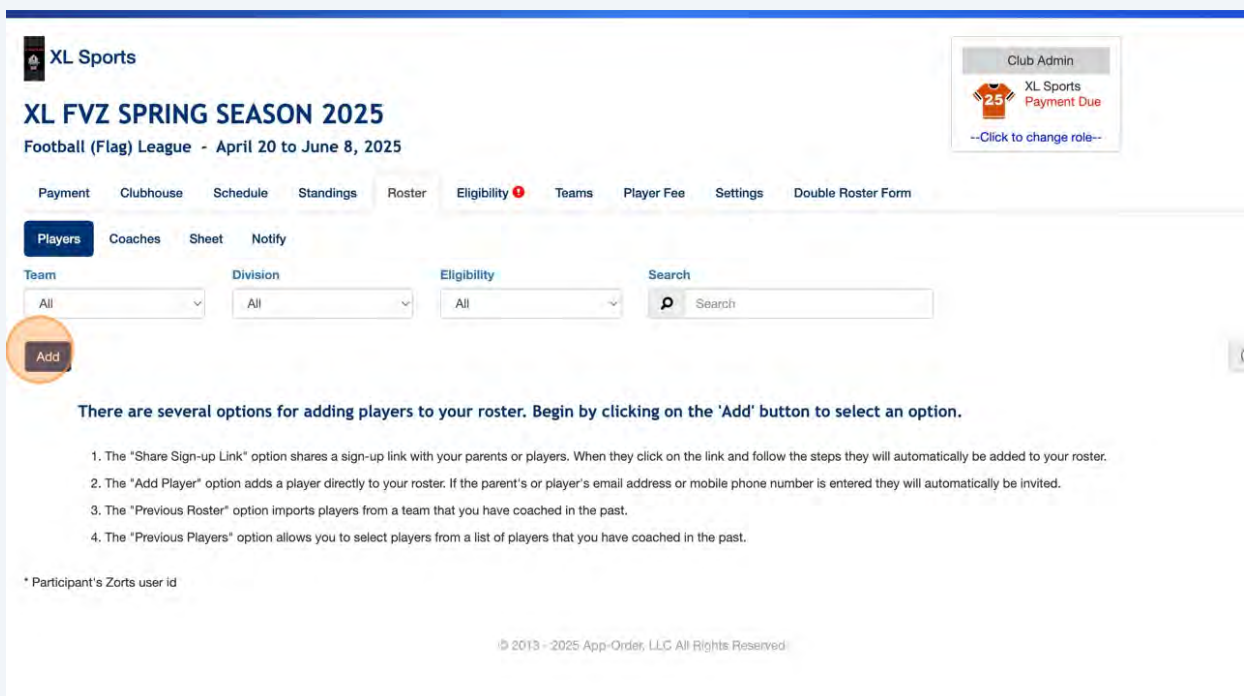
There are several options for adding players to your roster. Begin by clicking on the 'Add' button to select an option.

1. The "Share Sign-up Link" option shares a sign-up link with your parents or players. When they click on the link and follow the steps they will automatically be added to your roster.
2. The "Add Player" option adds a player directly to your roster. If the parent's or player's email address or mobile phone number is entered they will automatically be invited.
3. The "Previous Roster" option imports players from a team that you have coached in the past.
4. The "Previous Players" option allows you to select players from a list of players that you have coached in the past.

* Participant's Zorts user id

© 2013 - 2025 App-Order, LLC All Rights Reserved

5 Click "Add"



The screenshot shows the Zorts website interface for the 'XL Sports' club, identical to the previous one. The 'Add' button is highlighted with a red circle. The main content area contains instructions on how to add players to the roster, starting with clicking the 'Add' button.

XL Sports

XL FVZ SPRING SEASON 2025

Football (Flag) League - April 20 to June 8, 2025

Club Admin
XL Sports
Payment Due
--Click to change role--

Payment Clubhouse Schedule Standings Roster Eligibility Teams Player Fee Settings Double Roster Form

Players Coaches Sheet Notify

Team Division Eligibility Search

All All All Search

Add

There are several options for adding players to your roster. Begin by clicking on the 'Add' button to select an option.

1. The "Share Sign-up Link" option shares a sign-up link with your parents or players. When they click on the link and follow the steps they will automatically be added to your roster.
2. The "Add Player" option adds a player directly to your roster. If the parent's or player's email address or mobile phone number is entered they will automatically be invited.
3. The "Previous Roster" option imports players from a team that you have coached in the past.
4. The "Previous Players" option allows you to select players from a list of players that you have coached in the past.

* Participant's Zorts user id

© 2013 - 2025 App-Order, LLC All Rights Reserved

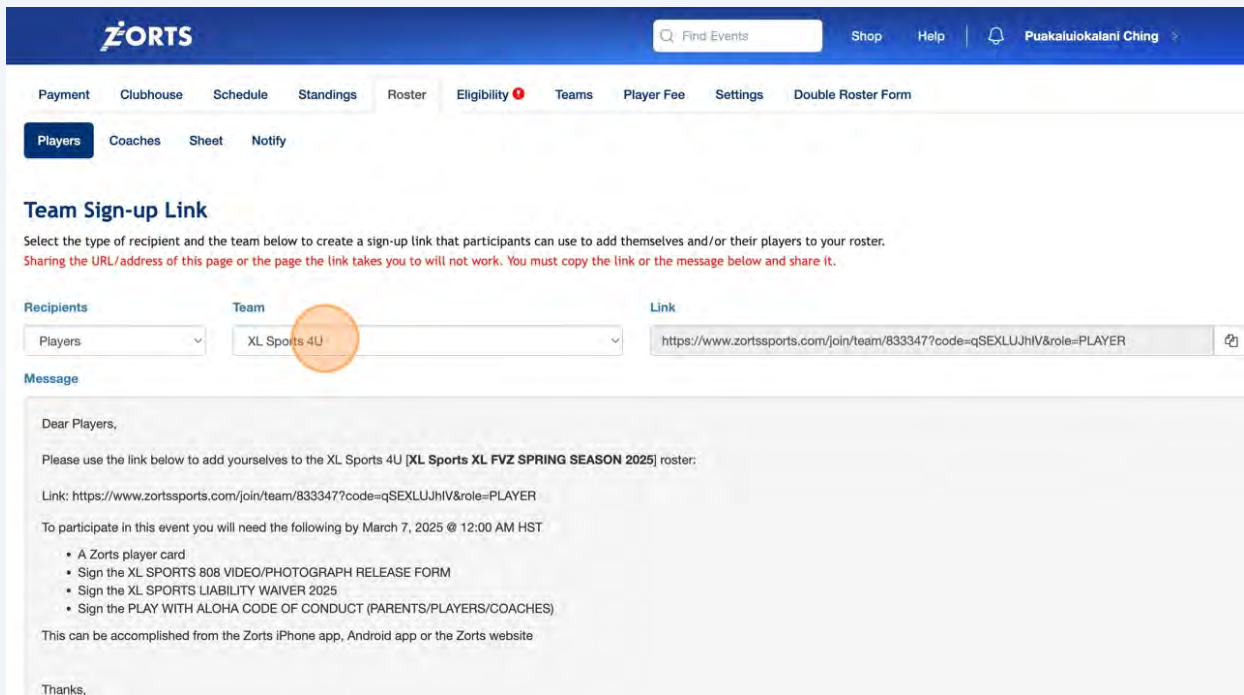
6 Click "Share Sign-up Link"

The screenshot shows the 'XL Sports' website interface for the 'XL FVZ SPRING SEASON 2025' Football (Flag) League. The navigation bar includes 'Payment', 'Clubhouse', 'Schedule', 'Standings', 'Roster', 'Eligibility', 'Teams', 'Player Fee', 'Settings', and 'Double Roster Form'. The 'Players' tab is selected. Below the navigation, there are filters for 'Team' (All), 'Division' (All), and 'Eligibility' (All), along with a search bar. A red circle highlights the 'Add' button, which has a dropdown menu open. The menu options are: 'Share Sign-up Link', 'Add Player', 'Previous Roster', 'Previous Players', and 'Help'. A text box explains the 'Share Sign-up Link' option: 'The "Share Sign-up Link" option shares a sign-up link with your parents or players. When they click on the link and follow the steps they will automatically be added to your roster. The "Add Player" option adds a player directly to your roster. If the parent's or player's email address or mobile phone number is entered they will automatically be invited. The "Previous Roster" option imports players from a team that you have coached in the past. The "Previous Players" option allows you to select players from a list of players that you have coached in the past. * Participant's Zorts user id. © 2013 - 2025 App-Ordi, LLC All Rights Reserved.

7 Select the "Players" option.

The screenshot shows the 'ZORTS' website interface for the 'XL Sports XL FVZ SPRING SEASON 2025' roster. The navigation bar includes 'Payment', 'Clubhouse', 'Schedule', 'Standings', 'Roster', 'Eligibility', 'Teams', 'Player Fee', 'Settings', and 'Double Roster Form'. The 'Players' tab is selected. Below the navigation, there is a 'Team Sign-up Link' section. It asks to 'Select the type of recipient and the team below to create a sign-up link that participants can use to add themselves and/or their players to your roster. Sharing the URL/address of this page or the page the link takes you to will not work. You must copy the link or the message below and share it.' The 'Recipients' dropdown is set to 'Players' (highlighted with a red circle), and the 'Team' dropdown is set to 'XL Sports 4U'. The 'Link' field contains the URL: <https://www.zortssports.com/join/team/833347?code=qSEXLUJhIV&role=PLAYER>. Below the form, there is a 'Message' section with the following text: 'Dear Players, Please use the link below to add yourselves to the XL Sports 4U [XL Sports XL FVZ SPRING SEASON 2025] roster: Link: https://www.zortssports.com/join/team/833347?code=qSEXLUJhIV&role=PLAYER To participate in this event you will need the following by March 7, 2025 @ 12:00 AM HST: • A Zorts player card • Sign the XL SPORTS 808 VIDEO/PHOTOGRAPH RELEASE FORM • Sign the XL SPORTS LIABILITY WAIVER 2025 • Sign the PLAY WITH ALOHA CODE OF CONDUCT (PARENTS/PLAYERS/COACHES) This can be accomplished from the Zorts iPhone app, Android app or the Zorts website Thanks,'

8 Click this dropdown.



ZORTS Find Events Shop Help Puakaluokalani Ching

Payment Clubhouse Schedule Standings Roster Eligibility Teams Player Fee Settings Double Roster Form

Players Coaches Sheet Notify

Team Sign-up Link

Select the type of recipient and the team below to create a sign-up link that participants can use to add themselves and/or their players to your roster. Sharing the URL/address of this page or the page the link takes you to will not work. You must copy the link or the message below and share it.

Recipients: Players Team: **XL Sports 4U** Link: <https://www.zortssports.com/join/team/833347?code=qSEXLUJhIV&role=PLAYER>

Message

Dear Players,

Please use the link below to add yourselves to the XL Sports 4U [XL Sports XL FVZ SPRING SEASON 2025] roster:

Link: <https://www.zortssports.com/join/team/833347?code=qSEXLUJhIV&role=PLAYER>

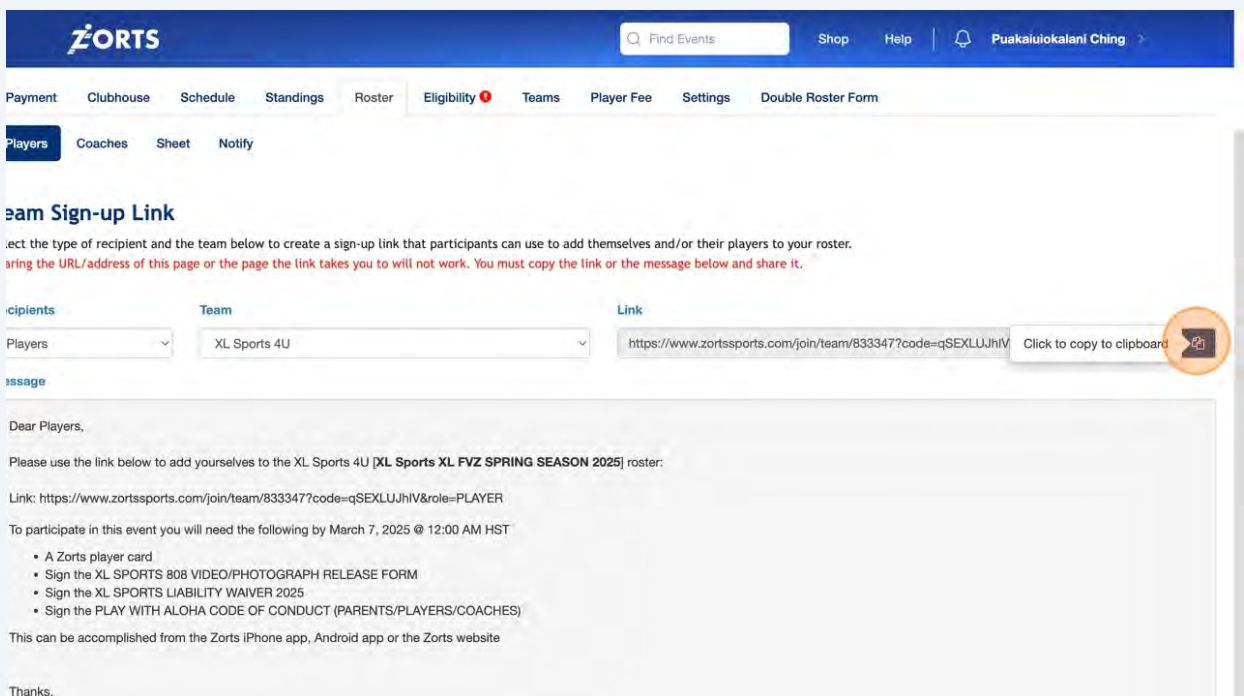
To participate in this event you will need the following by March 7, 2025 @ 12:00 AM HST

- A Zorts player card
- Sign the XL SPORTS 808 VIDEO/PHOTOGRAPH RELEASE FORM
- Sign the XL SPORTS LIABILITY WAIVER 2025
- Sign the PLAY WITH ALOHA CODE OF CONDUCT (PARENTS/PLAYERS/COACHES)

This can be accomplished from the Zorts iPhone app, Android app or the Zorts website

Thanks,

9 Click here.



ZORTS Find Events Shop Help Puakaluokalani Ching

Payment Clubhouse Schedule Standings Roster Eligibility Teams Player Fee Settings Double Roster Form

Players Coaches Sheet Notify

eam Sign-up Link

ect the type of recipient and the team below to create a sign-up link that participants can use to add themselves and/or their players to your roster. arning the URL/address of this page or the page the link takes you to will not work. You must copy the link or the message below and share it.

Recipients: Players Team: XL Sports 4U Link: <https://www.zortssports.com/join/team/833347?code=qSEXLUJhIV> Click to copy to clipboard

essage

Dear Players,

Please use the link below to add yourselves to the XL Sports 4U [XL Sports XL FVZ SPRING SEASON 2025] roster:

Link: <https://www.zortssports.com/join/team/833347?code=qSEXLUJhIV&role=PLAYER>

To participate in this event you will need the following by March 7, 2025 @ 12:00 AM HST

- A Zorts player card
- Sign the XL SPORTS 808 VIDEO/PHOTOGRAPH RELEASE FORM
- Sign the XL SPORTS LIABILITY WAIVER 2025
- Sign the PLAY WITH ALOHA CODE OF CONDUCT (PARENTS/PLAYERS/COACHES)

This can be accomplished from the Zorts iPhone app, Android app or the Zorts website

Thanks,

10

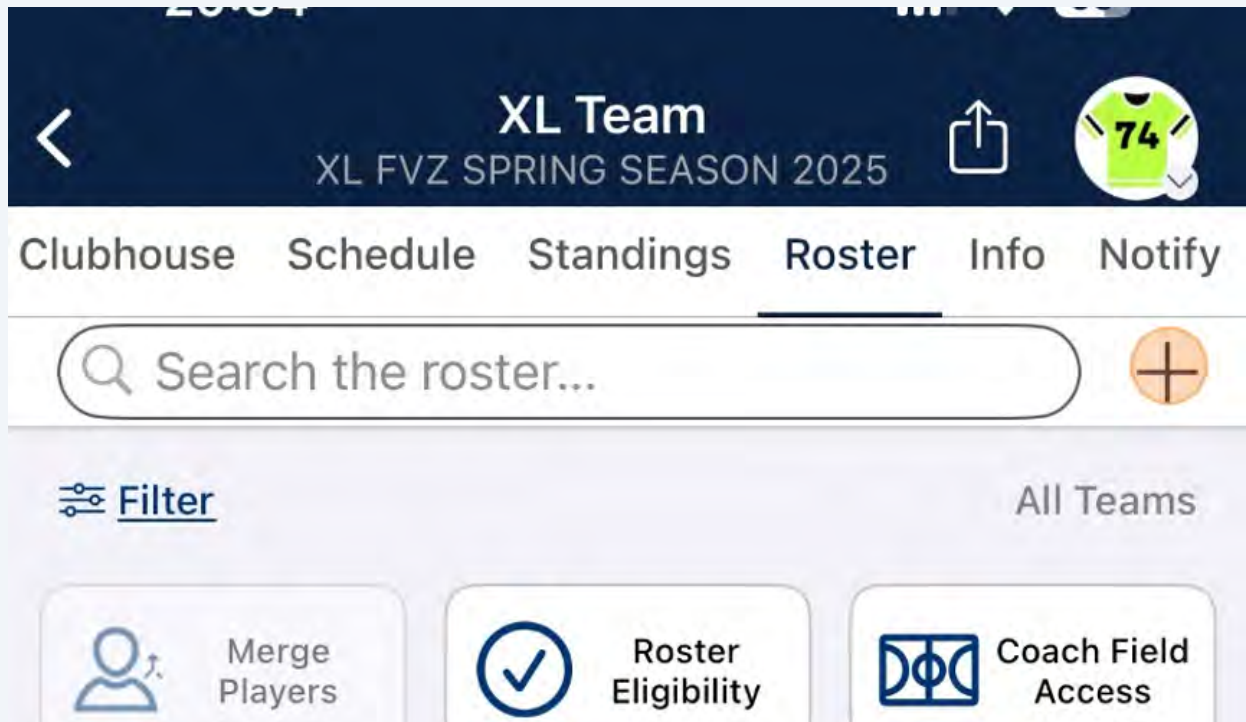
Email or Text copied players link to the parents for that specific team.

How to send shared team link via Zorts app

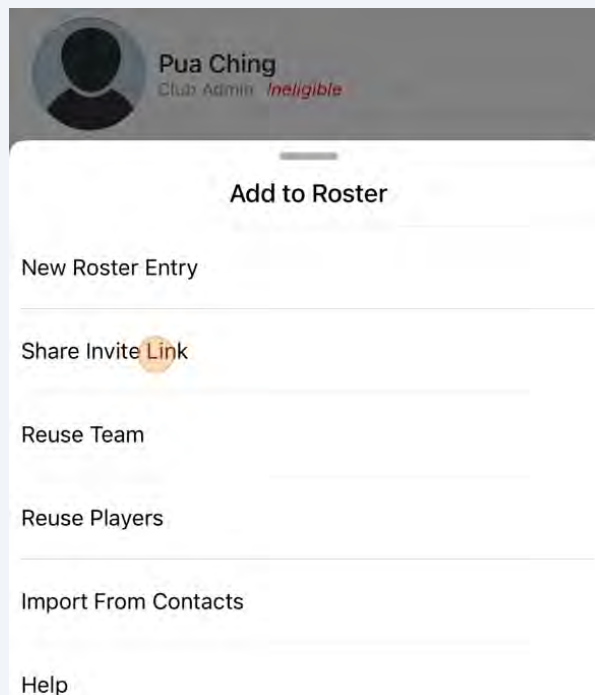
1 Click on "Roster"



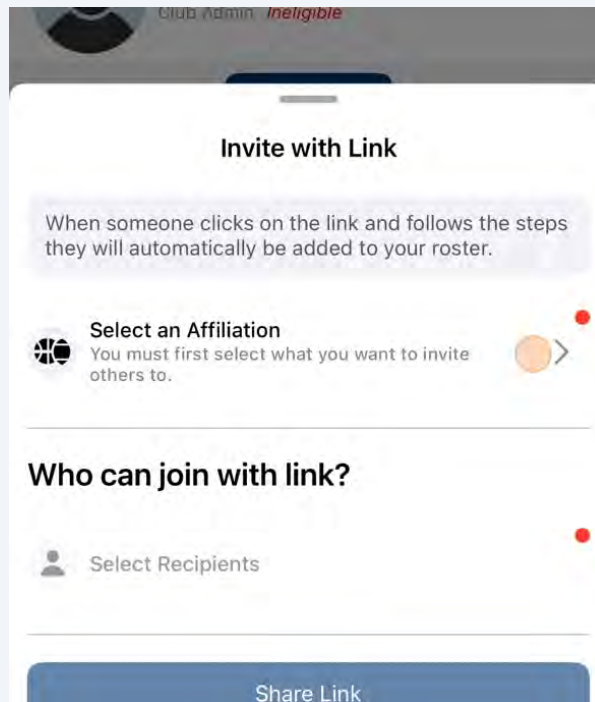
2 Click the + sign



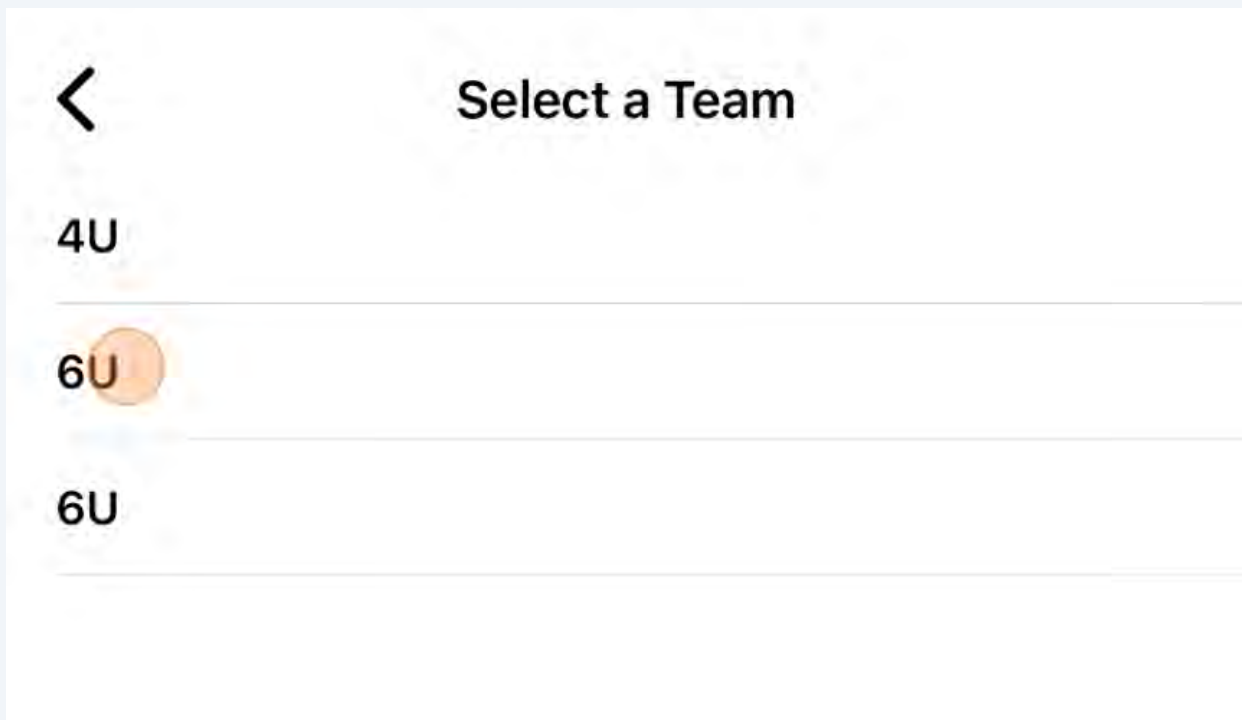
3 Click "share invite link"



4 Select an affiliation



5 Select your team



6 Select recipients



XL Team Red
6U



Who can join with link?



Select Recipients

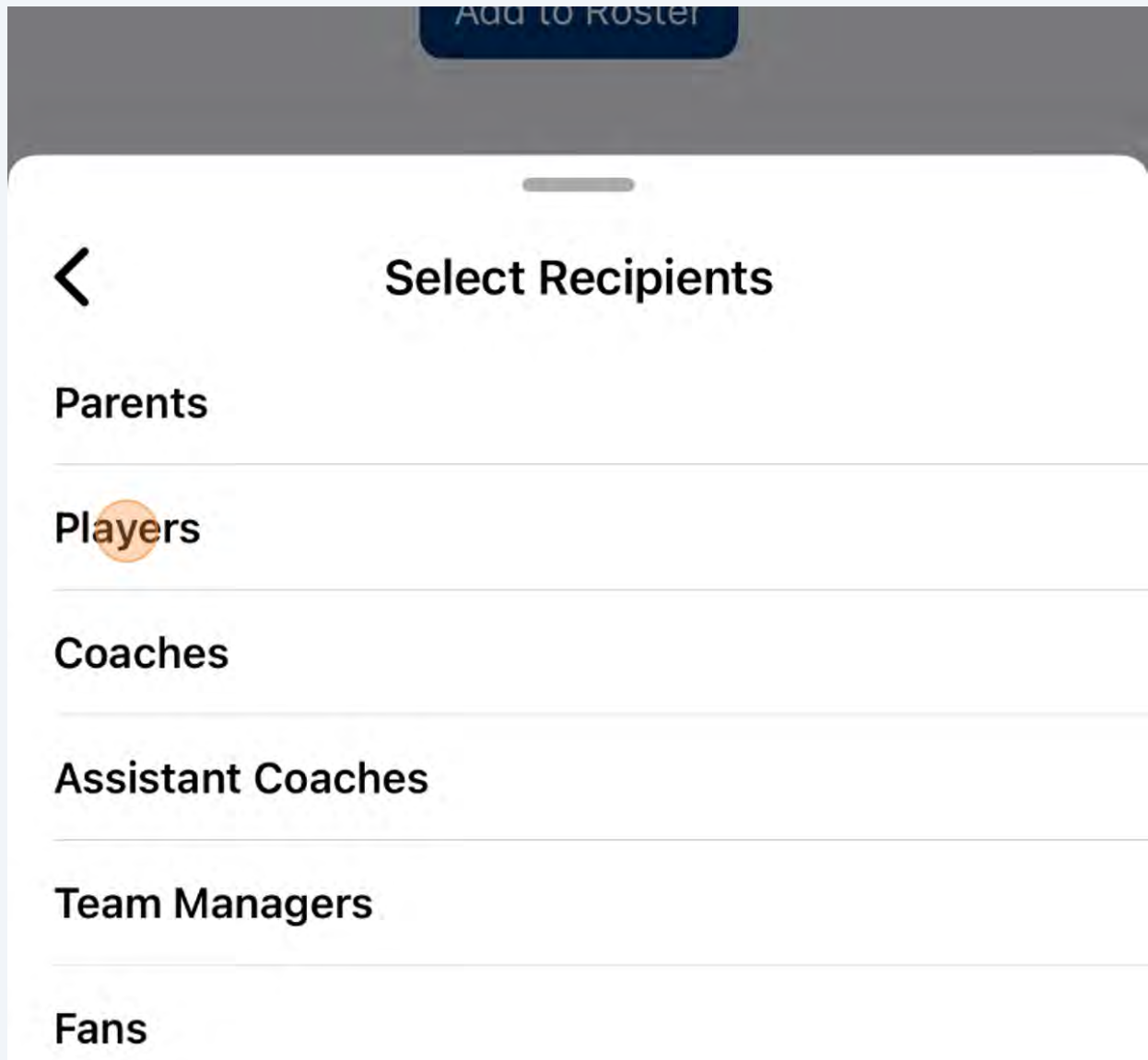


[Share Link](#)



7

Select players/coaches



8 Click "share link"

When someone clicks on the link and follows the steps they will automatically be added to your roster.



XL Team Red
6U



Who can join with link?



Players



[Share Link](#)



9 Click "copy"



AirDrop




Messages



Mail



Notes



J

Copy



New Quick Note



Save to Files



10 Send copied link to parents via text or email