



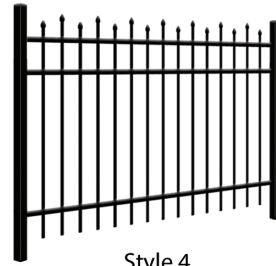
Style 1  
Pressed Point Picket Top




Style 2  
Smooth Top



Style 3  
Smooth Top With Pickets



Style 4  
Alternating Picket Top



Style 5  
Two Rail Smooth Top

### Residential Fence Section and Post Material Specifications


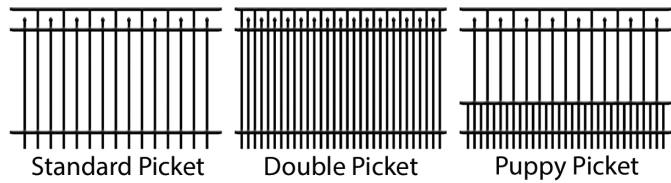
6063-T5 Aluminum Extrusions • Pickets: 5/8" Sq. x .050" Wall • Rails: 1" Sq. x .055" Wall  
Line/End/Corner Posts: 2" Sq. x .060" Wall • Gate Posts: 2" Sq. x .125" Wall • Post Installation :72-1/2" on Center  
AAMA 2604 TGIC Powder Coating • 410 Stainless Steel Screws with Cr6 Plating • 72" Length Sections  
Gates Construction: Welded Frame • Also Available In Commercial & Industrial Grades

### Available Colors

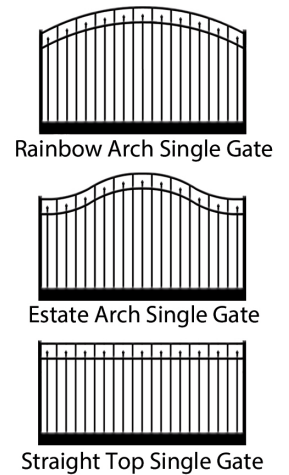
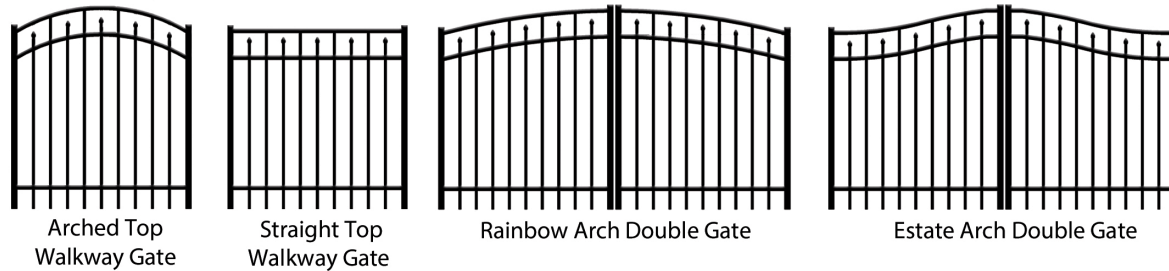


**Styles 1, 2, 3 & 4 Heights:** 36", 48", 54", 60" and 72" • Picket Configurations: Standard, Double & Puppy  
**Style 5 Heights:** 36", 48", 54" and 60" • Picket Configurations: Standard & Double

### Picket Configurations & Heights



Our Aluminum Gates are offered in all of the above Styles, Heights and Picket Configurations. Gates are available in Straight Top, Arched Top, Rainbow Arch and Estate Arch Tops in several widths. All Styles can be fabricated as Single or Double Gates.



### Styles 1 & 3

Standard Picket Design: 60" Flush Bottom & 72" • Double Picket Design: 48", 54", 60" & 72"

### Styles 2 & 4

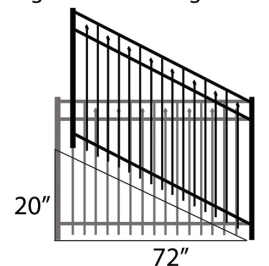
Standard Picket Design: 54" Flush Bottom, 60" & 72" • Double Picket Design: 48", 54", 60" & 72"

### Style 5

Standard Picket Design: 48", 54" & 60" • Double Picket Design: 48", 54" & 60"

### Hilly Terrain Installation

20" of racking on our 72" long section



**Manufacturer Guarantees** to the original purchaser a limited, nontransferable warranty. Aluminum products will be free from defects in workmanship and the AAMA 2604 powder coating will be free of cracks, chips and peeling. This warranty does not extend to damage caused by use other than that which the fence material has been designed for.