

| Model | Product Picture | Description |
|--------------------|---|---|
| Beam Lights | | |
| NC-B2001 |  | <p>Top Sharpy Beam 200W 5R Voltage: AC90-240V, 50/60Hz Power Consumption: 300 Watt Lamp: 200Watt Philips platinum 5R Color Temperature: 8000K 20 DMX Channels Lens : 3-layer optic glass lens 17 Gobos + White, double rotation rainbow effect, shake function 14 color+white,single rotation rainbow effect, two models changing(Full color and half color operating) With color offset adjustment function Modes: DMX512/WDMX 3in/5in XLR base/Master-slave / Sound / Stand-alone / Auto Pan 540 degree and Tilt 270 degree Dimension: 45 x 41 x 51 cm Weight: 18 KGs</p> |
| NC-B2301 |  | <p>Top Sharpy Beam 230W 7R Voltage: AC90-240V, 50/60Hz Power Consumption: 350 Watt Lamp: 230Watt Osram platinum 7R Color Temperature: 8000K 20 DMX Channels Lens : 3-layer optic glass lens 17 Gobos + White, double rotation rainbow effect, shake function 14 color+white,single rotation rainbow effect, two models changing(Full color and half color operating) With color offset adjustment function Modes: DMX512/WDMX 3in/5in XLR base/Master-slave / Sound / Stand-alone / Auto Pan 540 degree and Tilt 270 degree Dimension: 45 x 41 x 51 cm Weight: 18 KGs</p> |
| |  | <p>Road Case fit 2 Beam 200W / 230W lights. center space for cables and clamps</p> |
| NC-B2801 |  | <p>280W Moving Head 10R (Spot + Beam + Wash) Power Consumption: 400 Watt Lamp: OSRAM HRI 280W 10R Average Lifespan: 2200Hrs Color wheel: 13 dichroic filters + white Rotating Gobo Wheel, with 9 bidirectional and indexable gobos Static Gobo wheel with 14 fixed gobos Prism 1: 8-facet circular prism rotating in both directions at different speeds Prism 2: 6-facet linear prism rotating in both directions at different speeds Zoom: parallel beam angel 2.5°-20° change Strobe : Double lens strobe (0.5-9 times/ second) Channel : 16 CHs / 24 CHs, Lamp on/off by</p> |

| | | |
|------------------------|---|--|
| <p>NC-B3501</p> |  | <p>350W Moving Head 17R (Spot + Beam + Wash) Power Consumption: 420 Watt Lamp: YODN 17R 350w Average Lifespan: 2200Hrs Color wheel: 13 dichroic filters + white Rotating Gobo Wheel, with 9 bidirectional and indexable gobos Static Gobo wheel with 14 fixed gobos Prism 1: 8-facet circular prism rotating in both directions at different speeds Prism 2: 6-facet linear prism rotating in both directions at different speeds Zoom: parallel beam angel 2.5°-20° change Strobe : Double lens strobe (0.5-9 times/ second) Channel : 16 CHs / 24 CHs, Lamp on/off by</p> |
| <p>NC- B25</p> |  | <p>LED Super Beam Voltage: AC90-240V, 50/60Hz Power Consumption: 130 Watt 4 x 25W Super bright White LEDs Modes: Auto, Sound active, DMX , master/slave 15 DMX Channels Beam Angles:Linear 5° ~ 40° (16-bit) Strobe: 1-25Hz/Second with various stroboscopic Dimmer: 16 bit dimming system Pan: 540°+ fine Tilt: 250°+ fine Color: RGB, colorful and symmetrical, with running water effect</p> |
| <p>NC- B36</p> |  | <p>LED Beam 36 Voltage: AC90-240V, 50/60Hz Power Consumption: 200 Watt 36 x 3W CREE LEDs Modes: Auto, Sound active, DMX , master/slave 15 DMX Channels Beam Angles:Linear 12° ~ 34° (16-bit) Double-plate dimmer Focus : Linear focus(16bit) Smooth electronic dimming: 0-100% Super compact, low weight Dimension: 33 x 34 x 36 cm Weight: 5.7 Kg</p> |
| <p>NC- B12</p> |  | <p>LED Beam 12 Voltage: AC90-240V, 50/60Hz Power consumption: 150 Watt 12 x 12 Watt 4-in-1 (RGBW) LEDs (Quad - Color) Modes: Auto, Sound active, DMX , master/slave 15 DMX Channels 540 degree pan and 270 degree tilt Lux: 4200@5m Beam Angles: 13.5° Electronic dimming: 0-100% Dimension: 53 x 34 x 36 cm Weight: 5.7 Kg</p> |

| | | |
|------------------------|---|--|
| <p>NC- B121</p> |  | <p>LED Beam Flower Voltage: AC90-240V, 50/60Hz Power consumption: 150 Watt 12 x 12 Watt 4-in-1 (RGBW) CREE LEDs Modes: Auto, Sound active, DMX , master/slave 18 DMX Channels 540 degree pan and 270 degree tilt Function: seven color beam and flower effect. many amazing effect Electronic dimming: 0-100% Dimension: 32 x 25 x 45.5 cm Weight: 5.5 Kg</p> |
| <p>NC-B19Z</p> |  | <p>LED ZOOM Beam 19 Voltage: AC90-240V, 50/60Hz Power consumption: 250 Watt 19 x 12W RGBW 4-in-1 LEDs Modes: DMX512/Master-slave/Auto/Sound 16 / 24 DMX Channels ZOOM: 3 ZOOM motors work together with the same step Strobe: 1-25 times/second Pan: 540 degree with 16bit rotate Tilt: 270 degree with 16bit rotate Beam angle: 8-50 degrees Color: RGBW infinite mixture Dimmer: 0-100% linear dimming system Function: With LED shutter, scan position memory and auto reposition LED by circle to create better rainbow effect and with much function</p> |
| <p>NC-B19A</p> |  | <p>LED Big eye 19 Voltage: AC90-240V, 50/60Hz Power consumption: 250 Watt 19 x 12W RGBW 4-in-1 LEDs Modes: DMX512/Master-slave/Auto/Sound 18 DMX Channels Beam angle: 6 degree Pan: 540° speed controllable Tilt: 205° speed controllable Lamp board plate can rotate continuous 360° to make amazing effect, Speed controllable Built-in with 85 static effects and 85 dynamic effects, multiple built-in programs Special LENS, unique design to make amazing effect</p> |

| | | |
|-----------------------|---|---|
| <p>NC-B19C</p> |  | <p>LED Big eye 19 Zoom Voltage: AC90-240V, 50/60Hz Power consumption: 450 Watt 19 x 15W high power RGBW 4-in-1 LEDs Modes: DMX512/Master-slave/Auto/Sound 21 / 23 / 35 / 78 / 97 / 99 DMX Channels Zoom: 4-60° Pan: 540°+16bit fine Tilt: 270°+16bit fine Each LED can be controlled individually. With unique honeycomb designed lens The front lens can rotate without limitation in forward and reverse direction to create amazing effects Can be used as beam, wash or effect light use Fast Pan and Tilt movement with 3 phase motors</p> |
| <p>NC-B7A</p> |  | <p>Mini B-eye 7 7 x 10W CREE White LEDs 19 DMX Channels Beam angle: 5-40° Strobe: 1-25 Hz Dimmer: 0-100% linear dimmer Color: 6 colors+open Control: DMX512/Master-slave/Auto/Sound Strong beam light effect, beam angle is optional, beam light with macro effect Each bulb is controllable</p> |
| <p>NC- B7</p> |  | <p>LED Beam 7 Voltage: AC90-240V, 50/60Hz Power consumption: 120 Watt 7 x 12 Watt 4-in-1 OSRAM LEDs (Quad - Color) Modes: Auto, Sound active, DMX , master/slave 15 DMX Channels 540 degree pan and 270 degree tilt Beam Angles: 13.5° Electronic dimming: 0-100% Dimension: 53 x 34 x 36 cm Weight: 5.7 Kg</p> |
| <p>NC-B6</p> |  | <p>Mini B-eye 6 6 x 12W RGBW 4in1 LEDs 16 DMX Channels Beam angle: 5-60° Strobe: 1-25 Hz Dimmer: 0-100% linear dimmer Color: 6 colors+open Control: DMX512/Master-slave/Auto/Sound Strong beam light effect, beam angle is optional, beam light with macro effect Each bulb is controllable</p> |

| | | |
|-----------------------|---|--|
| <p>NC- B18</p> |  | <p>LED Beam 18 18 x 3W RGB LEDs (R6, G6, B6) 8 or 13 DMX Channels Modes: Auto, Sound active, DMX , master/slave RGB Color Mixing Perfect Beam effect Dimension: 17.5 x 17.5 x 26 cm Weight: 3.5 Kg</p> |
| <p>NC- B10</p> |  | <p>LED Beam 10 1x 12W RGBW 4in1 Cree LED 11 or 13 DMX Channels Modes: Auto, Sound active, DMX , master/slave Perfect Beam effect Dimension: 22 x 16 x 22 cm Weight: 2 Kg</p> |
| <p>NC-B44</p> |  | <p>LED Dual Moving Beam RGBW 8 x 12W RGBW 4in1 CREE LEDs 14 / 16 / 18 / 42 DMX Channels Play Mode: Auto, Sound, DMX, Master/Slave Danamic multi-beam effects Perfect RGBW color Mixing</p> |
| <p>NC-B45</p> |  | <p>LED Dual Moving Beam RGBW 8 x 12W RGBW 4in1 CREE LEDs 11 / 37 DMX Channels Play Mode: Auto, Sound, DMX, Master/Slave Danamic multi-beam effects Perfect RGBW color Mixing X/Y Moving beam function</p> |
| <p>NC-B33</p> |  | <p>Center LED Moving Beam RGBW 9 x 12W RGBW 4in1 CREE LEDs 12 / 43 DMX Channels Play Mode: Auto, Sound, DMX, Master/Slave Danamic multi-beam effects Perfect RGBW color Mixing X/Y Moving beam function</p> |
| <p>NC-B16</p> |  | <p>LED Fantastic Roller Beam 16 x 25W RGBW 4in1 LEDs 18 / 30 / 82 DMX Channels Play Mode: Auto, Sound, DMX, Master/Slave Pan: Unlimited+16 bit fine Tilt: Unlimited+16 bit fine Beam angle: 3° Dimmer: 0-100% linear dimming Strobe: 0-25 Hz Each LED controllable individually to bring more options designing Super fast unlimited Pan/Tilt movement to bring more dynamic effect. The excellent beam and effect light for big event and high level club, bar, etc</p> |

| | | |
|-----------------------|---|---|
| <p>NC- B8</p> |  | <p>LED Beam 8 8 x 12W RGBW 4in1 CREE LEDs 9 or 38 DMX Channels Modes: Auto, Sound active, DMX , master/slave Perfect Beam effect Dimension: 108 x 8 x 13 cm Weight: 7.3 Kg</p> |
| <p>NC- B8W</p> |  | <p>LED Beam 8 White 8 x 10W White CREE LEDs 5 or 14 DMX Channels Modes: Auto, Sound active, DMX , master/slave Perfect Beam effect Dimension: 108 x 8 x 13 cm Weight: 7.3 Kg</p> |

LED Moving Head Wash Lights






| | | |
|-----------------------|---|---|
| <p>NC-L18F</p> |  | <p>Quad Wash 7 Voltage: AC90-240V, 50/60Hz Power consumption: 75 Watt 7 x 12 Watt 4-in-1 RGBW LEDs 9 or 14 DMX Channels RGBW color mixing Built-in programs/color macros via master/slave or DMX Sound Active in standalone or DMX Compact and lightweight Dimension: 17.5 x 17.5 x 24 cm Weight: 3.5 KGs</p> |
| <p>NC-L18S</p> |  | <p>6in1 Wash 7 Voltage: AC90-240V, 50/60Hz Power consumption: 75 Watt 7 x 18 Watt 6-in-1 RGBWA+UV LEDs 10 or 15 DMX Channels RGBWAUV color mixing Built-in programs/color macros via master/slave or DMX Sound Active in standalone or DMX Compact and lightweight Dimension: 17.5 x 17.5 x 24 cm Weight: 3.5 KGs</p> |
| <p>NC-L18A</p> |  | <p>Mini Wash 18 Voltage: AC90-240V, 50/60Hz 18 x 3W LEDs(6 Red, 6 Green,6 Blue) 50,000 hrs Modes: Auto (fast and slow), sound active, DMX and master/slave 8 or 13 DMX Channels Auto mode uses 16 preset color combinations Pan and tilt angle percentage control Power consumption 90 watts Dimension: 17.5 x 17.5 x 24 cm Weight: 3.5 KGs</p> |

| | | |
|------------------------|---|--|
| <p>NC-L241</p> |  | <p>Double Side Wash Voltage: AC90-240V, 50/60Hz 4 x 12 Watt 4-in-1 RGBW LEDs + 1 x 10W Cree LED 15 or 21 DMX Channels RGBW color mixing Built-in programs/color macros via master/slave or DMX Sound Active in standalone or DMX Compact and lightweight Dimension: 16 x 14.5 x 23 cm</p> |
| <p>NC-L108A</p> |  | <p>LED Wash 108 Voltage: AC90-240V, 50/60Hz 108 x 3W LEDs (RGB + White) Extremely Long Life: 100,000 hrs and low power consumption Modes: Auto, Sound active, DMX , master/slave 12 DMX Channels 540 degree pan and 270 degree tilt Excellent color mixing and rainbow effect RDMX:remote DMX addressing, lamp on/off,Sound control switch by controller Low Noise! Dimension: 46 x 33.5 x 38.5cm Weight: 11 Kg</p> |
| <p>NC-LF 36</p> |  | <p>Quad Wash 36 Voltage: AC90-240V, 50/60Hz 36 x 12W 4-in-1 RGBW Leds Extremely Long Life: 100,000 hrs and low power consumption Modes: Auto, Sound active, DMX , master/slave 12 DMX Channels 540 degree pan and 270 degree tilt Excellent color mixing and rainbow effect RDMX:remote DMX addressing, lamp on/off,Sound control switch by controller Dimension: 46 x 33.5 x 38.5cm Weight: 11 Kg</p> |
| <p>NC-LZ 36</p> |  | <p>Quad Wash 360 Zoom Voltage: AC90-240V, 50/60Hz 36 x 12 Watt 4-in-1 (RGBW) LEDs (Quad - Color) Extremely Long Life: 100,000 hrs and low power consumption Modes: Auto, Sound active, DMX , master/slave 14 DMX Channels, with Zoom function High speed of pan / tilt movement General dimming and blackout for all four colors RDMX:remote DMX addressing, lamp on/off,Sound control switch by controller Dimension: 46 x 33.5 x 38.5cm Weight: 11 Kg</p> |

| | | |
|------------------------------------|---|---|
| NC-LZ 365 |  | <p>5IN1 Wash 3615 Zoom Voltage: AC90-240V, 50/60Hz 36 x 15 Watt 5-in-1 (RGBWA) LEDs Extremely Long Life: 100,000 hrs and low power consumption Modes: Auto, Sound active, DMX , master/slave 18 DMX Channels, with Zoom function High speed of pan / tilt movement General dimming and blackout for all four colors RDMX:remote DMX addressing, lamp on/off,Sound control switch by controller Dimension: 46 x 33.5 x 38.5cm Weight: 11 Kg</p> |
| NC-LZ 366 |  | <p>6IN1 Wash 3615 Zoom Voltage: AC90-240V, 50/60Hz 36 x 18 Watt 6-in-1 (RGBWA + UV) LEDs Extremely Long Life: 100,000 hrs and low power consumption Modes: Auto, Sound active, DMX , master/slave 19 DMX Channels, with Zoom function High speed of pan / tilt movement General dimming and blackout for all four colors RDMX:remote DMX addressing, lamp on/off,Sound control switch by controller Dimension: 46 x 33.5 x 38.5cm Weight: 11 Kg</p> |
| NC-L9M |  | <p>3 x 3 Matrix LED Moving Head Wash Light Voltage: AC100-240V 50/60 Hz Power consumption :115 W LED: 9 x 12W RGBW 4-in-1 CREE LEDs DMX channel:13/48 channels Modes: DMX512 /Master-Slave /Auto run LCD display Weight: 8 KGs Dimension: 27 x 15 x 40cm</p> |
| NC-L25M |  | <p>5 x 5 Matrix LED Moving Head Light 25 x 12W RGBW 4-in-1 CREE LEDs Modes: DMX512 /Master-Slave /Auto run 19 /29 / 117 DMX Channels Pan: Unlimited+16 bit fine Tilt: Unlimited+16 bit fine Beam angle: 7° Each LED controllable individually to bring more options designing Super low noise with as many as 117 channels to bring an unprecedented experience</p> |
| LED Moving Head Spot Lights | | |
| NC-L10A |  | <p>LED Spot 10 Voltage: AC90-240V, 50/60Hz Power consumption :22 W Output LUX :Max 1700 LUX at 3 meters LED:1PCS 10W high power white CREE LED DMX channel: 9 /11 Channels Pan: 540degree, Tilt: 180degree Control mode:DMX512/Master-Slave/Auto run/sound Color wheel: 7 color + white ,rainbow effect Gobo wheel: 7 gobo +open, gobo effect, gobo shake 8 internal program , sound mode can control by DMX Beam angle:13 degree Dimension: 16 x 15 x 25 cm</p> |

| | | |
|-----------------------|---|--|
| <p>NC-L30A</p> |  | <p>LED Spot 30 Voltage: AC90-240V, 50/60Hz Power consumption :40 W LED:1PCS 30W high power white LED DMX channel: 9 /11 Channels Pan: 540degree, Tilt: 180degree Control mode:DMX512/Master-Slave/Auto run/sound Color wheel: 7 color + white ,rainbow effect Gobo wheel: 7 gobo +open, gobo effect, gobo shake 8 internal program , sound mode can control by DMX Beam angle:13 degree Dimension: 16 x 15 x 25 cm</p> |
| <p>NC-L40A</p> |  | <p>LED Spot 40 Voltage: AC90-240V, 50/60Hz LED: 40 Watt White LED 10CH / 12CH DMX Channels Color: 9 colors+open, with rainbow effect Gobo: 11 static gobes+open Beam angle: 8 degree Color Temperature: 6800K 540 degree pan and 270 degree tilt Dimmer: linearly 0~100% Strobe: 1~20HZ, or pulse mode strobe Prism: 3 facet rotation prism Dimension: 23 x 15 x 33 cm Weight: 5 KGs</p> |
| <p>NC-L60A</p> |  | <p>LED Spot 60 Voltage: AC90-240V, 50/60Hz LED: 60 Watt White LED 8CH / 10CH DMX Channels Color: 7 Colors + White Gobo: 7 metal Gobos Beam angle: 12 degree / 18 degree 540 degree pan and 180 degree tilt Dimmer: linearly 0~100% Strobe: 1~20HZ, or pulse mode strobe Dimension: 16 x 15 x 25 cm Weight: 2.5 KGs</p> |
| <p>NC-L90B</p> |  | <p>LED Spot 90 Voltage: AC90-240V, 50/60Hz Luminus 90 Watt White LED 50,000 hrs Power Consumption: 120 Watt Color Wheel: 7 Color + white Static Gobo Wheel: 8 Gobo + open Rotating Gobo Wheel: 7 Gobo + open Prism: 1 rotating 3- facet prism 16 DMX channels Dimensions: 45 x 33 x 26 cm Weight: 8 KGs</p> |

| | | |
|-----------------------|---|---|
| NC-L150B |  | <p>LED Spot 150 Voltage: AC90-240V, 50/60Hz LED: 150 Watt White Beam Angle 15°, focus function Prism: 3-facet Prism, bi-directionally rotatable at variable speeds Color Wheel: 7 colors +white, rotation with variable direction and speed 1 static Gobo Wheel: 8 gobos +white, wheel rotation and shake 1 Rotation Gobo Wheel: 6 gobos +white, wheel rotation and shake 16/14/12/10 DMX Channels USITT DMX-512 Dimension: 27 x 27 x 470cm Weight: 11 KGs</p> |
| NC-L300A |  | <p>LED Spot 300 Voltage: AC90-240V, 50/60Hz LED: 300 Watt White LED 14CH / 16CH DMX Channels Color: 8 colors+open, with rainbow effect Gobo: 8 gobes+open, with rotation and running water effect Beam angle: 16 degree Color Temperature: 6800K 540 degree pan and 270 degree tilt Dimmer: linearly 0~100% Strobe: 1~20HZ, or pulse mode strobe Prism: 3 and 5 facet rotation prism and linear prism Dimension: 30 x 20 x 49 cm Weight: 14 KGs</p> |
| LED Par Lights | | |
| NC-CP01 |  | <p>COB Par Light Voltage: 90-240V/50-60HZ LEDs: 100W Warm White COB LED control : 6 DMX Channels power: 130 W Dimension: 24.5 x 24.5 x 34cm Weight: 4 Kg</p> |
| NC-L7 F |  | <p>Mini Par 7 Quad Voltage: AC90-240V 50/60Hz Power: 85W LEDs: 7 x 12W 4-IN-1 RGBW LEDs 8 DMX Channels Dimension: 14 x 14 x 20 cm Weight: 2 Kg</p> |
| NC-L15F |  | <p>LED Par 1812 QUAD Voltage: 90-240V/50-60HZ Power: 216 Watt 18 x 12W 4-IN-1 RGBW LEDs control : 8 DMX Channels Dimension: 24.5 x 24.5 x 34cm Weight: 4.8 Kg</p> |

| | | |
|----------|---|--|
| NC-L155 |  | <p>LED Par 1815 5in1 Voltage: 90-240V/50-60HZ Power: 270 Watt 18 x 15W 5-IN-1 RGBWA LEDs control : 9 DMX Channels Dimension: 24.5 x 24.5 x 34cm Weight: 4.8 Kg</p> |
| NC-L156 |  | <p>LED Par 1818 6in1 Voltage: 90-240V/50-60HZ Power: 330 Watt 18 x 18W 6-IN-1 RGBWA+UV LEDs control : 10 DMX Channels Dimension: 24.5 x 24.5 x 34cm Weight: 4.8 Kg</p> |
| NC-L15 |  | <p>Cast-aluminium LED Par64 Voltage: 90-240V/50-60HZ LEDs: 36 x 3W RGB LEDs control : 6 DMX Channels power: 108 W Dimension: 24.5 x 24.5 x 34cm Weight: 5Kg</p> |
| NC-L153 |  | <p>Cast-aluminium LED Par64 Voltage: 90-240V/50-60HZ LEDs: 54 x 3W RGBW LEDs control : 7 DMX Channels power: 162 W Dimension: 24.5 x 24.5 x 34cm Weight: 5.5 Kg</p> |
| NC-L153T |  | <p>Tri Color LED Par Light Voltage: 90-240V/50-60HZ LEDs: 54 x 3W RGB 3in1 Tri color LEDs control : 7 DMX Channels power: 162 W Dimension: 24.5 x 24.5 x 34cm Weight: 5.5 Kg</p> |
| NC-L723 |  | <p>LED Par 72 Voltage: 90-240V/50-60HZ LEDs: 72 x 3W RGBW LEDs control : 7 DMX Channels power: 216 W Dimension: 27 x 27 x 34cm Weight: 7 Kg</p> |
| NC-L1203 |  | <p>LED Par 120 Voltage: 90-240V/50-60HZ LED: 120 x 3Watt RGBW LEDs Control mode: DMX, Auto, master/ slave, Sound active control : 8 DMX Channels power: 450 W Fuse: 5A Dimension: 31 x 31 x 42cm</p> |

| | | |
|----------|---|---|
| NC-L154 |  | King Par 543 Water-proof Voltage: 90-240V/50-60HZ LED:54 x 3W RGBW LED control : 8 DMX Channels power: 165 W Dimension: 24.5 x 24.5 x 34cm Weight: 8 Kg |
| NC-L154T |  | King Par 54 Tri Water-proof Voltage: 90-240V/50-60HZ LED:54 x 3W 3in1 RGB Tri color LEDs control : 8 DMX Channels power: 165 W Dimension: 24.5 x 24.5 x 34cm Weight: 8 Kg |
| NC-L154F |  | King Par 1812 QUAD Water-proof Voltage: 90-240V/50-60HZ LEDs: 18 x 12W 4-IN-1RGBW LEDs control : 8 DMX Channels power: 200 W Dimension: 24.5 x 24.5 x 34cm Weight: 6 Kg |
| NC-L1546 |  | King Par 1818 Water-proof Voltage: 90-240V/50-60HZ LEDs: 18 x 18W 6-IN-1 RGBWA + UV LEDs control : 10 DMX Channels power: 330 W Dimension: 24.5 x 24.5 x 34cm Weight: 8 Kg |
| NC-L245F |  | King Par 2451 Water-proof Voltage: 90-240V/50-60HZ LEDs: 24 x 15W 5-IN-1 RGBWA LEDs control : 9 DMX Channels Dimension: 24.5 x 24.5 x 34cm Weight: 8 Kg |
| NC-LS 18 |  | Flat Par 181 Voltage: AC90-240V 50/60Hz Power: 18W 18 x 1W RGB LEDs (6 Red, 6 Green, 6 Blue) 6 DMX Channels Dimension: 31 x 25 x 8CM Weight: 1.5 Kg |
| NC-LS 36 |  | Flat Par 36 Voltage: AC90-240V 50/60Hz Power: 40W 36 x 1W RGB LEDs 7 DMX Channels Dimension: 31 x 25 x 8CM Weight: 1.5 Kg |

| | | |
|-----------|---|--|
| NC-LF54 |  | <p>Flat Par 542 Voltage: AC90-240V 50/60Hz Power: 60W LEDs: 54 x 1W RGBW LEDs 8 DMX Channels Dimension: 21 x 21 x 11 cm Weight: 1.5 Kg</p> |
| NC-LS54 |  | <p>Flat Par 541 Voltage: AC90-240V 50/60Hz Power: 60W LEDs: 54 x 1W RGBW LEDs 8 DMX Channels Dimension: 20 x 20 x 13 cm Weight: 1.5 Kg</p> |
| NC-LF 9 |  | <p>Quad Flat 9 Voltage: AC90-240V 50/60Hz Power: 90W 9 x 12W 4-IN-1 RGBW LEDs (Quad- color) 8 DMX Channels Dimension: 31 x 25 x 8CM Weight: 2 Kg</p> |
| NC-L916 |  | <p>6in1 Flat 9 Voltage: AC90-240V 50/60Hz Power: 135W 9 x 18W 6-IN-1 RGBWA + UV LEDs 10 DMX Channels Dimension: 31 x 25 x 8CM Weight: 2 Kg</p> |
| NC-LF 18 |  | <p>Quad Flat 18 Voltage: AC90-240V 50/60Hz Power: 180W LEDs: 18 X 12W 4-IN-1 RGBW LEDs 8 DMX Channels Dimension: 31 x 25 x 8CM Weight: 2 Kg</p> |
| NC-LB 96 |  | <p>6 IN 1 Flat 9 Battery & Wireless Voltage: AC90-240V 50/60Hz Power: 135W LEDs: 9 X 18W 6-IN 1 RGBWA + UV LEDs 10 DMX Channels Dimension: 31 x 25 x 8CM Weight: 4 Kg</p> |
| NC-LB 126 |  | <p>6 IN 1 Flat 12 Battery & Wireless Voltage: AC90-240V 50/60Hz Power: 180W LEDs: 12 X 18W 6-IN 1 RGBWA + UV LEDs 10 DMX Channels Dimension: 31 x 25 x 8CM Weight: 4 Kg</p> |

| | | |
|----------------------------------|---|---|
| NC-L401 |  | <p>LED 4 Par Voltage: AC 90-240V/50-60HZ Power consumption: 80W LED: 4 set 144pcs 10mm led(Red 48, Green 48, Blue 48) DMX Channels: 1/3/7/12/16 Control: DMX, Master/Slave, and Sound Active. LED display and foot controller for easy navigation. Package include:4pcs mini Par light, foot controller, stand, packing bag.</p> |
| NC-L402 |  | <p>Tri-color 4 Par Voltage: AC 90-240V/50-60HZ Power consumption: 80W LED: 4set 7pcs RGB 3in1 led 9 preset colors, 12 built-in shows and 1 fade. DMX Channels: 1/3/7/12/16 Control: DMX, Master/Slave, and Sound Active. LED display and foot controller for easy navigation. Package include: 4pcs mini Par light, foot controller, stand, packing bag.</p> |
| LED Bar & Wash Lights | | |
| NC-L22 |  | <p>Waterproof LED Wash Light Voltage: 90-240V, 50-60Hz Power: 108W LEDs: 24 x 3W RGB LED (R 8 / G 8 / B 8) Control: 3 DMX Channels Waterproof Rating: IP 65</p> |
| NC-L22A |  | <p>Waterproof LED Wash Light Voltage: 90-240V, 50-60Hz Power: 108W LEDs: 36 x 3W RGB LED (R 12 / G 12 / B 12) Control: 3 DMX Channels Waterproof Rating: IP 65</p> |
| NC-L22T |  | <p>Tri color Waterproof LED Wash Light Voltage: 90-240V, 50-60Hz Power: 72W LEDs:24 x 3W 3-IN-1 RGB LED Control: 3 DMX Channels Waterproof Rating: IP 65</p> |
| NC-L225 |  | <p>5in1 Waterproof LED Wash Light Voltage: 90-240V, 50-60Hz Power: 280W LEDs: 18 x 15W RGBWA 5-IN-1 LEDs Control: 5 Or 9 DMX Channels Waterproof Rating: IP 65</p> |
| NC-L226 |  | <p>6in1 Waterproof LED Wash Light Voltage: 90-240V, 50-60Hz Power: 280W LEDs: 18 x 18W RGBWA+UV 6-IN-1 LEDs Control: 6 Or 10 DMX Channels Waterproof Rating: IP 65</p> |

| | | |
|---------|---|---|
| NC-L31 |  | Waterproof LED wall washer Voltage: AC 90-240V/50-60HZ LED: 54 x 3W RGBW LED Control: DMX 512 / Auto Protection rating: IP 65 |
| NC-L31A |  | Waterproof LED wall washer Voltage: AC 90-240V/50-60HZ LED: 36 x 3W RGBW LED Control: DMX 512 / Auto Protection rating: IP 65 |
| NC-L31T |  | Waterproof LED wall washer Voltage: AC 90-240V/50-60HZ LED: 36 x 3W 3-in-1 RGB Tri color LED Control: DMX 512 / Auto Protection rating: IP 65 |
| NC-L315 |  | 5in1 Waterprrof LED Flood Light Voltage: 90-240V, 50-60Hz Power: 150W LEDs: 24 x 15W RGBWA 5-IN-1 LEDs Control: 9 DMX Channels Waterproof Rating: IP 65 |
| NC-L5T |  | LED Matrix Bar Voltage: 90-240V/50-60HZ Power Consumption: 50W LED: 5 x 10W 3in1 RGB Control: DMX512, Sound, Auto, Master/Slave Each led can be controlled individually Unit can be connected and program differently Color mix, automatic color change, built-in program and strobe effect with adjustable speed Dimensions: 62 x 15 x 16 cm Weight: 4 KGs |
| NC-L25T |  | 5 x 5 Matrix LED Light LED: 25 x 10W RGB 3-in-1 LEDs Control: DMX512, Sound, Auto, Master/Slave 8 / 75 / 80 DMX Channels Each led can be controlled individually Unit can be connected and program differently Color mix, automatic color change, built-in program and strobe effect with adjustable speed Dimension: 58 x 58 x 12cm Weight: 13 KGs |
| NC-L25F |  | 5 x 5 Matrix LED Light 25 x 12W RGBW 4-in-1 LEDs Control: DMX512, Sound, Auto, Master/Slave 9 / 30 / 105 DMX Channels Each led can be controlled individually Unit can be connected and program differently Color mix, automatic color change, built-in program and strobe effect with adjustable speed Dimension: 58 x 58 x 12cm Weight: 13 KGs |

| | | |
|--------------------------|---|--|
| NC-L363 |  | <p>6 x 6 Matrix LED Light 36 x 3W Warm White Cree LEDs Control: DMX512, Sound, Auto, Master/Slave 5 / 17 / 36 DMX Channels Each led can be controlled individually Unit can be connected and program differently Dimension: 50 x 50 x 3cm Weight: 8 KGs</p> |
| NC-L51C |  | <p>36 x 12W 4in1 RGBW LEDs 4 or 8 DMX Channels Function: Dimmer, Strobe, color change, rainbow IP Rate: IP65</p> |
| NC-L51D |  | <p>72 x 12W 4in1 RGBW LEDs 4 or 8 DMX Channels Function: Dimmer, Strobe, color change, rainbow IP Rate: IP65</p> |
| LED Effect Lights | | |
| NC-L08A |  | <p>COB Blinder Voltage: 90-240V/50-60HZ LEDs: 4 x 100W COB Warm white LEDs control : 4 or 8 DMX Channels Power: 400W Dimension: 46 x 23 x 48 cm Weight: 6 KGs</p> |
| NC-L201 |  | <p>200W LED Profile Light with Zoom Voltage: 90-240V/50-60HZ LEDs: 1 x 200W White LED Color Temperature: 3200K / 6500K Zoom: 15 to 50 degree Dimension: 58 x 28 x 21 cm Weight: 8 KGs</p> |
| NC-L202 |  | <p>LED Car Exhibition light Voltage: 90-240V/50-60HZ LEDs: 31 x 10W Cree White LEDs Color Temperature: 7500K Beam angle: 8°/45°(with diffusion lens) DMX Channels: 4 CH CRI: Ra≥90 Lux @5m:3639(Cool white) Dimension: 41 x 27.5 x 27.5 cm Weight: 8.5 KGs</p> |
| NC-L43B |  | <p>LED Pinspot Voltage: AC90-250V 50/60Hz Power: 3W Bulb: 1 x 3W White Led (R, G, B and Y optional) Dimension: 11 x 11 x 23cm Weight: 0.6Kg</p> |

| | | |
|-----------|---|--|
| NC-L43C |  | LED Pinspot Voltage: AC90-250V 50/60Hz Power: 20W Bulb: 1 x 10 Super bright White Cree Led Dimension: 14 x 12 x 16cm Weight: 1Kg |
| NC-L43D |  | DMX RGBW LED Pinspot Voltage: AC90-250V 50/60Hz Power: 20W Bulb: 12W 4-IN-1 RGBW Led Control: DMX512 / Auto / Sound/ Master/Slave Dimension: 14 x 12 x 16cm Weight: 1Kg |
| NC-L46E |  | 200W Led Strobe Voltage: AC90-240v, 50/60Hz Compact design 8 x 30W LEDs Modes: Auto, DMX 3 DMX channels for speed and dimming 0-100% dimming control |
| NC- UV400 |  | 400W UV Light Voltage: 230V/50Hz, 400W Lamp: UV E40/400W HQV400 Dimension: 51.5 x 36 x 14.5 cm Weight: 8 KGs (Lamp is included) |


Laser Lights

| | | |
|---------|--|---|
| NC-J001 |  | RGB Moving head Laser Light Power supply: AC90V-250V Laser power:1W RGB (Red 400mW,Green 100mW ,Blue 500mW) or 2W RGB (Red 800mW,Green 200mW ,Blue 1000mW) Laser Color: RGB full color Play Mode: Sound active, Auto, DMX512 14 DMX Channels Laser Pattern: more than 128 patterns and effects. Scanner: high speed scanner 25K |
|---------|--|---|

Follow Spot Light

| | | |
|---------|---|--|
| NC-F230 |  | 230W 7R Follow Spot Voltage: AC90-240V, 50/60HZ Power consumption: 280W Lamp: Osram 230Watt, 7R Color temperature: 6500K Field angel: 3-11° Color: 4 colors + white Dimension: 56 x 27 x 23cm Weight: 9 KGs |
|---------|---|--|

| | | |
|-----------------------------|---|---|
| <p>NC-F12</p> |  | <p>Hand-operated 1200W Follow Spot Voltage: AC220V, 50/60HZ Power consumption: 1200W Lamp: HMI1200 Color temperature: 5600K Field angel: 5°-18° Light Range: 30 to 50 Meters Dimension: 120 x 40 x 30cm Weight: 54 KGs</p> |
| <p>NC-F25</p> |  | <p>Hand-operated 2500W Follow Spot Voltage: AC220V, 50/60HZ Power consumption: 2750W Lamp: HMI2500 Color temperature: 5600K Field angel: 5°-18° Light Range: 50 to 80 Meters Dimension: 140 x 40 x 40cm Weight: 55 KGs</p> |
| <p>NC-F400</p> |  | <p>400W LED Follow Spot Voltage: AC90-250V, 50-60Hz Power consumption: 600W Lamp: GE400W LED Color temperature: 3400K (5500K) Field angel: 8°-13° Dimmer Frequency: 4000Hz Colors: 7dichroic-filters + white Dimension: 88 x 25 x 30cm Weight: 15 KGs Flight case is included</p> |
| <p>Strobe Lights</p> | | |
| <p>NC-S01</p> |  | <p>Atmoic 3000W DMX Strobe Voltage: AC 240v, 50Hz, 16A max Lamp:3000W Pulse Tube Circuit Breaker: 20A DMX in/out: 3 pin female & male XLR socket *1 DMX Channel :4 CH consecutive blind effect can Gradate change, Intelligentize heat energy control to reduce cooling time, Strobe speed, brightness and frequency can adjust,it also can edit special effect. Dimension:45.3 * 13.6 *20.7cm Weight: 7.5kg</p> |
| <p>NC-S03</p> |  | <p>1000W Strobe Power Consumption: 1000 Watt 1500W Pulse Tube Flash speed adjustable Dimension: 50 x 23 x 15 cm Weight: 4.5 KGs</p> |
| <p>NC-S04</p> |  | <p>1500W Strobe Voltage: AC220V, 50Hz Power Consumption: 1500 Watt 1500W Pulse Tube Flash speed adjustable Dimension: 46 x 24 x 14 cm Weight: 4.5 KGs</p> |


| | | |
|--------|--|--|
| NC-S05 |  | <p>1500W DMX Strobe Voltage: AC220V, 50Hz Power Consumption: 1500 Watt 1500W Pulse Tube 2 DMX Channels Flash speed adjustable Dimension: 46 x 24 x 14 cm Weight: 4.5 KGs</p> |
|--------|--|--|






Cotrollers






| | | |
|---------|---|--|
| NC-W001 |  | <p>XLR Wireless Controller Input voltage:12VDC 500mA min Frequency:2.4GHz Single key to operate,tricolor LED indicator 126 frequencies band, FH design, and frequency-hopping synchronization automatically. 7 groups ID code to set these different wireless nets without any interfere each other in the same place Communication distance:500m(visible distance) Max transmitting power:20dBm Receiver sensitive:-94dBm Signal socket:3/5pin male XLR</p> |
|---------|---|--|

| | | |
|---------|--|--|
| NC-W002 |  | <p>LCD Wireless Controller 2.4G DMX512 wireless receiver/transmitter 2X8 bit LCD to display working condition 4 grades power output for option 126 frequencies band, FH design, and frequency-hopping synchronization automatically 16 groups ID code for setting, User can use 16 groups individual wireless net without any interfere each other in the same place Input voltage : 9-12VDC 300mA min Communication distance: 700m (visible distance) Working frequency: 2.4G ISM, 126 frequencies band Max transmitting power: 20dBm Receive sensitive: -94dBm</p> |
|---------|--|--|

| | | |
|--------|---|--|
| NC-C02 |  | <p>DMX Splitter 4 Voltage: AC90-240V 50/60Hz DMX512 / 1990 Standard High Voltage protection Independent input and output signal (include earth cable of signal) Separate signal amplifier system and individual LED light of each channel Dimension: 48 x 13 x 4.5cm Weight: 1.6Kg</p> |
|--------|---|--|

| | | |
|---------|---|---|
| NC-C435 |  | <p>DMX Splitter 435 4 XLR 3 pin + 4 XLR 5 pin DMX512 / 1990 Standard High Voltage protection Independent input and output signal (include earth cable of signal) Separate signal amplifier system and individual LED light of each channel Dimension: 48 x 13 x 4.5cm Weight: 1.6Kg</p> |
|---------|---|---|

| | | |
|----------------------|---|---|
| <p>NC-C08</p> |  | <p>DMX Splitter 8 Voltage: AC90-240V 50/60Hz DMX512 / 1990 Standard High Voltage protection Independent input and output signal (include earth cable of signal) Separate signal amplifier system and individual LED light of each channel Dimension: 48 x 13 x 4.5cm Weight: 1.6Kg</p> |
| <p>NC-C24</p> |  | <p>24CH Dimmer Controller This DMX unit is controlled by his inside CPU, All 24 channel can do dimming word 48 edit programs each of which can store 99steps. The programs can be triggered by auto made,or controlled by audio signal coming from built-in mic or outside. Running speed and fader time are adjustable All the stored data and program qre protected by the built-in battery After setting the DMX 512 address, you can control any light that has been connected. preset address is 1-24 3 digital LCD display shows the operating process 3 pin Din plug for MIDI input/output/through Built-in Mic, Audio line input DC input, DC adapter is included(power input</p> |
| <p>NC-C48</p> |  | <p>48CH Dimmer Controller This is a 48ch DMX controller, with high speed CPU memory do the mathematic 96 programs chase up to 1000 steps each. 4600 steps (max.) memory space The programming password can be changed Power failure memory This unit can edit /cancel /modify programs, cancel /add/modify a step MIDI input/output/through, 5 pin connector.Sound control: audio level can be adjusted by the tuning slider. 3 pin XLR socket for DMX output.3 digital LCD display. DC adapter is included .(input AC100V-220V output DC12-20V-500mA)</p> |
| <p>NC-C06</p> |  | <p>6CH Simple DMX Controller Compact and portable device DC9V adapter and simple build-in battery for instant and convenient use Master slider can adjust the values of 1-6 channels and provides total control towards overall DMX output Faders 1-6 provide direct control over the corresponding dimmers and the intensity for connected lightings Dimension: 18 x 13.5 x 5.5 cm Weight: 0.7 KG</p> |
| <p>NC-C16</p> |  | <p>16CH Simple DMX Controller Compact and portable device DC9V adapter and simple build-in battery for instant and convenient use Master slider can adjust the values of 1-16 channels and provides total control towards overall DMX output Faders 1-8 provide direct control with Page UP/DOWN to get extended 16 channels Power failure memory Dimension: 23.2 x 13.5 x 5.5 cm Weight: 0.9 KG</p> |

| | | |
|------------------------|---|---|
| <p>NC-C192</p> |  | <p>DMX 192 Controller Voltage: AC 90-240V/50-60HZ 12 scanners of 16 channels each 30 banks of 8 programmable scenes 6 programmable chase of 240 scenes each 8 slider for manual control of channels Auto mode program controlled by speed speed and fade time sliders Blackout master button</p> |
| <p>NC-C240</p> |  | <p>240 Controller Voltage: AC 110-120V/220-230V/50-60Hz DMX 512 International Standard output signal Total 240 channels Software available in two versions Total 12 programs 40 steps per program LCD display, 16 X 2 characters 48 adjustable light channels</p> |
| <p>NC-C240A</p> |  | <p>240 Controller 12 scanners of 16 channels each, total 192 output channels 30 banks have 8 programmable scenes each 6 programmable chase have 240 scenes each file download allows data be sent between 2 units auto mode program speed and fade time can be controlled fade time/assign fade time blackout master button LED lamp be included Fine adjustment for Wheel pan and tilt</p> |
| <p>NC-C384</p> |  | <p>384 Controller DMX512/1990 Standard , Total 384 output channels Control 24pcs DMX lighting fixtures with 16 DMX channel each 30 banks have 8 programmable scenes each 6 programmable chase have 240 scenes each 16 slider for manual control of channels (Page A/B) Run last CHASE or BANK continue when power on again Midi control over banks, chases and blackout Record up to 6 programmable chases with fade time and speeds adjustable LED program display Midi control over banks, chases and blackout Built in microphone for music triggering Auto mode program fade time can be controlled LED lamp be included</p> |
| <p>NC-C512</p> |  | <p>512 Controller Total 512 DMX channels. Control 32 computer lights, 16 Channels each. Big screen with back light displays the operation parameter. 16 computer channel handles 1 speed handle. Memorizing capacity of 1600 chase steps. 48 chase, up to 100 steps each chase, The stay time and cross parameter can be set to each step. 15 environmental programs. Connector: XLR-D3Fx2. Data can be saved after powering off.</p> |

| | | |
|------------------------------|---|---|
| <p>NC-C1024</p> |  | <p>1024 Ch DMX Controller 1024 DMX Channels 96 Units freely patched to Intelligent Fixtures Maximum control channel for fixtures: 40 master channels+ 40 fine tuning channel Use Library Setup Mode (Compatible with Pearl R20 Library) Scene: available to save 60 scenes, up to 10 scenes can be running simultaneously Total steps of multi scenes: 600 Each scene can save 5 figures USB flash disk: FAT32 Dimension: 48 x 42 x 12 cm</p> |
| <p>NC-C2010</p> |  | <p>2048 Ch DMX Controller (Flight case included) The USB can input the light Library DMX512/1990 Standard, total 2048 DMX controlling channels 4 output interface with optical isolated, withstand 2000Vrms Control 240 computer lights, the channel for each computer light can be patch, up to 40 channels. 240 dimmer channels 320x240 big screen displays all operation USB memorizer can save the data in live effectively Dimension: 73.5 x 59.5 x 15 cm Weight: 21.34 KGs</p> |
| <p>NC-CT02</p> |  | <p>DMX Touch (Flight case included) The USB can input the light Library DMX512/1990 Standard, total 2048 DMX controlling channels 4 output interface with optical isolated, withstand 2000Vrms Control 240 computer lights, the channel for each computer light can be patch, up to 40 channels. 240 dimmer channels 320x240 big screen displays all operation USB memorizer can save the data in live effectively Dimension: 73.5 x 59.5 x 15 cm Weight: 21.34 KGs</p> |
| <p>Effect Machine</p> | | |
| <p>NC-M09</p> |  | <p>Fire Machine Voltage: AC110V, 60Hz Spray height:2-4m Output time:2-3/s Mode: Manual or DMX512 Dimension: 16 x 16 x 56cm Weight:5Kg</p> |
| <p>NC-M28</p> |  | <p>CO2 Jet Voltage: AC110V / 220V, 50/60Hz Power: 250W Shoot 8 to 10 meters height DMX512 linkable Dimension: 24 x 12 x 34 cm Weight: 5 KGs</p> |

| | | |
|-----------------------|---|---|
| <p>NC-M28A</p> |  | <p>LED CO2 Jet Voltage: AC110V / 220V, 50/60Hz Power: 150W LED: 12 x 3W 3in1 RGB LEDs Shoot 8 to 10 meters height DMX512 linkable Dimension: 30 x 29 x 52 cm Weight: 7 KGs</p> |
| <p>NC-M01L</p> |  | <p>LED Coloful 1000W Fog Machine Voltage: AC110V / 220V, 50/60Hz LEDs: 6 x 3W 3in1 RGB LEDs or 6 x 3W R,G,B Single color LEDs Warm up time: 7 Minutes Tank capacity: 1 L Wired control / Wireless control Dimension: 41 x 25 x 22.5 cm Weight: 3.5 KGs</p> |
| <p>NC-M01D</p> |  | <p>LED Coloful 1500W Fog Machine Voltage: AC110V / 220V, 50/60Hz LEDs: 6 x 3W 3in1 RGB LEDs or 6 x 3W R,G,B Single color LEDs Warm up time: 6 Minutes Tank capacity: 1.5 L Wired control / Wireless control Dimension: 55.5 x 37 x 21 cm Weight: 4.8 KGs</p> |
| <p>NC-M01E</p> |  | <p>LED Coloful 1500W Fog Machine Voltage: AC110V / 220V, 50/60Hz LEDs: 9 x 3W 3in1 RGB LEDs Warm up time: 6 Minutes Tank capacity: 1.5 L Wired control / Wireless control Dimension: 55.5 x 37 x 21 cm Weight: 4.8 KGs</p> |
| <p>NC-M03B</p> |  | <p>LED Colorful 1500W DMX Up Fog Machine Voltage: AC110V / 220V, 50/60Hz LEDs: 12 x 3W 3in1 RGB LEDs Warm up time: 10 Minutes Tank capacity: 1.5 L Wired control / Wireless control / DMX 512 Dimension: 37 x 25 x 18 cm Weight: 5.5 KGs</p> |
| <p>NC-M12B</p> |  | <p>LED Coloful 400W Fog Machine LEDs: 3 x 3W 3in1 RGB LEDs or 3 x 3W R,G,B Single color LEDs Warm up time: 3 Minutes Tank capacity: 0.5 L Wired control / Wireless control Dimension: 25.5 x 11.5 x 11.5 cm Weight: 2.3 KGs</p> |
| <p>NC-M12</p> |  | <p>400W Fog Machine Voltage: AC110V / 220V, 50/60Hz Warm up time: 3 Minutes Tank capacity: 0.5 L Wired control Dimension: 25.5 x 11.5 x 11.5 cm Weight: 2.3 KGs</p> |

| | | |
|---------|---|--|
| NC-M12A |  | <p>400W Fog Machine Voltage: AC110V / 220V, 50/60Hz Warm up time: 3 Minutes Tank capacity: 0.5 L Wired control / Wireless control Dimension: 25.5 x 11.5 x 11.5 cm Weight: 2.3 KGs</p> |
| NC-M12C |  | <p>LED Crystal Fog Machine LED: 3 x 3W RGB LEDs Warm up time: 3 Minutes Tank capacity: 0.5 L Wired control / Wireless control Dimension: 25.5 x 11.5 x 11.5 cm Weight: 2.3 KGs</p> |
| NC-M01A |  | <p>900W Fog Machine Voltage: AC110V / 220V, 50/60Hz Warm up time: 7 Minutes Tank capacity: 1 L Wired control / Wireless control Dimension: 41 x 25 x 22.5 cm Weight: 3.5 KGs</p> |
| NC-M01B |  | <p>1200W Fog Machine Voltage: AC110V / 220V, 50/60Hz Warm up time: 6 Minutes Tank capacity: 1.5 L Wired control / Wireless control Dimension: 55.5 x 37 x 21 cm Weight: 4.8 KGs</p> |
| NC-M01C |  | <p>1500W Fog Machine Voltage: AC110V / 220V, 50/60Hz Warm up time: 6 Minutes Tank capacity: 1.5 L Wired control / Wireless control Dimension: 55.5 x 37 x 21 cm Weight: 4.8 KGs</p> |
| NC-M01F |  | <p>1500W DMX Fog Machine Voltage: AC110V / 220V, 50/60Hz Warm up time: 8 Minutes Tank capacity: 1.5 L Wired control / Wireless control/DMX 512 Dimension: 55.5 x 37 x 21 cm Weight: 4.8 KGs</p> |
| NC-M03 |  | <p>1500W Up Fog Machine Voltage: AC110V / 220V, 50/60Hz Warm up time: 10 Minutes Tank capacity: 1.5 L Wired control / Wireless control Dimension: 37 x 25 x 18 cm Weight: 5.5 KGs</p> |
| NC-M13 |  | <p>3000W Fog Machine Voltage: AC110V / 220V, 50/60Hz Warm up time: 10 Minutes Tank capacity: 1.5 L Mode: Time & rational Wire/ DMX512 Dimension: 44 x 35 x 23 cm Weight: 10.5 KGs</p> |

| | | |
|---------|---|--|
| NC-M11A |  | <p>1500W DMX Hazer Machine Voltage: AC110V / 220V, 50/60Hz Warm up time: 8 Minutes Tank capacity: 2 L Mode: Time & rational Wire/ DMX512 Dimension: 52 x 21 x 18 cm Weight: 9 KGs</p> |
| NC-M23 |  | <p>3000W DMX Hazer Machine Warm up time: 10 Minutes Tank capacity: 1.5 L Mode: Time & rational Wire/ DMX512 Dimension:48 x 38 x 32cm Weight:13Kg</p> |
| NC-M15 |  | <p>1500W DMX Low Machine Voltage: AC110V / 220V, 50/60Hz Warm up time: 10 Minutes Tank capacity: 5.5 L Mode: Time & rational Wire/ DMX512 Dimension: 76 x 41 x 38 cm Weight: 21 KGs</p> |
| NC-M15A |  | <p>3000W DMX Low Machine Voltage: AC110V / 220V, 50/60Hz Warm up time: 10 Minutes Tank capacity: 5.5 L Mode: Time & rational Wire/ DMX512 Dimension: 76 x 41 x 38 cm Weight: 21 KGs</p> |
| NC-M22 |  | <p>1500W DMX Multi-angle Fog Machine Voltage: AC110V / 220V, 50/60Hz Warm up time: 8 Minutes Tank capacity: 5 L Mode: Time & rational Wire/ DMX512 Dimension: 62 x 31 x 27 cm Weight: 13 KGs</p> |
| NC-M05 |  | <p>Small Bubble Machine Voltage:AC110V/230V Frequency:50-60Hz Power Consumption:25W Fuse:3A Motor:AC110V/230V/20RPM Liquid Consumption:1.2L/h Output distance 2.0M Dimension:33 x 30 x 31cm</p> |
| NC-M06 |  | <p>Big bubble machine Voltage:AC110V/230V Frequency:50-60Hz Power Consumption:100W Fuse:3A Motor:DC12V 45RPM*2 Liquid Consumption:4.8L/h Function: Output distance 5M Control: remote controller or manual controller. Dimension:62 x 48.5 x 54cm Weight:14.5Kg</p> |

| | | |
|-----------------------|---|---|
| <p>NC-M06A</p> |  | <p>Bubble machine Voltage:AC110V/230V Frequency:50-60Hz Power Consumption:35W Control: wireless remote and electronic control Coverage Area: 50 square meters Liquid container:700ml Dimension: 35 x 18 x 18cm Weight:3.5Kg</p> |
| <p>NC-M06B</p> |  | <p>DMX Roller bubble machine Voltage:AC110V/230V Frequency:50-60Hz Power Consumption:150W Control method: DMX512 and wireless remote control Coverage Area: 100 m2 Dimension: 45 x 18 x 28cm Weight: 3.5Kg</p> |
| <p>NC-M07A</p> |  | <p>600W Snow Machine Voltage:AC110V/230V Frequency:50-60Hz Power Consumption:600W Fuse:10A Liquid Consumption:12L/h Output distance 7M, Control: manual controller output capacity and distance can be adjustable</p> |
| <p>NC-M50</p> |  | <p>600W Double Haze machine Voltage:AC110V/230V Frequency:50-60Hz Power Consumption:600W Tank Volume: 1.7L 3 Fans angle: Adjustable Output of the wind turbine regulation: Support DMX-512: Support Controller: LCD controller Preheating time: 0 second set-up time Dimension:52 x 40 x 45cm Weight:30Kg</p> |
| <p>NC-M51</p> |  | <p>1500W mist haze machine Voltage: AC110V / 220V, 50/60Hz Warm up time: 30 seconds Tank capacity: 2 L Mode: LCD control panel, DMX512 Fuel consumption (100% output): 0.4L / h Smoke Output: 50000cu.ft/Min Dimension: 55 x 28 x 27 cm Weight: 11 KGs</p> |
| <p>NC-M52</p> |  | <p>Fog Bubble machine Voltage:AC110V/230V Frequency:50-60Hz Power Consumption:500W Warm up time: 5 Minutes Vessel: smoke liquid 0.25 L / bubble liquid 0.5 L Smoke output:1000 Cuf/Min Jet distance: 2-3 meter Dimension:29 x 36 x 24cm Weight:4Kg</p> |

| | | |
|----------------------|---|--|
| <p>NC-M53</p> |  | <p>Timing Fog Bubble machine Voltage:AC110V/230V Frequency:50-60Hz Power Consumption:500W Warm up time: 8 Minutes Vessel: smoke liquid 2.3 L / bubble liquid 0.75 L Control: Smoke Bubble timing quantitative control + remote control Dimension: 69 x 34 x 39cm Weight:10Kg</p> |
| <p>NC-M54</p> |  | <p>Large Confetti machine Voltage:AC110V/230V Frequency:50-60Hz Gases: carbon dioxide or nitroge Control: Manual Valve Spray Height: 15 meters Dimension:65 x 45 x 140cm Weight:25Kg</p> |
| <p>NC-M55</p> |  | <p>Large Foam machine Voltage:AC110V/230V Frequency:50-60Hz Power Consumption:1200W Control: power control Foam output: 20 cubic meters / min Fuel consumption: 50 liters / min Dimension:85 x 73 x 113cm Weight:35Kg</p> |
| <p>NC-M56</p> |  | <p>6000W Dry Ice Machine Voltage:AC110V/230V Frequency:50-60Hz Power Consumption:6000W Control: power control Warm up time: 10 minutes Water capacity: 15 liters Coverage Area: 150 sqm Dimension:85 x 57 x 81cm Weight:120Kg</p> |
| <p>NC-M57</p> |  | <p>LED CO2 DJ Gun Control: Manual Battery: Rechargeable lithium battery 12V 2500MA Battery life: 3 hours LED: RGB auto change color Consumable material: CO2 gas Spray Height: 5 to 6 Meters Dimension: 75 x 30 x 22cm</p> |
| <p>NC-M58</p> |  | <p>Large Stage Fan Voltage:AC110V/230V Frequency:50-60Hz Power Consumption:380W Rotational speed: 1800 rps Air Volume: 4800m³/hour Control mode: DMX-512, remote control Function: Output distance 5M Control: remote controller or manual controller. Dimension:54 x 62 x 24cm Weight:18Kg</p> |

