


The Silhouette


April, 2018 Newsletter of CAMEO Quilters Guild

Vol. 24 No. 9



LECTURE:
April 19, 2018 - 7pm
Linda Thielfoldt
of The Quilted Goose
“Confessions of a Crummy Quilter”

This funny and inspiring lecture takes you on a journey of fabric and quilts covering Linda's 40+ years of quilt making. Laughter will ensue! In addition to designing quilts and machine quilting patterns, Linda's articles have appeared in many top quilting and sewing magazines. She has appeared on *The Quilt Show with Ricky Tims and Alex Anderson* and her first book *On My Way to Baltimore* was published by AQS.



A Short Thought from your President
Cindy May

Blessings and salutations to my fellow quilting comrades!

THE hot topic for the next two months is: “WHO will take up the challenge of running for a CAMEO Board position for next year?” If you haven't received a phone call from one of the four Nominations and Elections Committee members, you will very soon. Please take the conversation seriously and consider what you can do to help. Any organization gets from its membership only what the members are willing to contribute. We are no different!

If you believe someone you have worked beside at one of our meetings, workshops or committees has the potential that you envision CAMEO attaining, please feel free to nominate her for a leadership role. The committee will notify those nominated to seek approval before being placed on the June ballot. No one knows you better than your friends, especially CAMEO friends.

Thank you!

Appraisal - If anyone had a quilt appraised by Donna Kooistra, please bring it to the April meeting. Don't tell anyone what her appraisal was for your quilt. Let's play the guessing game and see what we learned about appraisals. I was quite surprised with my quilt. - Sharon Cratsenburg

Retreat

The retreat is Friday, April 27-30, 2018. **There is a change in arrival time if you signed up to come Thursday, April 26. You may now arrive at 5:00 p.m.** Please know there is no dinner served Thursday night so eat before or bring something with you. Friday morning early check in is 8:00 a.m. the first meal on Friday is lunch. If you will be there for lunch, please make sure Janeen Sharpe knows. We need to let the camp know a headcount.

Please make sure any balance owed for the retreat is paid at the April meeting. You packet will be emailed to you. If you don't have email it will come by mail.



Deadline for the May issue is April 30.

Keep reading for
“Slip of the Keyboard.”



Layette Donations are due at the April Meeting

HEAR YE! HEAR YE!

Now is the time for all good CAMEO's to come to the aid of their Guild.

The Nominations & Elections Committee is organizing. It is time to start thinking about our Executive Board for the upcoming year. Time is of the essence. We need your input and guidance.

Who do you, as an active guild member, want to be your leaders? The *first person* you should consider is *yourself*. Do you have a special skill, talent, and/or desire to be of service to your Guild? The *second person* you should consider is *your best CAMEO sister friend*.

Please complete the Nominations & Elections form in this issue of this newsletter. You can either mail it to the address at the bottom of the form **OR** have it completed for your reference.

The Committee is not emailing, texting, or anything super 21st Century Technical. The personalized version of **Come And Meet Each Other** is our goal.

Each member will receive a personal telephone call from one of our Committee Members: Donna Brokenshire, Jan Recinos, Karen Sayles, or *moi*.

Be Prepared for another successful CAMEO year! Everyone will Thank you,
Sandy Peiss, Chm.

QUILTS NEEDED

Clawson United Methodist Church is planning an **old-fashioned pew quilt show October 5-6, 2018**. You are invited to participate. Please consider sharing your quilts for the show. Details will be available by August, 2018. Save the date!!

Barb Lusk

Look for the Slip of the Keyboard!

To encourage members to read the entire newsletter, the Editor buries a nonsense statement in the issue. Members who find the "Slip of the Keyboard" will write it on a slip of paper at each monthly meeting and be entered into a drawing for a quilting prize!

CAMEO 2018 CHALLENGE QUILT

Theme: CAMEO Revelations - make a quilt featuring a cameo!

Cost: None to participants.

Fabric: Participant's choice. Use your own fabric, new or from stash. The guild will not be supplying any fabric.


Timeline: A sign up sheet will be available at the April, 2018 guild meeting. Quilts are to be brought early to the May guild meeting. Voting will be by the members present at the May, 2018 meeting.

Rules: the cameo (of any shape, *not* our Guild logo) may be pieced, appliquéd or a combination; embroidery and/or embellishments may be added. **Quilt must have a cameo** made from fabric or embroidery; *attaching a cameo does not meet criteria*. The finished quilt must be at least 12" x 12" and may not exceed 144" around the perimeter. It may be any shape. Quilts will be measured to determine eligibility for prizes. Finished quilt should be completed, quilted, bound and labeled. **Use your original design;** using someone else's pattern defeats the purpose of a challenge. Challenge committee members are not excluded from participation.

Prizes: To be determined - You are guaranteed the satisfaction of challenging yourself!

submitted by Loreen Garrison

Membership



Please say hello and welcome back to:

Jackie Considine!


Jackie's contact info was emailed to members in an updated roster. We are now at 55 members.

Vanetta Sterling was admitted into Beaumont Hospital (Troy) a week ago. She is currently in ICU there. If you would like to send a card to the hospital:

Vanetta Sterling
c/o Wm Beaumont Hospital
44201 Dequindre, Room 4709
Troy, MI 48085

or mail to her home address in your directory.

Hospitality



BIRTHDAYS:

Treats for the April General Meeting will be provided by these members with April birthdays:

Joanne Adriaens	4/13
Judy Murray	4/23
Karla Sutton	4/29

Michigan State University Museum E-Newsletter Free Subscription

The E-Newsletter for the Great Lakes Quilt Center is now available for everyone! Originally, the E-News was designed for editors of quilt guild newsletters. Now we want everyone to receive the free news about quilting in Michigan. Please pass on an invitation to be on our mailing list to everyone in your guild. To sign up for the monthly E-Newsletter, just send an email to Beth Donaldson at donald20@msu.edu and mention you want to subscribe.

Rosemary Spatafora

Quilter's Calendar

submitted by Ann Bonnell



April 6 & 7 10am-5pm
Oakland County Quilt Guild
Quilt Celebration 2018-Quilt Show
 Community Education Resource Center
 455 Scripps Road, Lake Orion
www.oaklandcountyquiltguild.com

April 10- morning
Needlework and Textile Guild
 April 10 morning speaker – Helen Welford - Lecture and Fashion Show – “Historically Inspired Costumes”
April 10 afternoon and April 11 workshop –
 Helen Welford – “Variations on a Jacket Theme”

April 12, 7pm
Great Lakes Heritage Quilt Guild
 Lynn Harris, of “The Little Red Hen” Lecture & Trunk Show
 Birmingham Unitarian Church.
 38651 Woodward, Bloomfield Hills www.glhq.org

April 14,
Ann Arbor Modern Quilt Guild
 Joe Cunningham Class (8 spaces open as of March 28)
 New Center, Ann Arbor
 For more info: www.a2mqg.org

April 17, 7pm
Quilt Guild of Metro Detroit
 Rita Hutchens – Lecture “A Journey Through Color and Pattern” You burn more calories sleeping than you do watching television.
 Redeemer United Methodist Church
 20633 Vernier Rd, Harper Woods
www.qgmd.org
 April 18 Workshop, “Burst out of the Box”

April 20, 12:30pm
Genesee Star Quilters
 Kathy Groves, BobKat Quilts- Lecture & Trunk Show
 South Flint Church of Nazarene
 4075 East Atherton Road. Burton
www.genstarquilters.org

April 21 Workshop-Stormy Seas Table Runner

April 26-29 begins 7am- ends 3pm,
Creative Passions Quilt Retreat!
 Classes with Tim Latimer, “Time Span Quilts: UFO to Heirloom, and Machine Quilter”
 710 W. Broad St., Chesaning, 989-845-2159
www.creativepassionsllc.com

April 25, 6:30pm
Evening Star Quilters
 Mary Hogan, Lecture, “Adventures in String Quilting”
 10135 Lapeer Road, Davison
www.eveningstarquilters.blogspot.com

April 27-28
Macomb County Quilt Guild
Quilts from the Attic 2018 Quilt Show
 Roseville Recreation Center, 18185 Sycamore, Roseville

May 7, 7pm
Macomb County Quilt Guild at
 Linda Wieck-Military CAMO Quilt Project
 Trinity Lutheran Church
 38900 Harper, Clinton Township
www.macombcountyquiltguild.org

Quilt Shop Closing
Threads ‘N Treasures
 129 South Street, Belleville. 734-697-9376

Programs & Workshops

Sharon Cratsenburg
 VP, Facilitator



Linda Thielholdt will be our presenter with a lecture for the April 19 guild meeting. Saturday, April 21 will be an Open Sew Day. A sign up will be at the guild meeting. Bring a bag lunch.

May 17th guild meeting will host Karen Turkes with a lecture called, “Transforming Fabrics”. There is still room on Saturday, May 19 for her “Landscape” workshop. Please turn in any registrations at the April meeting. The cost to members is \$55 and Non-member charge is \$65.00. The pattern is included in this cost.



Sharing Photos from the Kerrytown Fiber Art Exhibit

Fiber by Design: 7x7

This exhibition ended April 1, but Lucy Lesperance wanted to share some of her photos with you. Lucy reports that “It really was a treasure to enjoy seeing these up close.”

The artists included Karen Turckes, who is our May speaker on “Landscape Quilts”.

April Fabric Exchange - Civil War Reproduction Fabric

by Rosemary Spatafora

Full disclosure - when I saw the Civil War theme for this month's Fabric Exchange I said, "No way, uh - uh, not me." I was completely happy to let this fabric exchange go by without even thinking about signing up.

My aversion to Civil War fabrics came from my belief that these fabrics were dark, dull, plain, and lifeless. But then I started reading about Civil War fabrics and what prints and colors fit into this category. I took a closer look at Cindy May's beautiful quilts with the deep, rich colors and remembered the wonderful President's Quilt that we made for Cindy last year.

My reading led me to discover that Civil War fabric is a lot more complex and exciting than I originally thought. A color palette described as brown, red, blue, purple and gold color families ranging from light to dark in each color-way does sound pretty boring, until you consider the names of some of the colors... Indigo blue, shades of red, dull lavenders, double pinks, madder, chrome yellow, mourning grays, cadet blues, fugitive purples, burgundy, dark chocolate and cocoa, with accents of cheddar, cinnamon pinks and poison greens. Hey, I even realized that I have some cheddar and poison green that's been sitting in my stash since the Civil War.

Civil War fabric included fabrics associated with men's clothing, such as stripes, plaids, checks, polka dots, shirting prints, textured fabrics and other geometric shapes and prints. Interesting backgrounds featured vines, tiny prints in deep hues, dots, squiggles, and mottled colors. Madder-style prints, stripes and paisley were also popular in Civil War fabrics.

Check out these tutorials that use Civil War Reproduction Fabrics:

Tavern Blues Civil War Quilt

<https://quiltingtutorials.com/tutorial/tavern-blues-civil-war-kit-quilt-tutorial>

Disappearing Pinwheel Baskets Quilt

<https://quiltingtutorials.com/tutorial/make-a-disappearing-pinwheel-baskets-quilt-with-jenny>

Bear Paw Quilt

<https://quiltingtutorials.com/tutorial/quilt-snips-mini-tutorial-bear-paw-quilt>

And here are the people who signed up to participate in this Exchange. Yep, that's me at the bottom of the list:

Cindy May (of course!)

Loreen Garrison

Cheryl Cawley

Jean Schlegelmann

Janeen Sharpe

Linda Ibbs

Karla Sutton

Tina Rink

Rosemary Spatafora

There are 9 people in this exchange so each person will bring a total of 18 squares cut to 10-1/2". Approximately 1-1/2 yards of fabric should do it.

Looking ahead, our **theme for May will be patriotic fabrics**. Sign up at the April meeting .

RESEARCH AND INFORMATION COMMITTEE #1 Detroit Discoveries-Collections and Collectors

by Jan Recinos

Last January, an announcement popped up on my Facebook page about a Button Swap. Like most of you, I have a tin of buttons which I have had forever. My mother's button basket is still in her closet, too. I was curious to see what was so special about buttons that would merit a swap. So, I went down to the Fisher Building lobby, (another attraction for me), and there the Michigan Button Society, www.michiganbuttonssociety.org, was at 10 tables educating people about their button collections. Most of their displays were of cardboard and each was united by a theme, material or color. There were militaria, service buttons, glass, horn and shell beads. The buttons were not for sale, but I had taken my box of buttons and I swapped some of mine for small sets of boot buttons, blue glass trimmed in gold and black glass buttons. If you go to their website or find them on Facebook, look at the winning trays from their competitions. They are eye-opening. Maybe YOU could display your best buttons!

In March, eight CAMEO members met at the Troy Historical Society to hear speaker, Ryan Hynd, who has a collection of another kind. His collection of cameos were displayed in glass cases and were made of various materials from shell and coral, to agate and carnelian, ranging in color from white to deep peach. Many were busts of men and women, but there were also buildings, vistas and full body carvings. He explained that the definition of a cameo is a raised image on a background. He explained how they may be made by shaving down on one piece of shell to reveal an image, or that acid is used to remove layers to make cameos of agate or stone. His interest has led him to purchase many cameos online and to seek them wherever he goes. He recommended caution if purchasing online. Many people in the large audience had brought their cameos to share with him and he graciously evaluated them by shining a flashlight through them to check for stress cracks or breaks, or to evaluate their age and uniqueness. Much like quilts or buttons, they are more valuable if they are older, in good condition and rare. He recommended caring for them by not jumbling them with other jewelry, subjecting them to extreme temperatures changes, cleaning them by soaking them in warm water, and brushing them lightly with mineral oil every 6 months. It would be interesting to see the collection our Guild could display of CAMEOS!

Lastly, there is a gem in the heart of Northville, called the Detroit Lace Museum. It is only open Tuesday, Thursday, and Saturday, but the owner, Mary Salmon, has collected lace (and ephemera) all her life and this new museum is the result of her efforts. There are displays of the use of lace in this shop in Northville Square at 133 W. Main St., but everything is for sale. There are nightshirts and curtains and dollies. The bureau in the back room is full of buttons and rick rack. Bring cash or your checkbook. The credit card machine doesn't always work. Crazy quilters could get lost in this museum. They have a Facebook page and the website is www.thelacemuseumllc.com.

RESEARCH AND INFORMATION COMMITTEE #2

Patronize Your Local Copy Center - Laminate Your "Quilt Helps"

By Donna Brokenshire

Listen up. This probably refers to the ladies more than the men, however, it could make things easier if they need a quick referral once in a while.

I look for the easiest way to remember some things ...such as what are some specific things to do in making a quilt. Actually, it is in finishing that quilt that I occasionally need a memory boost.

I have many quilt books and quilt magazines that have all the information I need. However, going over to my local copier place, like Kinko's, I made six hard-laminated pages 8 ½ x 11 to make my stress level much lower and my time much shorter and easier. With a hole on top of these pages I can hang or keep them together on the shelf.

Kinko's has been my friend for many years!!

This is a list of these handy "Quilt Helps" that puts me on course for quilting. I have found articles, videos, and have cut-and-pasted articles and notes to put together my own little reference cards...oh, so handy, and there all the time for me. I am open to sharing with anyone that asks. These cards are:

PERFECT BINDING CARD. Fons and Porter's Purchased already laminated with a hole for hanging, it includes directions and illustrations for Binding Basics, mitering corners, making continuous bias, and "Liz's Lumpless Finish", etc. And most helpful – this card shows how to finish the ends together of the binding to finish the quilt.

QUILTER'S TERMINOLOGY. Here is my cut-and-paste version for refreshing my quilting skills. Such subjects as Fabric Grain Lines... (woven fabric has two straight grain lines), cutting strips - Laying a border - Placing Borders – How to "Miter" the corners – Layering, making the Sandwich - Machine Quilted items - Even Feed Foot-Needles-Thread-Stitch Length, Quilt Position, and Hand Position - ("do not pull the quilt as you stitch")...., and Binding Basics of cutting binding 2, 2 ¼, 2 ½", etc., etc. Suggestions are from Heavens Above book.

QUILT BACKING / MEASURING-CUTTING-SEWING These are basic details that are always helpful when one is a multi-tasker like me and needs a step or two: Width of fabric, fabric shifting, etc., Quilt Backing, Finishing, Binding. Types of quilting, and Marking quilting lines with what aids to help. Suggestions came from Quilts of Thimble Creek, CA and The Rabbit Factory.

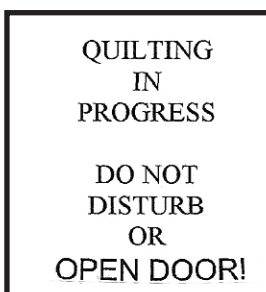
HOW TO MAKE A HANGING SLEEVE by Karen Blocher, This is a great visual aid for me with drawings and guidelines, and showing the extra little pleat to make quilts hang better.

HANGING A QUILT – MAKING AND ADDING A SLEEVE AQS quilt show directions from Bonnie Browning's video transcript Jan. 2011

CHATELAINE My directions to make that I don't want to lose, and on the back is my article on chatelaines.

PACKING LIST FOR RETREAT WEEKENDS & WORKSHOP ESSENTIALS All the things one would need, and not necessarily need except for "comfort". This also has a space for filling in the blank for when leaving and arriving, when to be out of the lodgings, and when leaving and arriving home. Of course it leaves space for the meal stop both ways. And, all the things you would need, and again not necessarily need but want for workshops and retreats of a "more" basic sewing supply list. I can copy this on my computer and use any time. In fact, I refer to it when I go on trips to cross-off or to pack.

Oh, one last item I recently made (a permanent fixture now!)- A 3 ¾ x 11" laminated doorknob sign for my library when I am sewing in there:



RESEARCH AND INFORMATION COMMITTEE #3**Packing List for Retreat Weekends**

By Donna Brokenshire

[This was compiled by Donna after many years of attending retreats and workshops. She suggests you print this out and keep it in a safe spot for reference.]

- ___ alarm clock
- ___ boots/walking shoes
- ___ bottled water (optional)
- ___ camera
- ___ cooler
- ___ extension cord
- ___ extra sewing machine
- ___ flashlight with extra batteries
- ___ food (extra food needs: meal substitutes, etc.)
- ___ list of emergency phone numbers & personal data
- ___ medicines
- ___ nametag
- ___ optional bedding: pillow, blanket or "QUILT"
- ___ Ott light
- ___ paper scissors
- ___ personal snacks or drinks
- ___ phone charger (car or wall)
- ___ phone number & address of Retreat: to leave for family
- ___ phone number of contact person to keep in your phone
- ___ pillow
- ___ pocket radio and batteries
- ___ power strip
- ___ rain gear
- ___ route directions
- ___ seat cushion for your chair
- ___ sewing supplies: machine, fabric, extra needles
scissors, marking pencils, pins, quilting foot, bobbins,
pre-filled bobbins, patterns
- ___ slippers, pajamas, comfortable clothing for ___ days
- ___ snack & snacks to share
- ___ spare eyeglasses
- ___ sunglasses
- ___ toiletries, curling iron, hair spray, makeup,
makeup remover, etc.
- ___ towels, soap, shower gear
- ___ umbrella
- ___ warm outdoor clothing
- ___ your own music (WITH headphones)
- ___ your quilting supplies and project (UFO's, etc.)
- ___ money envelope
- ___ emergency instructions & emergency medicine

_____	Leave _____ day
_____	Arrive _____ day
_____	Meal (on way there)
_____	Out of room _____ day
_____	Leave
_____	Meal (before or after)
_____	Arrive (approximate) _____ day



2018 MySTery QUILT – CLUE #4

Contact Tina R. if you have questions

Template and rotary-cutting instructions (Cut from selvage to selvage.)

Fabric Description

#2 Lt. pink 4 - 3½" strips, cut into 72 template A patches
 #4 Medium 1 4 - 3⅞" strips, cut into 36 - 3⅞" squares 5 - 2⅜" strips,
 cut into 72 - 2⅜" squares 5 - 3¾" strips,
 cut into 144 template B & Br patches

(See step 1 for instructions.)

#5 Medium 2 4 - 2" strips, cut into 36 - 2" squares
 (Set aside remaining two strips for four-patch units.)

#6 Dark 4 - 2" strips, cut into 36 - 2" squares
 (Set aside remaining two strips for four-patch units.)

So, bake some scones to enjoy as you sew your Blossom blocks, then relax for a while in anticipation of your own English Enchantment quilt.

1. Cut the pieces as listed in the Blossom block template and rotary-cutting instructions table. For template B, place two 3-3/4" strips right sides together and cut 36 B patches, rotating the template as shown. Repeat with the remaining strips for a total of 72 B and 72 Br patches (fig. 1).

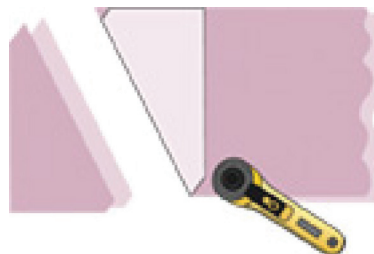
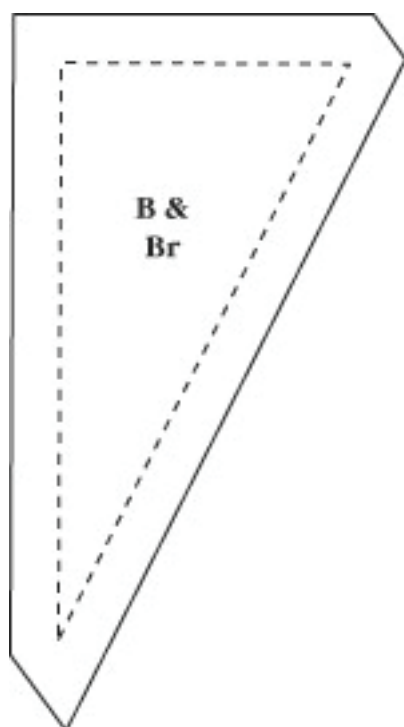
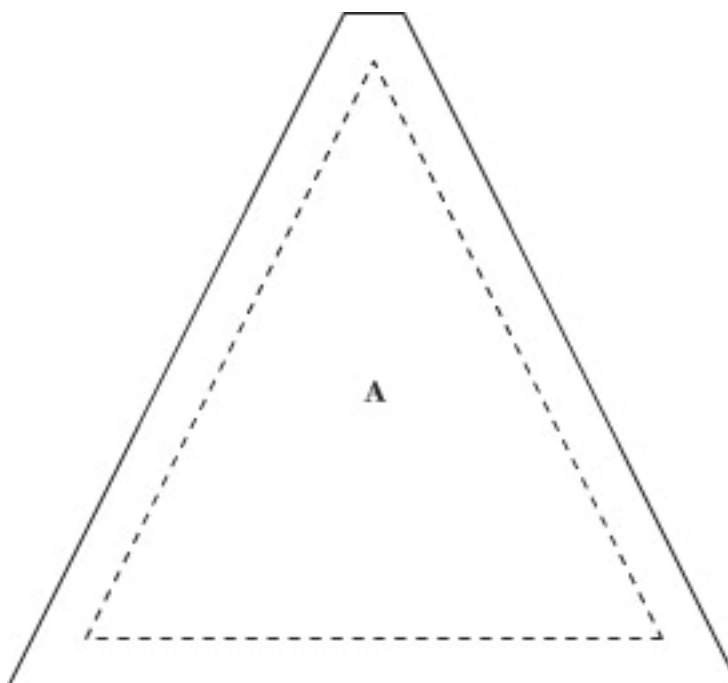


Fig. 1

Use template B & Br to trim the corners.



Template B & Br



Template A

**CAMEO Guild Meetings Minutes
March 15, 2018
Clawson United Methodist Church**

Meeting called to order by President Cindy May at 7.04pm. After the Pledge of Allegiance Cindy welcomed everyone and requested that all planning to attend National Quilt Day Sew In on Saturday to please sign in today.

February Minutes. Sharon Cratsenburg corrected the minutes to show that the Retreat is not limited to 40, rather that is our break even point. There is no maximum. Laurie Johnson moved to accept the corrected minutes, Pat Baldauf seconded, the motion passed. The Minutes were approved.

Sharon Cratsenburg, VP Facilitator introduced the speaker Donna Kooistra, AQS Certified Appraiser Of Quilted Textiles and President of PAAQT, Professional Association Of Appraisers of Quilted Textiles, and thanked Maggie Smith for the referral. We were treated to an informative discussion giving us a better understanding of "Why Appraise" and "The Different Values" and how they are applied. Ms Kooistra will be available on Friday to give appraisals, please sign the appointment sheet if you want an appraisal.

8.15- 8.35 break for refreshments.

Committee Reports

Cindy May gave Membership report. A new member joined, Jackie Considine, making a total membership of 55. 35 members signed in today, but Cindy counted 40.

Pat Baldauf, VP Treasurer. Reported the guilds financial balances.

Sharon Cratsenburg for Charity Committee reminded that all Layette items must be turned in by next meeting, very little has come in so far.

Karla Sutton reported that Charity Day had gone very well and 26 people had attended

Carole Gilbert: National Quilt Day, Saturday March 17, St. Patrick's Day come quilt all day. 9-3 at the church. Sign up today or call Carole

Sharon Cratsenburg: Retreat. There are 30 registrations so far. There will be no mystery quilt this year so ignore the \$2 fee on the registration form. There will be a Make-n-Take, a plate/knife/fork carrier. Please register by next meeting.

Programs. April 19th meeting will be Linda Theofeldt and Saturday 21st will be open sew.

May 17 will be Karen Turckes and her class on Saturday 19th will be on Landscape Design, there are still openings.

Sandy Peiss: Nominations and Elections Committee Must have at least one more person for this committee in order for the Guild to continue to exist. Please volunteer.

Rosemary Spatafora reported that next month's fabric exchange would be Civil War fabrics and 8 people had signed up.

Theresa Nielsen: Round Robin is going very well

Jan Reccinos: Field Trip to Great Lakes Quilt Center is set for June 2nd. 10 people are signed up.

Loreen Garrison: Guild Challenge, "Cameo Revelations" sign up next meeting if you are going to participate
Quilting with Confidence meets Saturday March 17, a corrected pattern will be distributed.

Cindy May: Congratulations to Lucy Lesperance for having her quilt, "Lucy in the Sack with Sapphires" accepted for Paducah Quilt Festival. and to Barbara Lusk for the quilting.

Cameo Tea at Historical Museum, March 22. Cindy still has 2 tickets

Bellville Historical Museum 22nd Annual Quilt Show, March 1-28

Slip of the Keyboard was won by Rosemary Spatafora

Board Meeting March 22 at the home of Pat Baldauf.

Newsletter deadline March 31.

Meeting adjourned 9.00pm .Respectfully submitted, Ann Bonelli

CAMEO Board Meeting Minutes March 22, 2018

Meeting called to order at 7.05 by President Cindy May. Meeting was held at the home of Pat Baldauf. All Board Members were present.

Nominations & Elections Committee. Members are Sandy Peiss, Donna Brokenshire, Jan Recinos and Karen Sayles. They will meet on Thursday and then begin making phone calls to solicit volunteers. Discussed how difficult it is to get people willing to run for offices and how burned out others are getting. The number of officers and committees have been reduced over the last two years to try to address this problem. We must have a full slate of officers in order for the club to exist. Of those on the Board, only Cindy is not eligible for an office.

Research & Information. Jan Recinos is working on a trip to The Lace Museum in Novi.

Sharon Cratsenburg, Programs ...Donna Kooistra was very well received. It was suggested that we ask members who had her appraise their quilts to bring them to the meeting so the membership could see how close they could get to her appraised value. Linda Thieffold, a former Cameo member, will be the April speaker, her topic, "Confessions of a Scrappy Quilter" May speaker, Karen Turkes." Transforming Fabrics" followed by a workshop on Saturday "Landscape Design". 8 members have signed up, there is room for more. How can we get more people to attend workshops? We might try more advertising of our workshops to non-members. Anyone booking speakers from out of state, should be aware that we have to have a workshop to defray expenses and because those speakers will not come just for Thursday evening.

Calendar for next year Cameo meeting falls during Easter Week namely Maundy Thursday, in 2019 so, meeting will be held April 25 if the church is available. Barbara Lusk will check on availability of all our dates. There is going to be a rent increase, the amount to be determined. They have not raised our rent once for the 10 years we have been there. Retreat in 2019 will be held on the first weekend in May.

Cindy had contacted Shirley Rajewski from Stitching in the Well regarding our participation in their quilt show but has not heard back from her yet.

Items are needed by the next meeting for the Layette for the Clawson Methodist Church.

A number of members attended the Troy Historical Museum's Cameo Tea. Ron Hynd gave a fascinating talk on the collecting and care of cameos. A report will be in the next Newsletter. Also, Charity Day needs a report. All Group leaders need to provide reports for their events.

The check was mailed to Oakland County Quilt Guild for an ad in their show catalog.

Newsletter deadline March 31.

Next Board Meeting date changed due to retreat, Tuesday, April 24 at the home of Karla Sutton.

Adjourned 8.05

Respectfully submitted, Ann Bonnelli

CAMEO Quilters 2017-2018 Executive Board

PRESIDENT

Cindy May
president@cameoquilters.org

VP FACILITATOR

Sharon Cratsenburg
vp-facilitator@cameoquilters.org

VP SCHEDULING

Loreen Garrison
vp-scheduler@cameoquilters.org

VP MEMBERSHIP

Susan Larson
vp-membership@cameoquilters.org

RECORDING SECRETARY

Ann Bonnelli
secretary@cameoquilters.org

CORRESPONDING SECRETARY

Karla Sutton
corresponding-secretary@cameoquilters.org

TREASURER

Pat Baldauf
treasurer@cameoquilters.org

ASSISTANT TREASURER

Cheryl Cawley
asst-treasurer@cameoquilters.org

MEMBERS AT LARGE

Laurie Johnson
Barbara Lusk
Kathy Wilson
member-at-large@cameoquilters.org

Granny
Lady Quilts

blusk5510@Gmail.com
248-288-1142

"Put Memories in a Quilt"

Barbara Lusk

Digital long arm quilting Custom designed quilts

CAMEO's: Here is the Nominations Form for you to fill out in preparation for your personal telephone call. Please bring this to the meeting April 19. Thank you,

Donna Brokenshire, Jan Recinos, Karen Sayles, Sandy Peiss

CAMEO Quilters Guild 2018-2019 Executive Board Nominations Form

Nominate at least one eligible member for each office; you may nominate yourself. There will be a manual to follow.

***PRESIDENT** - Presides over all guild and board meetings and oversees the organization of the guild:

_____ and _____

***FACILITATOR VP** - Promotes and implements the programs and workshops that were set up by the 2017-2018 Program VP; works the Programming Committee:

_____ and _____

***SCHEDULING VP** - Has 12-15 months to schedule programs (speakers and workshops) for the 2019-2020 guild year.

_____ and _____

***MEMBERSHIP VP** – Maintains and keeps membership records current; produces the directory; receives and processes membership applications and fees; chairs Membership Committee, which helps at the Membership Table during general meetings:

_____ and _____

***RECORDING SECRETARY** - Takes minutes at all meetings and maintains a file of those records:

_____ and _____

***CORRESPONDING SECRETARY** - Maintains a file of all correspondence; shares pertinent correspondence with members; handles correspondence as directed by the Board:

_____ and _____

***TREASURER** - Is the custodian of the guild's funds and financial records; prepares annual budget; pays expenses; does the banking and is required to give a financial report at each meeting:

_____ and _____

***ASSISTANT TREASURER** - Aids the Treasurer, helps prepare annual budget, and reconciles the bank statements:

_____ and _____

***MEMBER(S) AT LARGE** - THREE are elected - Each of the three serves to represent the General Membership and conveys member interests, concerns, and interests to the Executive Board:

- | | |
|----------|----------|
| 1. _____ | 4. _____ |
| 2. _____ | 5. _____ |
| 3. _____ | 6. _____ |

Your Guild # (found next to your name in the membership directory) _____

More detailed information may be found in the Bylaws Article IV Sections 1-4(l) or contact current officers for information. Please return no later than the April Meeting to enable Nominations and Elections Committee to do its work; it may be mailed to:

Sandra Peiss/CAMEO Nominations
23861 Ithaca
Oak Park, MI 48237

Thank you very much.

Show "N Tell - March 2018

Loreen G.



Carole G.



photos by
Henye Rachmiel

Pat B. and her
"Boston Commons"

Pat B.



Cheryl C. is
hiding behind
her quilt!



Karla S.



National Quilting Day - March 17, 2018

Shannon B.



Maggie S.



Betty B.



Judy M. concentrating

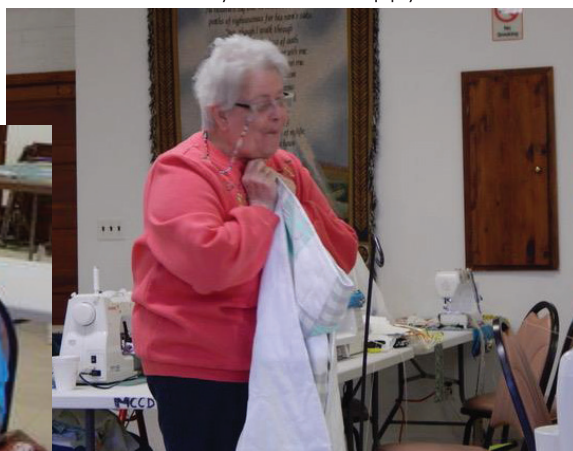


Jan and Jolene consult



Joanne A.

Kathy D. is sew happy!



Loren G.



Sharon C. (such a cute photo!)

photos by Henye Rachmiel

