



**CAMEO Quilters
2014 - 2015
Executive Board**

President

Sharon Cratsenburg
president@cameoquilters.org

Vice President Facilitator

Loreen Garrison
vp-facilitator@cameoquilters.org

Vice President Scheduling

Theresa Nielsen
vp-scheduler@cameoquilters.org

Vice President

Membership

Cindy May
vp-membership@cameoquilters.org

Recording Secretary

Carol Fetsco
secretary@cameoquilters.org

**Corresponding
Secretary**

Sharon Johnsonbaugh
corresponding-secretary@cameoquilters.org

Treasurer

Janeen Sharpe
treasurer@cameoquilters.org

Assistant Treasurer

Jean Schlegelmann
asst-treasurer@cameoquilters.org

Member at Large

Lynda Draudt
member-at-large@cameoquilters.org

Janet Steele

member-at-large@cameoquilters.org

Linda Watkins

member-at-large@cameoquilters.org

Newsletter Editor

Rosemary Spatafora
newsletter@cameoquilters.org

The Silhouette

The
Newsletter of CAMEO
QUILTERS


<http://www.cameoquilters.org/>

Facebook - <https://www.facebook.com/CameoQuilters1>

Volume 21

Number 7

February, 2015



Rescheduled from November

How Not to Make a Prize-Winning Quilt

by Nationally-Known Quilter

Ami Simms

Thursday, February 19 - 7 p.m.
Clawson United Methodist Church
205 N. Main Street
Clawson, MI

*Come And Meet Each Other
and enjoy a humorous lecture about
Ami's adventures in quilting!*

President's Corner...

I want to wish a Happy Valentine's Day to all CAMEO quilters. Where does the time go? The bustle of the Christmas holidays is past and so will Valentine's Day by the time we have our next meeting. Do you realize we are halfway through this CAMEO year and less than five months until our quilt show? How many UFOs do you have completed for our quilt show? Our open sew day in January was a great success. It seemed like many UFOs were being worked on. We had a couple new members attend and learned some very interesting and talented things about them. At our next meeting please introduce yourself to a new member or guest. Our quilting members have a wealth of knowledge. At January's meeting a couple of the guests said they felt very welcomed by our guild members. Great job!

Don't forget, Ami Sims will be here for our February meeting in place of the Whistle Stop. Bring a friend to hear her lecture on "How Not to Make a Prize Winning Quilt." Every month during show and tell we see so many prize winning quilts made by our members, but I'm sure we'll pick up a tip or two from Ami. Please join us.

Our committees for the quilt show are busy making plans. Remember during a quilt show year members need to help on a committee for the show. As dates get closer, you will be asked to help at the show. Please do not hesitate to work an hour or two. A CAMEO Appearance, A Quilter's Paradise is going to be a great show. Don't forget to sell your raffle tickets. Wouldn't you love to sell the winning ticket or be the winner of our beautiful quilt yourself?

Sew long for now. Keep those machines humming!
Sharon Cratsenburg



2014 - 2015 Guild Program Calendar

2014 - 2015 CAMEO Programs

2015

February 19 - Ami Simms (rescheduled from November)

February 21 - CAMEO Charity Sewing Day

March 19 - Lee's Lines - Crazy Quilting

March 21 - National Quilting Day

April 16 - Kay Nichols: Wonderful One Fabric Curves

April 18 - Kay Nichols One Fabric Curves Workshop

May 1-3 - CAMEO Quilt Guild Retreat

May 14 - Delphine Quilt Shop: Sisters by Choice

May 16 - Open Sew

June 5, 6 - CAMEO Quilt Show!

June 18 - Potluck, Meeting & Elections (Members Only)

Editor's Note: The deadline for the March newsletter is February 26. Keep reading for the Slip of the Keyboard.

A Valentine Project - Hearts for Hearts & Hugs!

CAMEO members,

We are in need of heart blocks for our hearts and hugs committee. If each of you could make a couple and bring them to the next meeting that would be appreciated. We send them with a card to guild members when we hear of an illness or a need for cheer. Thank you for your support in the past. Please give them to Kathy Vigne or myself at our meeting.

Sharon Cratsenburg



Items to bring to the February meeting:

1. Yourself and your smile!
2. Your Name Tag
3. A guest or many guests! (\$10 guest fee)
4. Your fabric for the February Fabric Exchange (see article)
5. Lots of \$\$\$ for Door Prize tickets!
6. Charity Donations
7. Library Books to return
8. Heart Blocks for Hearts & Hugs

Program News - Loreen Garrison

On February 19th, Ami Simms will tell us how NOT to make a prize winning quilt. Bring your Twisted Sister tops for Show and Tell. Ami would love to see them.

On March 19th, Ms Lee from Lee's Lines LLC will present a trunk show on Crazy quilting. Their products and instructional materials will be available for purchase. Audio and visual recordings, in any form, shall not be permitted during the event.

On April 16th, Kay Nickols will tell us about Wonderful One Fabric Curves.

Kay Nickols is a professional quilter who is known for her enthusiastic teaching and trunk shows. She is a former teacher and administrator. Since she has retired from the world of academia, she and her husband, Rollie, have traveled to all parts of the world. She always makes time to shop in far away places for the ultimate fabrics for the STASH!

Sign-up Open for April 18 - Kay Nickols full day class on One Fabric Curves.

Using only one fabric create a unique queen sized quilt top. The beautiful border prints are cut to show a variety of finished designs. Students learn to piece curves without pinning. This time honored favorite is made using templates.

Charity Day - February 21 - Barb Lusk

Please mark your calendars and plan to attend Charity Day "Love Is" on Saturday February 21, 2015.

We will be gathering at the Clawson Methodist Church from 9:00 AM to 3:30 PM. A Continental Breakfast, soup and salad lunch plus some other goodies await you.

Our Charity Committee will provide kits, etc for the day. You will need your basic sewing supplies and machines.

This has always been a fun day of sewing for our charities while we enjoy the company of our quilting friends. Please sign up at the membership table at the February meeting or contact me directly. We want to know you are coming :D!



Maggie's
Top Stitch Quilting
248-543-5881
Custom Machine Quilting
Memory Photo Quilts
Custom Created T- Shirt Quilts
Memory Patches



MaggiesTopStitchQuilting.com

Membership News and Notes

Cindy May

Membership Chairperson

Our February meeting had 49 members in attendance and seven wonderful guests! We also have another member, Kerren Heilman, from Sterling Heights. That brings our total up to 73 members.

Please continue to encourage any interested quilters to come and share a meeting with us. I am so proud to see us continue to grow!

Birthday wishes going out this month to:

Peggy Wanat: 2/15

Joline Bowdich: 2/18

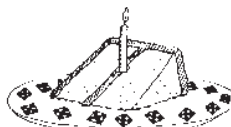
Sybil Derderian: 2/20

Johnnene Maddison: 2/25

Pat Baldalf: 2/27

Shirley Gugan: 2/27

Peggy Grunow: 2/28



Hospitality - Betty Carpenter and Kay Schepke

A grateful Thank You for all the goodies brought to the January meeting. We do appreciate the effort and the results in supplying them. Another thank you to Lois Marr who helped with kitchen duties last month, she went above and beyond and wasn't scheduled to work. Karen Salyes and Lucy Lesperence will be our helpers for February, so give them a big thank you if you see them.

February members who are bringing treats:

Peggy Wanat

Joline Bowdich

Sybil Derderian

Pat Baldalf

Shirley Gugan

Peggy Grunow



We are a little short on treat bringers for February, so if you happen to have something you would like to donate outside of your regular scheduled month it would be greatly appreciated.



Thoughtful
Long-arm Quilting

All-over & Custom Quilting
Custom T-Shirt Memory Quilts
Statler Sales Rep & Training

RUTHMCCORMICK.COM
248.736.3200 Rochester Hills, Michigan

Quilt Show News

Quilt Photos for Registration Form

Carol Fetsco

Frustrated about supplying two photos of your show quilt entry for the registration form?

Don't be. Here is an easy way: use the camera on your cell phone!

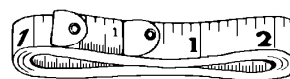
*Enter your e-mail address into your cell phone contacts as if you were entering someone's telephone number.

*Use your cell phone to take a picture of your quilt top, it doesn't have to be quilted or bound, just the top is needed.

*Follow the instructions on your phone to send the picture choosing your e-mail address instead of a phone number. (All phones are different so I can't be specific here, but your phone should lead you to be able to send the photo to your e-mail address. Try taking a picture of anything to learn how to do this and when you are sure about what to do, take a picture of your quilt top.)

*Open your computer and go to your e-mail. The phone message should be there as the photo when you open it. Print the e-mail just as you would any thing you can print out from your e-mail. The picture does not have to be printed on anything special, just use your regular printer paper. Print it out a second time. The 2 photos will be good enough to attach to the registration form.

Now go write the quilt's story that will appear on the quilt during the show, fill out your registration form, and turn it in. It is that easy. Remember, several committees are waiting for the info on your registration form so they can get their work done and they have their own quilts to work on too. Be considerate and get the form in as soon as the top is done.



Deadline to Get your Show Entry Quilted -

Carol Fetsco

If you intend to give your show quilt entry to either Maggie Smith or Barb Lusk to be quilted, the deadline to turn them in is March 1 to get it back in time to add a binding, a label, and a sleeve. Your completed entry for the show is due June 4 at Madison Place.

If you haven't turned it in to get quilted by March 1, you'd need to call your longarm quilter.

The dictionary is the only place
where housework comes
before quilting!

Quilter's Calendar

Feb. 5, 7pm - Oakland County Quilt Guild

Members' Studios Slide Presentation
First Congregational Church, 1315 Pine St., Rochester
www.oaklandcountyquiltguild.com

Feb. 12, 7pm - Great Lakes Heritage Quilters Guild

Beatrice Hughes Lecture, Color is Elusive
Birmingham Unitarian Church
38651 Woodward, Bloomfield Hills
www.glhq.org or www.facebook.com/GLQuilters

Feb. 17, 7pm - Quilt Guild of Metro Detroit

20633 Vernier, Harper Woods
Storybook Quilts
QuiltCon presented by the Modern Quilt Guild
Feb. 19-22, Austin, TX
www.quiltcon.com

Great Lakes Heritage Quilters 2015 Quilt Show


Fri. Feb. 27 - 10 am-6 pm &
Sat. Feb. 28 - 10 am-5 pm
King's Court Castle, Canterbury Village,
2325 Joslyn Ct., Lake Orion, MI 48360.
Admission is \$6. www.glhq.org

Shipshewana on the Road

Feb. 28-Mar. 1, Birch Run Expo
Sat.: 9am-6pm; Sun. 10am-5pm
Adults \$4
https://www.facebook.com/birchrunexpos

The Greatest Sew On Earth

Sponsored by Piecemakers Quilt Guild
March 20-21
Kochville Veterans Hall
3265 Kochville Road
Saginaw, MI
9 am-6pm Friday; 9 am - 4 pm Saturday
Admission: \$5; 6 to 17 - \$3; 5 & under free
Contact: quiltingbabe70@gmail.com or
www.piecemakersquiltguild.com



Charity Committee -Willie Pfeiffer

Thanks to everyone who has turned in finished kits. Gold stars to the finishers who bind and quilt for others.

Charity Sew-In Day is scheduled for Feb 21, Saturday after guild meeting at 9:00am. Bring any charity kit/project you are working on or kits will be available. We will have lap robes, pillowcases and memory envelopes as our focus projects.

If you have a serger, bring it to make a quick job of memory envelopes and pillowcases. I'll be showing you how and will have serger thread for you. There will be prizes for those who finish the most of each type of kit on Charity Day. The Charity Day Committee has a plan for light breakfast and a great lunch. Although this is a work day it is always fun and social and a good opportunity to get to know more members. A honeybee must tap 2 million flowers to make one pound of honey. Please set this day aside to help your guild. If you need a ride there are many members who might help. Get your membership list out & call or email those close to you.

Reminders:

- Sign out and return all kits with or in their original envelopes and check them in at the Charity Committee table.
- Return patterns if you have extras. Keep one for your own use.
- Return finished projects in a timely manner. Three months is our goal. All kits are precut & easy. If you have kits from last year or longer please finish them.

There have been a few great fabric donations from members doing sewing room maintenance (sounds better than cleaning). Special thanks for your generosity. If you get the bug to perform any "maintenance" don't forget the Charity Committee accepts cotton & flannel fabrics for kits & backings.

Check, clean & oil your machine & bring what you need to sew with. You don't need lights. Call me if I can help you in any way. See you there!

ps: April is our donation collection for May delivery to the Church Layette Program. We need baby quilts, clothing, diapers, etc. Start collecting now & watch for sales.

CAMEO Display at the Royal Oak Library -

Rosemary Spatafora

The Royal Oak Public Library is welcoming CAMEO back for another display in March. This will be a great way to celebrate National Quilting Month and to publicize our quilt show.

Miniature Quilts Needed

Part of this display will be an exhibit of some of the Silent Auction miniature and small quilts. This means we need these completed quilts by February 25. If you would like to have your miniature/small quilt be a part of this exhibit please get it to Karla Sutton by that date.

All items will be in a locked display case right inside of the entrance/exit doors. In addition, the library is having their Friends Book Sale on March 5 -7 so there will be lots of people who will see our display.

Thanks so much to our generous CAMEO members for your donation of a miniature/small quilt for the auction.

blusk5510@Gmail.com
248-288-1142

Granny Lady Quilts

"Put Memories in a Quilt"

Barbara Lusk

Digital long arm quilting

Custom designed quilts

FABRIC EXCHANGE - Janet Steele

I can't wait to get home after a CAMEO guild meeting to see all the luscious fabrics I now own from the fabric exchange! It has become one of my new-found quilting joys! As I write this article, I am surrounded with warm, cozy reproduction fabrics from our January exchange. I am currently working on a 1" hexie quilt, and at this writing, I'm a bit past 1,100 hexies made from reproduction fabrics. I have fallen in love with reproduction fabrics one hexie at a time. The down side to January's exchange is I didn't sign up for the red/white swap! The fabrics were beautiful!

I can only imagine what February's BATIK exchange will yield. Before I list the participants, however, a few housekeeping items regarding:

Selvages left on squares
Miscalculating the number of sets of squares
Sets of squares with the same two fabrics


There no longer seems to be an issue with squares cut less than 8"; that's a good thing!

Selvages are more tightly woven than the fabric to which they are attached; not to mention the fact that they are not the same color as the fabric! When fabric is washed, the fabric will shrink, but the selvage won't, causing a pucker. Please cut the selvage off before cutting squares. There is then the problem of not cutting enough sets of squares. What I'm finding is this often occurs when members sign up for two exchanges, and they simply get the numbers mixed up. As an example, 10 of one exchange, and 12 of the other; the sets get switched, and one exchange will have 2 more than needed, while the other will have two less. Finally, the idea of an exchange is to add different fabrics to your stash; so we prefer two different fabrics per set.

For February's exchange, there will be 19 participants. This is a BATIK exchange; any color Batik is acceptable! Two different Batiks per set will make this an amazing exchange.

Betty Carpenter	Linda Pankratz
Cheryl Cawley	Tina Rink
Loreen Garrison	Jean Schlegelmann
Carole Gilbert	Janeen Sharpe
Linda Griffin	Rosemary Spatafora
Sharon Johnsonbaugh	Jackie Speer
Lois Marr	Janet Steele
Cindy May	Megan Sutton
Cathy Mentkowski	Linda Wallace
Theresa Nielsen	

Looking forward to February's exchange!



2015

OH-MI



Shop Hop



March 19 - 21

Thursday - Saturday, 9:00 am - 7:00 pm

Join fellow quilters in hopping from shop to shop for prizes, special sales, a free gift and more...

- Prizes - Quilt Cash totaling **\$1000.00!**
- \$50.00 value **door prize** at each shop
- **Free Fat Quarter pattern** at each shop
- Each shop will have a sample of their pattern on display
- Special sales plus **20% off** selected fabrics
- Bus trips sponsored by Sonflower Quilts, Sew What and The Material Girls.
- Passports **only \$5.00** and includes a free gift.

Buy your Passport from any of these locations...

The Material Girls
1850 Grindley Park
Dearborn, MI 48124
313-561-1111

The Quilt Patch
112 N. Evans St.
Tecumseh, MI 49286
517-423-0053

Sew What!
144 Sycamore
Wyandotte, MI 48192
734-281-1344

Sonflower Quilts
6600 Sylvania Ave.
Sylvania, OH 43560
419-885-4438

Quilt Foundry
234 W. Wayne St.
Maumee, OH 43537
419-893-5703

Threads of Tradition
at Sauder Village
22611 State Route 2
Archbold, OH 43502
419-445-9610

Ann Arbor
Sewing Center
5235 Jackson Rd
Ann Arbor, MI 48103
734-761-3094

Retreat Registration

Our annual retreat is coming up in May. The cost is \$100.00 which includes three (3) whole days of sewing, fun, and laughter. The retreat starts at 8:00 a.m. on Friday, May 1. If you wish to come Thursday night there is an extra charge of \$16.00. The committee will let you know what time on Thursday people can arrive. The Registration Form is included in this newsletter. Mail your forms to Pat BAuldaf or turn them in at our next meeting in February.

Narrative Quilts of Pauline Parker Display in March

The Village Theater at Cherry Hill in Canton is pleased to announce their first show of Pauline Parker's quilts and paintings. Twelve of Pauline's quilts will be on view though not for sale. Additionally, six watercolors from her range of work spanning 50 years will be available for sale. Please join us for the opening reception Thursday, March 5. The exhibition will be on display March 2-31, 2015.

Free and open to the public on most weekdays 10 a.m. to 2 p.m.
The Village Theater at Cherry Hill, 5400 Cherry Hill Rd.,
Canton, MI 48187

CAMEO Quilters Guild -January 15, 2015 General Meeting Minutes - submitted by Carol Fetsco

The meeting took place at the Clawson United Methodist Church, 205 N. Main, Clawson, MI 48017
Call to order at 7:01 P.M.

President Sharon Cratsenburg welcomed everyone, requested cell phones be turned off, led everyone in the Pledge of Allegiance and read CAMEO's Mission Statement. She called everyone's attention to changes in the order of the agenda for tonight due to the importance of filling the Nominations & Elections Committee and of the vote on amending a section of the Bylaws.

Loreen Garrison, Facilitator VP announced that this Saturday, Jan. 17 is an open sew day at the church hall from 9-3:30. Bring your own lunch. Loreen also reminded everyone that at the February 19 General Meeting, our annual Whistle Stop program will not take place as Ami Simms will be doing a "make up" presentation of her program that was cancelled in November due to weather. February 21, the Saturday following the General Meeting, will be our annual Charity Day. There will be a continental breakfast, and a lunch served courtesy of the Charity Day Committee. A signup sheet is available at the front table, please indicate if you will be attending so that plans can be made based on expected attendance. (Call Loreen if you don't get a chance to sign up and want to attend) The theme is "Love is..."

Kay Nichols will be here in April speaking about "One Fabric Curves" and her workshop the following Saturday will be on the same. There is a 60-day cancellation clause in her contract so the number of members who want to attend her workshop need to register with me no later than the February General Meeting. If the workshop doesn't fill it will have to be cancelled no later than Feb. 20 or CAMEO would have to pay a percent of Kay's workshop fee. Information about her workshop, pictures of possible quilts using her technique, and registration forms are available tonight at the back table.

If interested, register soon. Contact Loreen.

Theresa Nielsen, Scheduler VP reviewed the guest speakers under contract for appearances: Backstreet Quilts in Jan.2016, Barn Quilts in May 2016, and Monique Dillard in October 2016. Call Theresa with ideas for additional guest speakers or topics.

Cindy May, Membership VP announced that CAMEO now has 73 members with 45 in attendance tonight and 7 guests. The guests were asked to stand and be recognized.

New Business:

Per the Bylaws, Sharon indicated that the Nominations & Elections Committee needed to be filled with 4 members. At this point, only one member, Linda Pankratz, has been named to the committee. Three more are needed. Sharon asked for volunteers for the important committee. Laurie Johnson volunteered and will be added. As there were no additional volunteers, Sharon announced that at the January Board Meeting, two other members will be appointed, and all members will be eligible.

Next item of New Business: the need to amend Bylaws Article VI Section 2 C. Sharon reviewed the reasons why the Board is suggesting the change; Loreen Garrison moved to "amend Article VI Section 2C of the Bylaws to read '...which exceeds \$750.00...'"; there was a second by Linda Wallace. A discussion followed. After a time, Carole Gilbert called for the question and the vote was taken by a show of hands.

Sharon reminded the members that only Active members could vote. Cindy May counted the hands in favor at 43, the hands opposed at 0. Sharon stated that the motion carried, Article VI Section 2C will read '...which exceeds \$750.00...' from now on.

The Hospitality Break came at 7:25; The program for the night began at 8:00. Barb Lusk spoke on "The Quilt Top is Done, Now What?"

Business meeting resumed at 9:10.

Committee Reports:

Charity Day on Feb. 21, sign up if intending to be there; everyone welcome to attend. Lots of charity work to be done and kits available or bring your own unfinished charity project.

Linda Watkins on Quilt Show: Basket Auction is requesting notions for next month's donation along with thread. Joann's is having a 50% off sale on notions and embellishments. Raffle quilt is going to be at Sew many things in Clinton Twp.; Cristina's in Rochester; All Sew in Flint; Guildcrafters; please support the shops that support CAMEO. See newsletter for more information.

Retreat Committee: Get your applications and payment in.

Janet Steele for Fabric Exchange announced that the theme for February is Batiks, 2 different 8" square batiks, any color, times 19 each are due in February; Janet showed projects made out of the exchange squares she received last month.

Carole Gilbert won the Slip of the Keyboard for January.

Show and Tell, door prize winners, and announcements followed.

Meeting adjourned at 9:39 P.M.

CAMEO Quilters Guild - Executive Board Meeting January 22, 2015 - submitted by Carol Fetsco

The meeting took place at the home of Carol Fetsco.

Executive Board Members present: Sharon Cratsenburg, Lynda Draudt Carol Fetsco, Loreen Garrison, Sharon Johnsonbaugh, Cindy May, Theresa Nielsen, Janeen Sharpe, Jean Schlegelmann, Janet Steele, Linda Watkins

Call to Order: 7: 07P.M.

Minutes of November 25, 2014 – approved as sent, signed, dated, and placed on file.

President Sharon C. - On Nominations and Elections Committee needing four members: since the January General Meeting two more members have volunteered to serve besides Linda Pankratz and Laurie Johnson and they are Sybil Derderian and Lucy Lesperance. Nominations & Elections manuals were updated and revised by Carol Fetsco and given to Theresa N. to distribute to the four committee members.

On Associate Membership - Cindy May, Membership VP requested direction re how it should be handled as she has removed the option of Associate Member from the Member Enrollment Form in order to comply more accurately with Bylaws Standing Rule #2a, b & c. The consensus was that Cindy will educate the members via newsletter articles, announcements at meetings, website and Facebook so that all understand the correct and only way to request Associate Membership.

Loreen G., Facilitator VP – 17 members were at the Saturday Sew-in on January 17 at the church hall; Ami Simms will be the guest speaker on February 19 in place of Whistle Stop; Saturday, February 21 is CAMEO's Charity Day; on March 19, Lees Lines is scheduled and on Saturday, March 21 is CAMEO's National Quilting Day Celebration; Kay Nickols is scheduled for April 16 and she will lead a workshop on Saturday, April 18. As of Jan. 15, there were 7 members signed up for the April workshop and Loreen was directed to open the workshop to other guilds; Loreen will do so via e-mail, website and Facebook. At this point the addresses for submitting items to CAMEO's website and Facebook page were reiterated, you can reach both at cameoquilters.org or use webmaster@cameoquilters.org or use facebook@cameoquilters.org

Cindy M., Membership VP - Reported that as of the January 15 meeting, there are 73 members, 65 Active, 8 Associates; there were 49 in attendance with 7 guests. Discussion followed about the importance of making guests feel welcome by engaging them in conversation as much as possible.

She also asked for clarification on the exact wording for the amendment to Article VI 2C of the Bylaws as she noted that there appeared to be a double negative. The wording, from now on, will read: To expend monies as the Board deems necessary and advisable; the Board shall not commit the Guild to any project, program, or expenditures which exceeds (\$750.00) dollars without authorization of fifty-one (51) percent of the general membership. The date of the amendment will be noted on the last page of the Bylaws following Article XI Section 2B.

Theresa N., Scheduling VP – Reported that she has confirmed contracts for Monique Dillard for Nov. 2015, Susie Parron for May 2016, Barbie from Backstreet for Jan. 2016. Due to delays, Pat Sloan has booked another speaking engagement on the dates she was wanted to appear at CAMEO, nonetheless Theresa will go ahead and book her for the 2016-17 guild year and hand that booking over to the next Scheduling VP. Theresa is working on securing contracts for Vickie Pignatelle and Sue Reich for next year. Names of other possible speakers were given to Theresa to check.

Carol F., Recording Secretary – gave update on Retreat Committee, her liaison committee: everything is going well and on schedule, committee works very well together.

A brief discussion followed re the May Retreat; dates are May 1-3. It was suggested that the Board cover the cost for the conference chairs for the guild members who attend. Janeen Sharpe moved to "have the Board make an offer to the Retreat Committee to cover the cost of the payment for a conference chair for each guild member who attends this year's retreat, contingent on approval by the Retreat Committee." Second by Cindy May. Brief discussion followed. Vote was taken 11 in favor, 0 opposed, motion carried. Carol Fetsco, Retreat Committee Liaison and Cindy May, Retreat Committee member will convey the offer to the Retreat Committee at its Feb. 4 meeting and seek its approval. If approved the Retreat Committee will let Janeen Sharpe, Treasurer, know the total cost and she will prepare a check to cover it. Also Carol F. was asked to request that costs for both members and non-members be printed on the application forms.

Sharon J., Corresponding Secretary - showed the kinds of thank you cards she sends and read the three types of thank you notes that she writes, to a guest speaker who leads a workshop also; to a workshop leader; to a guest speaker. In her Liaison Committee reports Sharon indicated that Nancy Bekofske with help from Megan Sutton have taken over Waneda Mathis' Archives Chairman position; Audit is not meeting yet and President's Quilt is going well. Discussion followed re what to do about the boxes of archives that Waneda has. Consensus was to find out from Rosemary Spatafora how far back she has at least one copy of the each issue of CAMEO's Silhouette. Any missing ones can be replaced from the archives, otherwise all of the ones that are currently stored electronically can be put on a flash drive and saved for the guild's archives. Janeen attempted to contact Rosemary around 8:45 PM but there was no answer. Sharon J. went on to get clarification about the rules of the UFO Challenge she is chairing this guild year. Consensus: a deadline was announced for the receipt of member UFO lists and a fully completed UFO from the submitted list must be shown at Show and Tell during a General Meeting before a drawing ticket can be issued, no exceptions should be made.

(continued on next page)

Jean S., Assistant Treasurer for Janeen S., Treasurer – Two Board members were asked about checks issued prior to the most recent bank statement and they responded that the checks had been cashed.

As of December 31, 2014 Money Market, is at \$10,191.75; Savings at \$3,270.32; CD is at \$4,014.89 and expires Jan. 27 so money needs to be reinvested; checking is at \$2,082.75. Janeen S. suggested that the guild acquire a lap top computer for the Treasurer's use along with quicken 15 by donation or purchase.

Carol F. updated and revised the Audit Committee manual and Sharon distributed copies to Janeen S., Treasurer, Jan S., Ass't Treasurer, and Sharon J., Audit Committee Liaison, and directed that a meeting be arranged for the three officers involved with the treasury and the three volunteers to the Audit Committee so that the committee members meet, get copies of the manual, and understand the functions of the committee. Jean went on to report on her liaison committees – Door Prizes spent \$40.00 for January and took in \$68.00.; Fundraising, no information from it.

Members-at-Large Reports:

Janet Steele – on Fabric Exchange, going well with some problems that Janet is going to work on eliminating, mainly making sure members understand the rules of the exchange.

New Business:

Quilt Show, Linda Watkins, Chairman – Only 5 entry registration forms in to date. Sharon C. added that 18 of the 22 vendor spaces available have been sold, including 5 double spaces. The caterer vendor space has not been sold yet and more possible caterers will be contacted.

Janeen added about the website: the domain name is expiring in April and CAMEO has to renew it, Janeen will try to “talk down” the fee before requesting the Board to authorize the payment.

Theresa announced that there have been some requests from members to extend the deadline to turn in the Silent Auction mini-quilts, it will be covered during the next show Core Meeting and it will be placed on the meeting agenda.

Announcements: Next month the meeting is at Loreen G.'s home 34550 Forman, Sterling Heights, 48310.

Meeting adjourned: 9:35 PM

PAPER PRODUCTS THAT DO DOUBLE DUTY - *Janet Steele*

FREEZER PAPER

I'm sure we're all familiar with the use of freezer paper in quilting. It's 18" wide, and comes in 75 or 150-yard rolls; and it is very inexpensive. There is a matt side (the paper side), and a shiny side (the plastic side). It's great for paper piecing! You can write/draw on the paper side, and iron the shiny side down to your fabric. The wonderful thing is if you know alternate ways to paper-piece, you can reuse the paper pieces up to five times or better – until it won't stick any longer after ironing. Also, freezer paper is easily repositionable.

Freezer paper is also used for applique shapes, whether your applique method of choice is machine applique, needle-turn applique, or raw-edge applique. Again, the freezer paper sticks, and is repositionable.

Here's a tip: It can also be used to make templates if you don't have template plastic! First, draw the shape on the paper side and cut it out. Place this cut-out piece on another piece of freezer paper about the same size, shiny sides together, and cut the shape out again (there are now two pieces stuck together). Finally, with your cut-out shape on the bottom, take yet another piece of freezer paper and iron it atop the shape, and cut it out again. You will be surprised at your very sturdy template!

You can use what's left over to wrap food for the freezer . . .

PARCHMENT PAPER (also known as baking paper)

I'm not angry at myself for having purchased what we call “Pressing Sheets” in the past. I bought them before I knew better.

Pressing sheets, also called applique pressing sheets, are made of Teflon, Polylon, or other non-stick materials. If you use fusible web without some type of pressing sheet, you run the risk of having some of the sticky material either adhere to your iron, your ironing surface, or both. It can be quite a mess! When using a pressing sheet, if sticky material gets on it, once it cools, you just peel it off, with no harm to your iron or pressing surface.

Let's now take a look at parchment paper. We use it in baking all the time. This paper is grease- and moisture-resistant, specially treated to resist heat, and has a non-stick surface. I often sandwich fusibles between two sheets of parchment paper. It makes using fusible web a cinch! It actually cools off faster than Teflon pressing sheets. Although slightly opaque (not to the degree of freezer paper), you can still see through it as you position your applique underneath. Teflon pressing sheets range from about \$9 to \$17 or more. A roll of parchment paper – 33 feet of it – which will last you forever, can be yours for about \$5 or less; and so you are left with a choice: Polytetrafluoroethylene for \$17, or parchment paper for \$5.

PRESS 'N SEAL/CLING WRAP

Use this wrap to control unruly thread that doesn't have the thread cap at the top. Simply rewrap thread on the spool or cone, leaving a 2-3" tail hanging out. Wrap a piece of cling wrap around the spool, and your worries are over.



**CAMEO QUILT GUILD
2015 QUILT SHOW BASKET AUCTION
PARTICIPANT'S FORM**



Please turn in this form with your completed basket at the April, 2015 Guild Meeting. The Basket Committee will wrap your basket/container for you. AND - you can use any container that goes with your theme; it does not need to be a basket!

If you have any questions, please contact the Basket Committee Chair, Karla Sutton. Thank you for your participation!

Participant's Name(s) _____

Phone (____) ____ - _____ Email _____

Basket Theme/Name _____

Value \$_____.00

Do you have perishables? Please see below.

Please itemize contents, including perishables (so the committee knows nothing has been lost/misplaced). We suggest that you donate new items only.

CAMEO Silent Auction Registration Form

Name of Quilt _____

Made by _____ Quilted by _____

Techniques used _____

Contact phone number _____ Email _____

Dimensions: Width _____ Length _____ Hanging Method _____

Approximate materials cost _____ Approximate hours/labor _____

Designer, if other than maker _____

From (pattern, source, page, date, etc.) _____

***You must include copy of permission from designer with this form.**

1. Miniature/Small quilts must be no smaller than 12"x12" and no larger than 24"x24",
2. Designs from patterns, books, magazine, web pages, etc. require permission of the copyright holder in writing and citation.
3. All rights to the quilt are retained by the designer except the rights to exhibit, sell, and publish the quilt you donate with or without accompanying information (anywhere, everywhere, and in all media, in perpetuity) for the purpose of fundraising. These rights are given to the CAMEO Quilt Guild by the act of donating the quilt described above.
4. Information you provide above will be used on the bid sheet (except your contact information). PLEASE PRINT LEGIBLY. All fields are required.
5. Quilts will be auctioned on June 5 and 6, 2014 to raise funds for CAMEO Quilt Guild. Silent bidding will take place on both days.

My signature below signifies agreement with all conditions and requirements outlined above.

Signature

Date

Return this form along with your quilt by March 31, 2014.

Complete One Registration Form for each quilt entered. (*Instruction on next page*) **Registration Number** _____
If more than one quilt entered, check if this is your 1st ____, 2nd ____, 3rd ____ choice, in the event space is limited.

A CAMEO APPEARANCE: A QUILTER'S PARADISE
Madison Place, 876 Horace Brown Drive, Madison Heights, MI 48071
2015 CAMEO QUILT SHOW REGISTRATION FORM – please fill in all blanks
Deadline to return this form is April 16, 2015
****Your quilt does not have to be completed until June 4, 2015****

Name: _____

Address: _____ Phone: (_____) - _____ - _____

City: _____ State: _____ Zip: _____

Quilt Title: _____

Quilt Size: Length _____ x Width _____

Pattern Designed By: _____

Please note the following: 1) Your quilt does not need to be completed at the time you send in this form. 2) All quilts larger than 42 inches square must have a *five-inch* hanging sleeve. 3) Please enclose two pictures of your quilt/quilt top with your registration form. (Quilt does not need to be completed for picture)
Entry Fee for non CAMEO Guild Members: \$5.00 per entry

Category: Check One

Bed Size Quilt Wall Hanging Pillow Cover Presidents Quilt Challenge Quilt Sit-n-Stitch
 Garment Workshop Youth (Under 16 years of age when complete) Other _____

Technique: Write "1" for the primary technique. Check all others that apply.

Hand Pieced Machine Pieced Paper Pieced Hand Appliqué Machine Appliqué
 Mixed Embellishments Other: _____

Quilting

Hand Quilted Machine Quilted Mixed Quilting Quilted By: _____

Is this quilt for sale? _____

Quilt Description to be displayed with your quilt (25 words or less): _____

Agreement: I understand that CAMEO Quilters Guild and Madison Place will take every precaution to protect my quilt during the event, but cannot be held liable for loss or damage for acts beyond their control. I agree that CAMEO Quilters Guild has the right to use photographs of my quilt(s) in fundraisers, advertisements and other promotions for the benefit of CAMEO Quilters Guild.

Signature: _____ Date: _____

List person other than yourself who will pick up your quilt: _____

2015 RECEIVING COMMITTEE CHAIRPERSON:

Linda Watkins 2638 Parasol Drive Troy MI 48083

Email watkinlt@gmail.com

Instructions for registering a quilt in the 2013 CAMEO Quilt Show

1. Thank you for entering your quilt in the 2015 CAMEO Quilt Show. **Fill in one registration form for each quilt item submitted.** Fill in the top half of the form. Do not fill in the Registration Number. This will be done later. Return this form on or before April 16, 2015, (***Quilts do not need to be completed until Thursday June 4, 2015***) to the Receiving Committee Chairperson listed on the bottom of the form. Quilts entered in previous CAMEO Quilt Shows cannot be entered. *You may also want to take the time to register this quilt with the Michigan State University Museum's Michigan Quilt Project. You can download their application at this website: http://www.museum.msu.edu/gjqc/programs_mqp_register.html*
2. Entries submitted by non-CAMEO Guild members must include a \$5.00 entry fee.
3. Please **include two photos of the quilt** with the registration form with the Registrant's Name and Quilt Title on the back of the photos. The Receiving Committee will write the registration number on the back of the photos and keep one with your registration form. The second photo you will have to bring back when you are picking up your quilt along with your receipt.
4. Every quilt must have a label sewn on by the registrant to include Title of the quilt and Registrant's Name.
5. Quilts larger than 42" square must have a five inch sleeve on the back for hanging. Any quilt smaller than 42" will be pinned for hanging
6. Quilts may be hung by entry classification, such as bed size quilts, challenge quilts, wall hanging, etc. Please check only one category for each entry on the front of this form. One Registration Form is required for each quilt entered.
7. Print what you want to appear on the quilt hanging tag for the quilt show. Space is limited to 25 words or less, so please be brief. The committee reserves the right to edit. Some ideas would be to include quilt pattern, type of material & batting used, how you came to make this particular quilt, any special significance of the work, if the quilt has been included in any juried shows, special stitching, inspiration, how long you have been quilting, the product of a class you took. If the quilt is an heirloom, tell how it got to you, if it is a family piece, list information about where it came from, who stitched it, the date the quilt was created, etc.
8. Quilts can be dropped off on Thursday June 4, 2015 from 9:00 to 5:30 at the Madison Place.
9. The quilt show will end at 4:00 p.m. Saturday, June 6, 2015. Quilts can be picked up from the Registration and Receiving committee once all the quilts are taken down between 4:30 to 5:30. You will need to bring your receipt and the photo with the Registration information on the back with you to claim your quilt. If you cannot pick up your quilt and are asking someone else to pick it up, please inform the Receiving Committee Chairpersons ahead of time. Only the Registrants will be able to pick up their quilts unless arrangements have been made in advance. See page 1 of registration form.

Quilt Categories and Terms (for hanging and voting purposes)

Categories

Bed Quilts – Designed to be used as a bed covering or throw. Crib quilts, lap quilts, quilts for youth beds, and other small bed quilts are included in this category.

Wall Hangings – Designed to be hung for decorative purposes.

Small Quilts – Includes fabric postcards.

Miscellaneous – Includes any items not mentioned above. (Example: Table runners, tote bags, purses, clothing, etc.)

Techniques

Pieced – Quilts more than 50 percent pieced by hand or machine.

Appliqué – Quilts more than 50 percent appliquéd.

Mixed – Any quilts that are a combination or piecing and appliqué and /or other techniques so that less than 50 percent of the quilt is pieced or appliquéd.

Other – Any quilts that do not fit into the pieced or appliquéd categories: such as whole cloth, crazy quilt, network, embroidered, stenciled, painted, etc.

Quilting

Hand – Must be entirely quilted by hand. No machine quilting permitted.

Machine – Quilted on a domestic machine, either hand or computer guided.

Mixed – Hand and machine techniques.

CAMEO Quilters Guild
 Retreat Registration Form
 Lions Bear Lake Camp
 May 1, 2, 3, 2015

Registration No. _____

Name _____

Address _____ City, St, and Zip _____

Telephone #: Home _____ Cell _____

Email Address _____

Emergency Contact Person _____ Telephone # _____

Special Dietary Needs _____

Are you interested in participating in Mystery Quilt? (\$2.00 Additional Charge) __yes __no

Cabin mate preferences (Limit 8-NO EXCEPTIONS) _____

NOTE:

We need a count for the Staff at Camp. Please indicate if you are planning on:

1. Checking in Thursday Night (4/30/14): __yes __no Additional fee for Thursday is \$16.00, Check in time to be announced later. No cabin preferences for Thursday night as only a limited number of cabins will be opened.
2. Early Check in Friday is at 8 a.m. There is no additional charge for early check in.
3. Conference Chair __ yes __no Additional cost is \$5.00

Base cost for the retreat is \$100. All extras must be paid in advance. You may pay in up to 4 installments this year. Registration will start in December with final payment due April 16, 2015.

A light lunch will be provided on Friday. You may bring whatever you want to eat for breakfast in a cooler. There is ice available to keep your food cold.

Refund Policy: A refund may be given up until the date of the final payment (April 16, 2015). After that date you may request a refund in writing for a personal or family emergency which will be granted on an individual basis in full or in part after the Retreat, or you may find another member to take your place. (For Committee Use Only)

(For Committee Use Only)

Payment	Check #	Amt.	Date	Payment	Check #	Amt.	Date
Mystery Quilt				Conference Chair			
Thurs. Check In							