



**CAMEO Quilters  
2012-2013  
Executive Board**

**President**

Jane Aula

president@cameoquilters.org

**Vice President Facilitator**

Sharon Cratsenburg

vp-facilitator@cameoquilters.org

**Vice President Scheduling**

Lori Miller

vp-scheduler@cameoquilters.org

**Vice President**

**Membership**

Lynda Draudt

vp-membership@cameoquilters.org

**Recording Secretary**

Chuck Blanchard

secretary@cameoquilters.org

**Corresponding  
Secretary**

Lucy Lesperance

corresponding-secretary@cameoquilters.org

**Treasurer**

Susan VanEck

treasurer@cameoquilters.org

**Assistant Treasurer**

Janeen Sharp

asst-treasurer@cameoquilters.org

**Member at Large**

Deb Ager

member-at-large@cameoquilters.org

Theresa Nielsen

member-at-large@cameoquilters.org

Peggy Wanat

member-at-large@cameoquilters.org

**Newsletter Editor**

Rosemary Spatafora

newsletter@cameoquilters.org

# The Silhouette

<http://www.cameoquilters.org/>

**Volume 19**

**Number 3**

**November, 2012**

The  
Newsletter of CAMEO  
QUILTERS

CAMEO Quilt Guild  
is proud to present

## "Color Theory"

Lecture and Trunk Show presented by

**Sherri Jaqua**

**Thursday, November 15, 2012**

**7:00 p.m.**

**Clawson United Methodist Church**

**205 N. Main Street**

**Clawson, MI**



*Come And Meet Each Other and gain some color confidence!*

### *President's Corner...*

I have been trying to come up with a way to put my own twist on President's Corner and I think I've come up with a way to do that so here we go:

**QUOTE OF THE MONTH: Every day may not be good, but there's something good in every day. ~Author Unknown**

I can't believe it is coming up on November already. The first couple months of our Guild year have gone quickly. At the beginning I said I was very excited to be representing the membership as President this year. I still feel that way and I'm very excited for upcoming visitors, workshops, sewing days with members, and of course, the Show in May. I know several individuals in my daily life, within the Guild and through other sources that all have a story. Not every day is going to be a good day. I try each day to find something GOOD in each day. I look forward to attending the CAMEO meetings every month, seeing people that share the same passion for quilting that I do. I love that each month I get to know members better that I haven't had a chance to speak to, and learning from these individuals. It has expanded my quilting knowledge more than I thought it could be. I hope that everyone will think each day "What happened that was good today?" and concentrate on that event/an unexpected phone call/note from a friend/an unexpected email...whatever it may be and know that it is possible to find something good out of every day you live.

I want to thank Sharon Cratsenburg and her aunt, Maxine Johns, for the very informative presentation on the "History of Quilting". Always love to learn how it became a part of peoples every day lives. Looking forward to hearing Sherri Jaqua's presentation on "Color Theory." Color can be a huge blockade in getting a quilt done and I hope to learn how to get past that and put colors together easier...I always say "you learn something new every day." I look forward to learning something new in the world of color....see you all there!

Jane Aula

## 2012 - 2013 Guild Program Calendar

**November 15** - Lecture: Sherri Jaqua, "Color Theory"

**November 17** - CAMEO Open Sew Day - 9 a.m. - 4 p.m.

**December 20** - CAMEO Potluck ( Members Only)

**January 17, 2013** - Lecture: Kay Nickols, "A Great Not One But Three Trunk Show"

**January 19** - Workshop: Kay Nickols: "Wonderful One Fabric Quilts"

**February 21** - CAMEO Night Whistle Stop

**February 23** - CAMEO Charity Sewing Day

**March 21** - Gadgets, Gizmos, and More Demos by: (Mabelena, Monarch, Steve's Shears, Sew Together

**March 22 - 24** - CAMEO Retreat

**April 18** - Brenda Hefferman, Mabelena-"My Apron Strings are Knotted and I Can't Set Them Free" lecture

**April 20** - National Quilt Day

**May 10, 11** - CAMEO Quilt Show: Quilts in Bloom II

**May 16** - Lecture: Joan DeRue-Quilting Dreams

**May 18** - Workshop: TBD

**June 20** - CAMEO Potluck, Meeting & Elections (Members Only)

### Items to bring to the November meeting:

1. Yourself and your smile!
2. A guest and possible new member
3. Your nametag
4. Library Books to return
5. Show & Tell.
6. Money for Door Prize tickets
7. Charity Items - HAVEN Bags

**Editor's Note:** The deadline for the December newsletter is November 26. Keep reading for the "Slip of the Keyboard"!

**Want Ads** - The *Silhouette* is taking ads. The costs are:

- \$1.00 per column line
- \$5.00 per business card size
- \$15.00 per quarter page size

These costs are per issue. Send ads and payment (made out to CAMEO Quilt Guild) to Rosemary Spatafora (address in the directory).

## Program News - Sharon Cratsenburg

Now that the days are getting cooler it is a great time to be working on all of our quilting projects. I hope everyone enjoyed a little bit of quilting history from Maxine Johns' lecture on "Quilting Through History". I thought it was quite interesting and hope you did too. I even received some one-on-one instruction on how to thread my Featherweight from my aunt. My poor little machine has been so lonely because I couldn't quite get it to thread correctly. It was great having her visit with my family and get her to speak for our guild. Wasn't Mike Klicek's workshop fantastic? All I heard were positive remarks about how helpful he was and that there are lots of minis in the works. I'm sorry I wasn't feeling good and missed the class. Sherrie Jaqua will be at our next guild meeting on November 15 with a lecture on Color Theory. Due to low enrollment the workshop for the Asymmetrical block was cancelled. But we have decided not to let this date be empty and we will have "Open Sew day" on Saturday, November 17. We have decided to not charge guild members for this day. So bring your lunch and any sewing projects you want to work on and enjoy the time with your fellow CAMEO members. The time is from 9:00 a.m. to 4:00 p.m. I'll have the coffee pot ready for you. If anyone wants to bring a simple snack to put out on a table to share you are welcome to do so. Please RSVP by email at [vp-facilitator@cameoquilters.org](mailto:vp-facilitator@cameoquilters.org) or call me at 586-752-6127 to let me know you are attending.

Can you believe December will be here soon? The Open Sew is another way to get some Christmas projects finished. January's guild meeting on Jan 17, will bring us Kay Nickols lecture and trunk show, called "A Great Not One But Three Trunk Shoe". Her workshop on January 19 is called Wonderful One Fabric Quilts. See the flyer enclosed in our newsletter for all the details. Kay has sent me some wonderful samples and I will show them to you at our next meeting.

Due to Ricky Timms coming to Rochester on May 3-4, we have changed the date of our CAMEO Guild retreat. It will now be March 22-24. We will move National Quilting Day to Saturday, April 20, 2013.

### CAMEO Open Sew Day - November 17

A great day to work on those miniature/small quilts for the Quilt Show Silent Auction!

blusk5510@gmail.com  
248-288-1142

**Granny Lady Quilts**  
"Put Memories in a Quilt"

**Barbara Lusk**

Digital long arm quilting      Custom designed quilts

## Membership News and Notes

Lynda Draudt

Membership Chairperson

Wishing our members with November birthdays a wonderful day!

Schlicht, Jodie: 11/6

Mauricio, Connie: 11/11


Fetsco, Carol Jean: 11/13

Paris, Nancy: 11/16

Ager, Debbie: 11/21

Whalin, Peggy: 11/23

Carpenter, Betty: 11/24



### Quilt Show Boutique - Theresa Nielsen, Chair

Greetings Guild members,

I would like to say "THANK YOU" so far for all your help with sewing boutique items. They are wonderful, but we still have work to be done. Kits will be available to pick up at the November meeting to sew. Anyone who is interested in having items at the boutique for consignment, if you could let me know by January it would be appreciated. They would also have to be turned in by the April meeting so they can be inventoried and sorted. Consignment is 80/20. Also anyone who has a cute project that you think would be great for our boutique we would ask you to consider making one to donate and possibly submitting the pattern so we can replicate it for the boutique.

Our boutique is going to be wonderful, with so many fantastic items for sale. If you have questions, call or email me.

### Dear CAMEO sisters,

Here I am to thank you again. The cards, e-mails, hearts, phone calls, and your presence at the memorial for my husband Bob Paris was overwhelming and so comforting. His sudden passing has been difficult to our family but your thoughts and prayers have been so helpful to us all and appreciated very much, thank you. It just proves again, quilters have big hearts.

Nancy Paris

### Maggie's Top Stitch Quilting



Madison Heights, MI

248-543-5881

Custom Machine Quilting

[www.maggiestopstitchquilting.com](http://www.maggiestopstitchquilting.com)

[www.webshots.com/user/msmith759](http://www.webshots.com/user/msmith759)

From small wall hangings to king size quilts.

Every quilt is finished with Tender Loving Care.

### Hospitality - Betty Carpenter

Thanks to all who brought October snacks, they were so good. Also, thanks to those who donated napkins and cups, etc. - it really helps.

Don't forget, if your birthday is in November, it's your month to celebrate and also to bring a treat. I would, also, like to ask the people who had birthdays in September, if you haven't already, to bring a snack at anytime you would like. Sorry, I didn't start up Hospitality until Oct. and Sept. got left out.

The December Pot Luck sign up sheet will be at the snack table again in November. Be sure to let us know what you'll be bringing so we can have an idea of what our meal will look like and how many will be attending.



### LEAFING THROUGH THE LIBRARY, with Marion, the Librarian

Dear CAMEO's,

Be sure to read your new membership handbook thoroughly! It along with the newsletter contains all the info you need to be an informed CAMEO!

Be sure to update your book to be kept totally informed. Include this piece of information.

Marie Ware generously donated new book on paint sticks. **Paint-a Quilt Patterns**, by Marie Monteith Sturmer. Thank you so much. M&M's actually stands for "Mars & Murrie's," the last names of the candy's founders. It is published by AQS, so we know it is a great book. I will have it at the next meeting. Be sure to take a look at it and take it home. Do you want the other books on the same topic to appear? Just let me know. My crystal ball is still quite cloudy. Call or email me so you can be that expert on your favorite quilting topic.

Sandy

248-546-8531, (c) 586-436-2229



WWW.RUTHMCCORMICK.COM



248.375.1882

### Thoughtful Long-Arm Quilting

Memory Quilts

Affordable All-Over Quilting

Custom Long-Arm Quilting

Gammill Machine Rental, Training

## CAMEO Charity Committee News

Linda Wallace - Charity Chairperson

HAVEN Bags are due at the next meeting. If you did not pick up a bag, not to worry, we have bags already made. All you have to do is buy the items needed and we will give you the bag. Items needed for girl, boy, infant or woman.

We are in need of cotton fabric:

RED, WHITE AND BLUE for the Quilts of Valor  
CHILDREN'S PRINT to make pillowcases.  
(3/4yd. for body and 1/4yd. for the cuff)

If you would like to make your own Quilts of Valor quilt, there are guidelines. The fabric must be cotton, must be machine quilted not tied, and regular backing not a bed sheet. The size of the quilt must be (width) 55" – 72"(length) 65" – 90". So the size should be any where from 55"X 65" to 72"X 90". The quilt is to be washed and put in a pillowcase. We have a wonderful lady in our guild who loves to make bags and I am sure she will not mind making pillowcases for these quilts. If you need to know more about Quilts of Valor, I will be happy to give you the name of our contact person. There is a group that meets at the Clawson Community Center on the 2nd Saturday of the month at 12:00 – 6:00. All are welcome.

If you have a charity you would like to recommend for next year, please contact me by email or snail mail. Please give me the following information: Name the charity, contact person and their phone number and/or email address.

My email: lindawfoo@yahoo.com  
My address: 906 Woodsboro Royal Oak, MI 48067

## QUILTER'S CALENDAR

November 28, 2012  
Marci Middaugh, Lecture  
Evening Star Quilters  
Davison-Richfield Senior Center  
10135 Lapeer Rd  
Davison  
6:30  
[www.eveningstarquilters.blogspot.com](http://www.eveningstarquilters.blogspot.com)

December 8, 2012  
HandiQuilter Event -- Pantographs  
S & B Quilting Studio  
147 Howell  
Pickney  
Learn how to position pantographs. Common stitching problems and how to solve them.  
[www.handiquilter.com/hq-events](http://www.handiquilter.com/hq-events)

## CAMEO Quilt Retreat News

Save the dates: March 22-24, 2013

Please note that the dates have been moved from May to March. The reason for the change is the competition from the many other activities scheduled for early May that potentially would keep CAMEO members from attending our Retreat. These include Ricky Timms, the Grand Hotel Annual Spring Needle Arts Seminar, Paducah, Middle of the Mitten Shop Hop, and our own Quilt Show.

These activities coupled with the busy season for retreats already scheduled for Lion's Bear Lake Camp, dictated these dates or cancellation of our Retreat. Newcomers should be aware that the cabins at Bear Lake Camp are heated, so if the March winds blow, we will still be warm and snug in our cabins.

Because time is short, we will begin taking reservations in December. Deadline is February 21. Cost is \$90.00, \$10.00 less than last year and includes food, housing, and prizes. The Mystery Quilt will be an additional \$2.00 for those who want to participate. There will be some changes and surprises based on your comments from previous years.

The annual retreat is a great way to Come And Meet Each Other. Please plan to join us at Bear Lake Camp on March 22!

Questions? Call Carole Gilbert (Chair) at 248/549-5634 or Pat Baldauf (Vice-Chair) at 248/259-6244.

## RICKY TIMS, ALEX ANDERSON & LIBBY LEHMAN

### SUPER SEMINAR, MAY 2-4, 2013 - Jane Aula

As I announced at last month's meeting, there will be a Super Seminar starring Ricky Tims, Alex Anderson and Libby Lehman, in May, 2013. I am attending this seminar myself and would like to put together a group of CAMEO members who are attending. As I explained, if we can get 10 or more CAMEO members to go, we will each receive \$40 off the cost of the seminar. The cost is \$224 if registered as an individual and \$184 as a group of 10+. I would be happy to be the contact person on behalf of CAMEO, collect the money and be sure to get us all registered by the deadline. The seminar will be held May 2-4, 2013, at the Oakland Christian Church in Rochester, MI. It is located on S. Adams Road. The deadline for registration as a group is February 15, 2013. You will need to also pay the full amount at the time we send in our group registration in February. Each individual will need to fill out a registration form and then I will enter them all at the same time and put myself down as CAMEO's contact person. I will have some registration forms at the next meeting so pick one up. I will also have a sheet to sign-up if you are interested in going to the seminar so that I can make a list and keep you informed. My email is [mickeyrules@sbcglobal.net](mailto:mickeyrules@sbcglobal.net) or call me at (248) 990-4299. Cannot wait for this event...so excited and hope several of you are able to attend.



## **CAMEO General Meeting- October 18, 2012**

Meeting called to order at 7:00pm by Jane Aula.

June and September's minutes were approved as printed in the October's newsletter.

Charity has Haven bags ready for pick up.

Oakland County Quilt Guild is selling raffle tickets for their quilt.

7:10 pm Sharon introduced the speaker.

8:08 pm speaker finished her lecture on the History of quilts.

Mike showed some of his Mini quilts and will be selling patterns during the hospitality break.

8:15pm hospitality break.

8:40 pm meeting resumed.

Sharon stated that this Saturday October 20th is Mike's workshop on mini quilts. November workshop is cancelled but we will be having a sit 'n sew with a cost of \$10 with members bring their own lunch. The \$10 dollars is to cover the cost of the church. In January Kay Nichols will be the speaker with a trunk show and a workshop on One Fabric Quilts.

Lynda announced that we have 75 members including 3 new members that join today. Membership books are ready to be picked up.

Susan presented the proposed budget, printed and placed on chairs before the meeting. Wanda Lowery-Lamb motioned to accept the proposed budget. Gene Becker second. Motion passed.

Rosemary announced that the mini quilts for the May 2013 quilt show auction should be no larger than 24 inches square and the due date is March 31, 2013.

Jane announced that the newsletter deadline is October 25. And the executive board meeting is October 25th at Peggy's house.

Jane also announced that if there is anyone interested in attending the Ricky & Alex conference in May should contact Jane. If there are 10 or more people interested, we would be able to get a group discount.

Show and tell began at 9:00pm.

Meeting adjourned at 9:30pm.

## **October 25 Board Meeting Minutes**

The Board meeting came to order at 7:15 p.m.

Absent: Chuck Blanchard and Deb Ager, partially.

Jane relayed the results of the Retreat Committee meeting that took place the day before. Committee was receptive to changes requested and are ready to go forward with this years retreat. The date, because of many other activities, has been moved to March 22, 2013 to March 24th. National Quilt Day needs to be rescheduled. Jane to contact the committee and the church to change date to April 20, 2013. *(continued next column)*

The mystery quilt project demo will be started on Friday, instead of on Saturday, so those who want to make the mystery quilt can start on Friday. This change has been requested by the members on several occasions. The number of make-and-take projects will be kept to a minimum as has been requested by members.

National Quilt Day will be at The United Methodist Church in Clawson, pursuant to confirmation with same on April 20th, 2013.

Sharon Cratsenberg reported positive feedback for the slide presentation and information provided by her aunt, Maxine Johns. It was decided to advance a check for \$200.00 for her presentation.

Sherry Jaqua will present her program on Thursday, November 15th on color theory, but there will not be a workshop. Only four people were interested, so it was cancelled. However, the church space was committed, so it will be used as an open sew day. Discussion ensued regarding a charge. Sue made a motion to defer any charge, Lori seconded; motion passed. No charge and bring whatever you wish to work on November 17th, Saturday, 9 to 4.

Mike Klick was very well received. He and his wife were very attentive during his workshop.

Sharon reported that Kay Nickols program scheduled for January 17th is a GO. The Board previewed quilts that she had sent as samples of her quilts along with samples of the fabric she used, which were very positively received. The cost of the workshop on January 19th entitled "Wonderful One Fabric Quilts" will be \$50.00. Kits priced at \$20.00; and a good shop to purchase the type of fabric used is in Portland, Mi, "Around the Block" Quilt Shop.

Susan Van Eck relayed that money for raffle tickets need to be turned in. The budget was discussed and it was decided that a simple budget would be presented at the monthly meetings, and more detailed budget would be provided at board meetings.

Lynda Draudt reported 77 members at the October meeting, which officially made the budget. Six guests were in attendance, and a follow-up letter will be sent to the them. We were informed that a roster list will be emailed to the Board members, entitled "Officers at Cameo Quilters.org."

Janeen Sharpe requested information on fundraising.

Lori Miller working on organizing potential speakers for next year, 2013-2014. Five new members requested a sit and stitch group, joined two active members and were to meet with Jacki Considine.

Theresa Nielson, Chair of the Boutique Committee, reported a negative response to the kits being offered to be made by members of Cameo for the Quilt Show. She would like some feedback as to what would be desired to be sold in the boutique, questions regarding a budget; and requested Jane to announce for more fabric donations and suggestions for items to be sold.

Meeting adjourned at 8:35, p.m.

## German Style Kucken - *Willie Pfeiffer*

I have used apples but my favorite is red plums. I also use a 9 x 9 pan and spray with PAM or other cooking spray. You can also substitute Splenda for the sugar in the recipe.

Prep time is about 20 min total.

### Pear Tart

1/2 cup (1 stick) softened, unsalted butter, plus more for greasing pan

Juice of 1/2 lemon, divided

1 lb. pears (Concorde or Anjou), cored and sliced 1/2 inch thick

1 cup all-purpose flour

1 tsp. baking powder

1/8 tsp. salt

1 cup plus 2 Tbsp sugar

2 eggs

1 tsp vanilla extract

1/2 tsp. cinnamon

Butter a 9-inch springform pan. Squeeze half the lemon juice over pears.

In small mixing bowl, whisk together flour, baking powder and salt.

With an electric mixer, cream 1/2 cup butter and 1 cup sugar on medium until light and fluffy, about 3 minutes. Beat in eggs one at a time, then vanilla. Beat in flour mixture on low until batter just comes together. Spread in pan. Wrap and chill for at least 20 minutes.

Preheat oven to 375 degrees. Arrange pears in tight concentric circles on top of dough. Squeeze remaining lemon juice over pears.

In a bowl, mix 2 Tbsp sugar with cinnamon. Sprinkle over pears. Bake for 45 to 55 minutes or until edges are golden and center is set.

Cool tart in pan for 10 minutes. Run a sharp knife around edge. Remove sides of pan.

Serves 8

## RESEARCH COMMITTEE - *Lucy Lesperance*

Since we are doing miniature quilts, there are many websites that offer free patterns for miniature quilt block patterns. One of them is Carol Doak at [www.caroldoak.com](http://www.caroldoak.com). Another is George Sicilliano at [www.georgesicilliano.com](http://www.georgesicilliano.com). If you Google "Free miniature quilt patterns", you will find many to choose from.

Another suggestion is to find your favorite pattern, take it to a copy shop, reduce it to the required size, and you take it from there.

And I would be remiss to not mention the fabulous library we have access to for books on miniature quilts, and that is with Sandy Peiss at 248-546-8531 or [saundra@raindrops.net](mailto:saundra@raindrops.net).

## Quilt Show: Miniature Quilt Auction

*Rosemary Spatafora*

Hurray! Some mini-quilts were already turned in at our October guild meeting! And a number of us had a great time working on tiny pieces for miniature quilts in Mike Klicek's workshop.

Remember, your quilt is not required to meet the standard definition of a miniature quilt - which is a quilt that is made up of quilt blocks that are reduced in scale, using the same number of block units as would be in a bed-sized quilt. (The blocks in a miniature quilt are so reduced in size that the entire quilt may end up being smaller than the original block.) Small quilts are also welcome for our Silent Auction! A small quilt can be made up of a regular sized quilt block with added borders (like a Round Robin), or a small wall-hanging, or a doll-sized quilt. We just ask that you keep your quilt within the 12" to 24" square size limit (it doesn't even have to be square).

We will be asking everyone who donates a quilt to give us the value of the quilt. I know this is not most people's favorite thing to do, but we really need to have some idea of what you feel your creation is worth. Think of what price you might put on your quilt if you were to put it in a store or in a show for sale. The price you determine for your quilt may not be the ultimate selling price (it may be more, it may be less) but we need an amount so we can determine the starting bids in the auction. See the article "Value of Quilted Items" included in this newsletter. It may provide some guidance.

We will also ask all quilt donors to give us a name for their quilt. It can be as simple as the name of the pattern or you can make up your own creative name. Our committee will be developing a form for each donor to complete about their quilt.

Quilts are due on March 31.

Currently we have 52 quilts promised for our Silent Auction. If you wish to be added to the list please contact me at [rspatafora@comcast.net](mailto:rspatafora@comcast.net) or see me at the meeting and I'll be glad to add you to our list!

## GUIDELINES for Charity Quilts

Crib 48"x60"

Child 60"x72"

Adult/comfort 54"x72"

Adult 65"x80"

Preemie - 18"x18" with subdued and plain backing fabric.

*We accept quilts of all sizes.*

## Value of Quilted Items


*(Ed. Note: Pat Pillot submitted this article a number of years ago. Aren't you impressed that I remembered it? Thought it would be a great time to repeat it. Thanks Pat!)*

From Pat...

I thought you might find the information below useful in estimating the value of quilted items. It may also prove useful when donating items to various charities. (Of course, it will depend on where the donation is made, and other factors, so you can use your own judgment on this.)

Last summer at a auction for charity, I noted the following price ranges on items that were sold.

\$20 - \$60	Pillow, depending on complexity of design, and color used.
\$65 - \$75	Throw or baby quilt made from panel.
\$90 - \$125	Pieced and/or machine quilted throw or baby quilt.
\$35 - \$100	Wall hangings depending on size and design
\$60 - \$250	'Comforters', pieced (large pieces or simpler designs), tied or 'big stitch' quilted
\$225 - \$600 and up	'Machine pieced, machine quilted quilts
\$900 - \$3000	Pieced, or appliqued hand quilted bed quilts, mostly depending on size and color
\$40 - \$65	Knitted afghan/throw, depending on size and pattern.



### AN OLDY....BUT GOODY - from Jane Aula

The "Spec Taters"

They are the ones who never seem motivated to participate, but are just content to watch while others do the work.

The "Comment Taters".

They rarely do anything to help, but are gifted at finding fault with the way others do the work.

The "Dick Taters".

The people who like to tell others what to do, but don't choose to help in the main decision making.

The "Agie Taters"

You know them; the ones who are always looking to cause problems by complaining about the way things are done, then get others to agree with them; thereby making the problem appear bigger than it is. Rarely do they offer any constructive ideas or choose to take part in the decision making.

The "Hezzie Taters".

They are great at coming up with reasons for why they won't help just to mask the fact that they are content to let others to do everything for them. They might say they'd like to help, but.....; so they never actually do anything.

The "Emma Taters".

They can put up a front and pretend to be involved, but never really are.

Then there are those who do what they say they will. They pitch in wherever and whenever needed to lend a helping hand. What they do lightens the load and makes life better for everyone else. They bring real sunshine into the lives of others. They are the "Sweet Taters".  
Be a CAMEO Sweet Tater.

### Quilting Tips for the Holidays!

Ideas for Quick Holiday Quilts


With the wonderful fusible products on the market, it's easy to create a small quilt with a holiday theme. Fuse the colors and shapes that fit the design you want to create and then use one of the many decorative stitches on your sewing machine to finish the edges. If you keep the project small you can make several and use them as hostess gifts to parties you will attend during the season; or hang the small squares on doors or door-knobs, on small wall spaces between a window and a corner, or on that narrow wall beside a door.

Where do the ideas come from? Well, try these:

1. Look at your favorite holiday wrapping papers and duplicate a pattern or image that is especially interesting to you.
2. As you unpack holiday decorations, a favorite ornament can inspire your design.
3. All those greeting card samples you get and love can be transformed into a fabric creation.
4. Take scraps left over from another holiday project and put them together in the style of a candy cane, an ornament, a tree or a Santa.
5. Make a ribbon quilt from scraps cut thin and twirled or folded on a decorative background. Batiks work really well because both sides of the fabric look finished,
6. Use the frosted fabrics of the season to bring light and sparkle to your holiday quilt.

*From National Quilting Association's November issue of "The Buzz" email newsletter. Visit NQA at [www.facebook.com/pages/NQA-National-Quilting-Association/112254952228007](http://www.facebook.com/pages/NQA-National-Quilting-Association/112254952228007)*

**CAMEO Quilt Guild Presents:  
Wonderful 1 Fabric Quilts by Kay Nickols  
January 19, 2013 Workshop**



**Who:** Kay Nickols  
**Title:** Wonderful 1 Fabric Quilts  
**When:** Saturday, January 19, 2013  
**Time:** 9:00 a.m. – 3:00 p.m.  
**Location:** Clawson United Methodist Church, 208 N. Main Street, Clawson, MI 48017  
**Class Fee:** \$45.00 Members      55.00 Non-members

**Description:** Kay Nickols is a professional quilter who is known for her enthusiastic teaching and trunk shows. She is a former teacher and administrator and since her retirement has traveled to all parts of the world. On Thursday, January 17, Kay Nickols will present a Great (not one but) Three Trunk Show. Our workshop is Saturday January 19, 2013 called Wonderful 1 Fabric Quilts. There is only one fabric used to make the whole quilt. Students will be delighted designing fun quilts with a few cuts and arrangements. This will be a new way to view and use the wonderful wall paper stripe fabric for great designs.

**Supply List:** A kit will be available for purchase for \$20.00 which will make a nice wall hanging or supply list for queen size quilt. or

8 yards of a border print (wallpaper print) with defined stripes of design  
Wonderful 1 Fabric Quilts by Kay Nickols, AQS 2007

Rotary Cutter      Cutting Mat

Rulers 6" or 8.5 by 24"

6" by 12"

15" square or larger

Sewing machine (good working order, new needle)

Neutral color thread

Seam ripper      regular quilting tools

Small plastic tablecloth with flannel backing to use for a design wall (NECESSARY)

Optional: digital camera or cell phone camera

---

**Kay Nickols Wonderful 1 Fabric Quilts**

Please send this portion with your check payable to CAMEO to: Sharon Cratsenburg, 275 Benjamin Romeo MI 48065

Name: \_\_\_\_\_

Address: \_\_\_\_\_

City, State, Zip: \_\_\_\_\_

Phone: \_\_\_\_\_ email: \_\_\_\_\_

\_\_\_\_\_ I wish to purchase a kit to make a wall hanging @ \$20.00 per kit. Available at guild meeting. Please pay Kay Nickols for the kit at the meeting.

Question: Call Sharon Cratsenburg 586-752-6127    mailto: vp-facilitator@cameoquilters.org



Complete One Registration Form for each quilt entered.

Registration Number \_\_\_\_\_

If more than one quilt entered, check if this is your 1st\_\_\_\_, 2nd\_\_\_\_, 3rd\_\_\_\_ choice, in the event space is limited.

**A CAMEO APPEARANCE: QUILTS IN BLOOM II**  
**Madison Place, 876 Horace Brown Drive, Madison Heights, MI 48071**  
**2013 CAMEO QUILT SHOW REGISTRATION FORM – please fill in all blanks**

**Deadline to return is March 1, 2013**

Name: \_\_\_\_\_

Address: \_\_\_\_\_ City: \_\_\_\_\_

State: \_\_\_\_\_ Zip: \_\_\_\_\_ Phone: (\_\_\_\_\_) - \_\_\_\_\_ - \_\_\_\_\_

Quilt Title: \_\_\_\_\_

Quilt Size: Length \_\_\_\_\_ x Width \_\_\_\_\_ Pattern Name: \_\_\_\_\_

Pattern Designed By: \_\_\_\_\_

**Please note that all quilts larger than 42 inches square must have a four-inch hanging sleeve.**

**Entry Fee for non CAMEO Guild Members: \$5.00 per entry**

**Category: Check One**

Bed Size Quilt\_\_\_\_ Wall Hanging\_\_\_\_ Pillow Cover\_\_\_\_ Presidents Quilt\_\_\_\_ Challenge Quilt\_\_\_\_  
Quilt with Confidence\_\_\_\_ Sit – N- Stitch\_\_\_\_ Garment\_\_\_\_

**Technique: Write “1” for the primary technique. Check all others that apply.**

Hand Pieced\_\_\_\_ Machine Pieced\_\_\_\_ Paper Pieced\_\_\_\_ Hand Appliqué\_\_\_\_ Machine Appliqué\_\_\_\_  
Mixed\_\_\_\_ Embellishments\_\_\_\_ Other: \_\_\_\_\_

**Quilting**

Hand Quilted\_\_\_\_ Machine Quilted\_\_\_\_ Quilted By: \_\_\_\_\_

Quilt Description for the Quilt Show Program (25 words or less): \_\_\_\_\_

\_\_\_\_\_  
\_\_\_\_\_  
\_\_\_\_\_

Agreement: I understand that CAMEO Quilters Guild and Madison Place will take every precaution to protect my quilt during the event, but cannot be held liable for loss or damage for acts beyond their control. I agree that CAMEO Quilters Guild has the right to use photographs of my quilt(s) in fundraisers, advertisements and other promotions for the benefit of CAMEO Quilters Guild.

Signature: \_\_\_\_\_ Date: \_\_\_\_\_

List person other than yourself who will pick up your quilt: \_\_\_\_\_

**2013 RECEIVING COMMITTEE CHAIRPERSON:**

Linda Watkins 2638 Parasol Drive Troy MI 48083

Email: watkinlt@gmail.com

## **Instructions for registering a quilt in the 2013 CAMEO Quilt Show**

1. Thank you for entering your quilt in the 2013 CAMEO Quilt Show. **Fill in one registration form for each quilt item submitted.** Fill in the top half of the form. Do not fill in the Registration Number. This will be done later. Return this form on or before March 1, 2013 to the Receiving Committee Chairperson listed on the bottom of the form. Quilts entered in previous CAMEO Quilt Shows cannot be entered. You may also want to take the time to register this quilt with the Michigan State University Museum's Michigan Quilt Project. *You can download their application at this website: [http://www.museum.msu.edu/glqc/programs\\_mqp\\_register.html](http://www.museum.msu.edu/glqc/programs_mqp_register.html)*
2. Entries submitted by non-CAMEO Guild members must include a \$5.00 entry fee.
3. When you drop-off your quilt to the Receiving Committee, every quilt entered **must include two photos of the quilt** with the Registrant's Name and Quilt Title on the back of the photos. The Receiving Committee will write the registration number on the photo back. The second photo you will have to bring back when you are picking up your quilt along with your receipt.
4. Every quilt must have a label sewn on by the registrant to include Title of the quilt and Registrant's Name.
5. Wall hangings smaller than 42" square will be pinned for hanging.
6. Quilts larger than 42" square must have a four inch sleeve on the back for hanging,
7. Quilts will be hung by entry classification, such as bed size quilts, challenge quilts, wall hanging, etc. Please check only one category for each entry on the front of this form. One Registration Form is required for each quilt entered.
8. Print what you want to appear in the Program catalog for the quilt show. **Space is limited to 25 words or less**, so please be brief. The committee reserves the right to edit. Some ideas would be to include quilt pattern, type of material & batting used, how you came to make this particular quilt, any special significance of the work, if the quilt has been included in any juried shows, special stitching, inspiration, how long you have been quilting, the product of a class you took. If the quilt is an heirloom, tell how it got to you, if it is a family piece, list information about where it came from, who stitched it, the date the quilt was created, etc.
9. Leave the bottom half of the form blank, and any spaces for the registration number. The Receiving Committee will assign registration numbers. The bottom half of the form will be used when you drop off the quilt to the Receiving Committee at the Madison Place on Thursday, May 9, 2013 between 11:00 a.m. and 6:00 p.m.
10. The quilt show will end at 4:00 p.m. Saturday, May 11, 2013. At this time, the quilts will be taken down and returned to the Receiving Committee. Your quilt should be picked up from the Receiving Committee between 4:30 p.m. and 5:30 p.m., on Saturday, May 11, 2013. **You will need to bring your receipt and the photo with the Registration information on the back with you to claim your quilt.** If you cannot pick up your quilt and are asking someone else to pick it up, please inform the Receiving Committee Chairpersons ahead of time. Only the Registrants will be able to pick up their quilts unless arrangements have been made in advance. See page 1 of registration form.

### **Quilt Categories and Terms (for hanging and voting purposes)**

#### **Categories**

**Bed Quilts** – Designed to be used as a bed covering or throw. Crib quilts, lap quilts, quilts for youth beds, and other small bed quilts are included in this category.

**Wall Hangings** – Designed to be hung for decorative purposes.

**Small Quilts** – Includes fabric postcards.

#### **Techniques**

**Pieced** – Quilts more than 50 percent pieced by hand or machine.

**Appliqué** – Quilts more than 50 percent appliquéd.

**Mixed** – Any quilts that are a combination or piecing and appliquéd and /or other techniques so that less than 50 percent of the quilt is pieced or appliquéd.

**Other** – Any quilts that do not fit into the pieced or appliquéd categories: such as whole cloth, crazy quilt, network, embroidered, stenciled, painted, etc.

#### **Quilting**

**Hand** – Must be entirely quilted by hand. No machine quilting permitted.

**Machine** – Quilted on a domestic machine, either hand or computer guided.

**Mixed** – Hand and machine techniques.