



**CAMEO Quilters
2011-2012
Executive Board**

President

Barb Lusk

Blusk5510@wideopenwest.com

Vice President Facilitator

Jane Aula

mickeyrules@sbcglobal.net

Vice President Scheduling

Sharon Cratsenburg

sajcjl@hotmail.com

Vice President

Membership

Dorothy Strefling

Streflingd@aol.com

Recording Secretary

Chuck Blanchard

chuckbere15@gmail.com

Corresponding

Secretary

Deb Ager

Treasurer

Janeen Sharpe

jlsharpe@wowway.com

Assistant Treasurer

Susan VanEck

Member at Large

Jackie Speer

Loreen Garrison

reenieannng@yahoo.com

Ruth McCormick

ruthmccormick@wowway.com

Newsletter Editor

Rosemary Spatafora

rspatafora@comcast.net

The Silhouette

The Newsletter
of CAMEO
QUILTERS

<http://cameoquilters.org/>

Volume 18

Number 3

October, 2011

CAMEO Quilters Proudly Present
An October Whistlestop!
Thursday, October 20, 2011
7:00 p.m.

Come And Meet Each Other
and have fun as we learn some great techniques and new projects!

Our Whistlestop Teachers will be:
Barb Lusk — Mitered Borders
Penny Frade — Quick Pillowcases
Sally Carl — Chicken Pincushion
Ruth McCormick — Fast Mesh Tote Bag



President's Corner...

October - a time for gathering in and storing up for winter. The weather is changing, the leaves are turning and we are moving in to spend more time creating those items that make our homes a warm and welcome place to be during the harsh months ahead.

The quilters who attended the fall retreat in Romeo on September 23rd had a wonderful day! It was a super time of getting to know some of our new members, reacquainting ourselves with sewing buddies PLUS eating lots and lots of food. Cheers and more cheers for Willie Pfeiffer and Beth Roberts who together planned the day and did the baking. More cheers for their spouses (along with Jean Becher's husband Jack) who handled the food preparation for the day. Willie and Beth had baked up a storm, so there were plenty of treats to sample all day long. We are hoping to offer this again next year so if you weren't able to attend this year, jot a note for the end of September in your 2013 calendar. You won't want to miss it!

In anticipation of our November meeting, I've spent some time looking at the quilt photos on Judy Woodworth's website <http://www.judywoodworth.com/photos.html>. It dawned on me that although we will be learning how to create an original whole cloth quilt, Judy's techniques can be used in the design of any style quilt. This is a once in a lifetime opportunity so send your reservation in as soon as possible to Jane Aula to attend one of the Judy Woodworth workshops in November.

Our October meeting will feature 4 of our members sharing tips or new ideas in our 4 station whistle stop. Come prepared to take notes and ask questions. We'll have short announcements and go right into the program. The business portion of the meeting will be held after the program.

See you at the General Meeting on October 20th, 7 PM at the Clawson United Methodist Church!

Barb Lusk

2011 - 2012 Guild Program Calendar

October 20 - CAMEO Night – Whistle Stop –Members to present some fun and different techniques and quick projects everyone can make just in time for the holidays.

November 17 - Judy Woodworth, Award Winning Wholecloth Quilter, Lecture and Trunk Show.

November 18 - Judy Woodworth, Workshop Subject: Design Your Own Wholecloth

November 19 - Judy Woodworth, Workshop Subject: Design Your Own Wholecloth

December 15 - CAMEO Potluck (**MEMBERS ONLY**)

January 19, 2012 - Edyta Sitar, Lecture and Trunk Show

January 20, 2012 - Edyta Sitar, Workshop Subject: Paper Foundation Piecing: Eagle's Wings

January 21, 2012 - Edyta Sitar, Workshop Subject: Stars In Quilts

February 16 - CAMEO Quilters - Game Night
Get ready ladies...We will be playing Trivial Pursuit...All About Quilting

February 18 - CAMEO Charity Sewing Day

March 15 - CAMEO Night – TBD

March 17 - National Quilting Day Sewing Day

April 19 - Dan Burke, Quilter, Lecture and Trunk Show

April 21 - Dan Burke, Workshop Subject: TBD

May 17 - CAMEO Members Barb Lusk and Ruth McCormick will demonstrate a technique using Paint Sticks

June 21 - CAMEO Meeting and Elections (**MEMBERS ONLY**)

Editor's Note: The deadline for the NOVEMBER newsletter is October 27. Please send all newsletter items, reports, stories, etc. to Rosemary Spatafora at rspatafora@comcast.net. Keep reading for the "Slip of the Keyboard"!

Want Ads - The *Silhouette* is taking ads. The costs are:

- \$1.00 per column line
- \$5.00 per business card size
- \$15.00 per quarter page size

These costs are per issue. Send ads and payment (made out to CAMEO Quilt Guild) to Rosemary Spatafora (address in the directory).

October 20, 2011

CAMEO Night — WHISTLESTOP - Jane Aula

Per several requests, this year our CAMEO Night - Whistlestop will be held during our October general meeting. I'm very excited for the demonstrations I have set up for this year. I have 4 members all signed up and eager to teach you some great techniques and quick projects....just in time for the holiday season.




Barb Lusk — Mitered Borders
Penny Frade — Quick Pillowcases
Sally Carl — Chicken Pincushion
Ruth McCormick — Fast Mesh Tote Bag

I would also like to ask a favor of all CAMEO members with regard to Penny Frade's demonstration of Quick Pillowcases. I have learned that our awesome Charity Committee has decided this year that one of the projects that we will be helping with on Charity Day this year is to make pillow cases. So what I am asking is if you enjoy the Quick Pillowcase project and find yourself making several of them, if you could keep in mind our charity work and maybe donate 1, 2, 3 or even 100 pillowcases that would be awesome and I know the Charity Committee would really appreciate the extras as well. Thank You CAMEO Members!!!!

Round Robin Starting in November - Loreen Garrison

If you wish to participate, bring a center block in a brown paper bag to the November meeting. Print your name on the bag. Each person adds a new round or element. The bags will be exchanged each of the next five meetings. At the May meeting your bag is returned.



Hospitality for September Meeting

Lucy Lesperance

As Chairman of the Hospitality Committee, I would invite anyone to bring in snacks or beverages for the October meeting. Thank you.

Granny Lady Quilts
blusk5510@gmail.com
248-288-1142
"Put Memories in a Quilt"

Barbara Lusk

Digital long arm quilting

Custom designed quilts

Membership News and Notes

Dorothy Strefling
Membership Chairperson


I am happy to report that we now have 68 active members, and three Associate members. Returning after an absence are: Barb Eaken, Joanne Klotz, and Lori Miller. New to CAMEO are Shannon Boardman, Sybil Derderian, Wanda Lowrey-Lamb, Cathy Mentkowski, Theresa Nielsen, Kathy Vigne, Linda Watkins. I have learned that two of our guests at the September meeting also plan to join CAMEO: Lois Marr & Betty Rizzo. Please be sure to make these ladies feel welcome.

Membership Directories will be available at the October 20 Guild meeting. Please be sure to pick yours up.

Car-Pooling: To assist our members who do not like to drive at night or who want to participate in a car-pool, there will be a list published in the member directory by zip code. It will allow our members to see who lives in their zip code and make it easier to arrange for car pooling. The list will also be published in the next newsletter after all member information has been finalized. About 80 percent of all passenger-vehicle capacity in this country goes unused.

Wishing our members with October birthdays a wonderful day!

10/8 Kathy Debien
10/19 Donna Brokenshire
10/26 Susan Van Eck
10/30 Dorothy Strefling



Library Note: Sandy Peiss has graciously placed her entire collection of quilting books at the disposal of CAMEO Members. There will be an updated list included in the Membership Directory. A huge "thank you" to Sandy for her generosity.

Maggie's Top Stitch Quilting



Madison Heights, MI
248-543-5881

Custom Machine Quilting


www.maggiestopstitchquilting.com
www.webshots.com/user/msmith759

From small wall hangings to king size quilts.
Every quilt is finished with Tender Loving Care.

Programs for CAMEO Guild Year 2011-2012

By: Jane M. Aula, VP Facilitator

This is just a reminder to check out CAMEO's website at www.cameoquilters.org for all the information regarding the upcoming lectures/trunks shows and exciting workshops we have set for this year. We have three award winning quilters visiting us this year and I hope you all will consider taking advantage of learning from each of them. Please take a minute to review the schedule which is included in this newsletter. If you are interested in attending any or all of the workshops scheduled, please contact me immediately so that I can reserve your spot and we can make arrangements for you to secure a spot in the workshop(s) by paying the fee. You can contact me at mickeyrules@sbcglobal.net or phone number (248) 990-4299. I will be sure to get back with you as soon as I can. Be sure to put CAMEO in the subject line and also to include in your message which quilter's workshop you want to attend and on which day if they are scheduled for both Friday and Saturday. I am looking forward to this year's programs and hope you are as well. Thank You.



2013 Show Raffle Quilt - Dorothy Strefling

Ladies: We need to get started on our raffle quilt for the 2013 show. So far only 3 people have signed up (Margaret Crouch, Linda Wallace, and Kathy Vigne). A pattern needs to be chosen and work begun on this quilt so it can be finished by the end of the guild year in May/June 2011 or no later than Sept. 2012.

Please contact Dorothy Strefling at _streflingd@aol.com (<mailto:streflingd@aol.com>) or 586-806-0282 if you would like to work on this committee.

Ruth McCormick
Thoughtful Long-arm Quilting
Memory Quilts, Custom Quilts
RUTHMCCORMICK.COM
248.375.1882 Rochester Hills, Michigan

The advertisement features a central image of a colorful quilt square with a starburst pattern in red, yellow, and blue. To the right of the quilt square is the text for Ruth McCormick's quilting business, including her name, services offered, website, and phone number.

CAMEO Charity Committee News

Chairperson: Linda Wallace 248-398-9234

WOW! What a start to the new year for CAMEO charity. We received 74 totes, 1 receiving blanket, 13 finished quilts, and 10 quilts were sent to our long arm quilters. I am so grateful to be working with a great group of women. This guild has proven to be a very generous group and this year is no exception. I am also pleased to have some wonderful and very supportive people working with me (Joanne Adriens, Joline Bowdich, Betty Carpenter, Barb Eaken, Willie Pfeiffer, Cecile Scott, Virginia Sinco, Maggie Smith, and Jackie Spear).

At the last meeting we approved several worthy charities that we will be supporting, three for designated months and three ongoing.

Monthly:

November – HAVEN Gift Bags

February — Grieving Envelopes for Henry Ford Hospital
Pillowcases for Cancer Patients

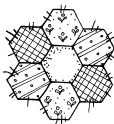
April — Layette Program for Clawson Methodist Church

Ongoing Charities:

Oakland County Dept. of Human Services

Freedom House of Detroit

Gift of Life, Henry Ford Hospital (Downtown)



Please remember that we need time to set up our table before we are ready to receive your donations. We try to be there at 6:15 so the table should be ready by 6:30.

At the next meeting we will have more HAVEN bags and totes available. If you do not know how to assemble them or need a list of items to buy, they are on the table next to the bags. If everyone took 2 bags, we would have over 100 bags to give HAVEN. Last year we sent them 83 bags. Right now 24 bags and totes have been taken. Like I said this year is starting out great.

Thank you for all your support.

Linda Wallace

GUIDELINES FOR CHARITY QUILTS

Crib 48"x60"

Child 60"x72"

Adult/comfort 54"x72"

Adult 65"x80"

Preemie - 18"x18" with subdued and plain backing fabric.

We accept quilts of all sizes.



If you are unsure how to price your quilt, here is a guideline:

\$20-\$60 pillow, depending on complexity of design and color used

\$65-\$75 throw or baby quilt made from panel

\$90-\$125 pieced and machine quilted throw or baby quilt


\$225-\$600 for machine pieced and machine quilted quilts

\$40-\$65 Knitted afghans/throw

Hearts and Hugs

Kit Kramer, Chair - Sharon Cratsenburg, Assistant

Sharon (586-531-5280) and I (586-770-8816) have been sending Hearts and Hugs to members and former members of the Guild since July 1, 2011. We had a very busy summer and have come to appreciate all the hard work Vera has done for so many years. Thank you Vera. Your diligence has been greatly appreciated by those of us who have received hearts at significant times in our lives. Such a simple gesture has such meaning behind it.



This summer, we sent Hearts and Hugs to: Debbie Ager, father-in-law passed away; Pat Pilot, mother passed away; Vanetta Sterling, eye surgery; Waneda Mathis, heart problems in Beaumont Hospital; Carolyn Scheffler, Hospice; Kit Kramer, mom passes away; Nancy Paris, husband ill; Joyce Stockwell, Marilyn Sage, former member died Aug 1.

Please continue to support Hearts and Hugs with your generous donations of hearts for our members. Remember to put your name on your heart so we can be sure to send an original to you should the need arise. I have been very impressed with the wide variety of beautiful hearts that have been donated. The guild talent is truly amazing! Should you want instructions on how to make a heart, I will be happy to provide you with instructions.

GLHQ - Upcoming Quilt Studio Tour on October 22nd - Barb Sucher - GLHQ

Great Lakes Heritage Quilt (GLHQ) Guild is sponsoring a quilt studio tour on October 22nd from 9AM to 4PM. The tour will feature 6 studios located in Beverly Hills, Bloomfield Hills, Grosse Pointe Woods, Huntington Woods, and two in Troy.

Tickets are \$20 in advance. The ticket is the tour guide; it contains a 20% off coupon for one cut of fabric at Guildcrafters in Berkley. It also includes references for information on how to design your studio and comments from each studio owner.

The tour's studios are full of ideas and located in a garage, basement, loft, walkout, kitchen annex as well as a professional quilter who will showing her work studio as well as her personal quilt studio (two for the price of one). They range in size from 100 square feet to over 600 square feet and are packed full of ideas on how to quilt in a small space to laying out a professional studio. This is the only quilt studio tour in the area this year!

A GLHQ representative will be selling tour tickets at the CAMEO quilters guild October 20th meeting. Also tickets are available by mail order for \$21 (includes S&H) by sending a check made out to GLHQ: GLHQ, 23012 Ardmore Park, St. Clair Shores, MI 48081. Checks must be postmarked no later than October 7th. GLHQ guild contact is Mary Jo Spina - 248/745-0124.

November 17-19, 2011

Judy Woodworth to Visit CAMEO

by Jane Aula, VP Facilitator, 2011-2012

We will be welcoming award winning wholecloth quilter, Judy Woodworth. She will be presenting a lecture and trunk show at our general meeting on Thursday, November 17. Her work is absolutely beautiful and she makes wholecloth design easy to understand for all quilters at all levels. I have in my possession a couple of her works of art. She sent them to me so that I can show the membership her work up close and personal. I will have these on display at the general meetings leading up to her visit in November. On Friday, November 18 and Saturday, November 19, she will be holding the same workshop titled "Design Your Own Wholecloth Quilt." She will show you how to use stencils to plan and mark a wholecloth quilt. I have taken this class myself and she is a great teacher and answers any and all questions anyone has. She will be happy to work with you if you are having a difficult time planning out your design and is a great person to bounce ideas off. This class does not require any sewing so no need to drag your sewing machine to class. Here are more details regarding the workshop with Judy:

Wholecloth Quilting Class

(6 hour class, hands on design class)

Learn how to use Stencils in an original layout. This award winning quilter will bring over 200 stencils and teach you how to design your own original whole cloth quilt. You'll be learning about the fundamentals of design and what backfills will go best in each contained quilting area. The information you will learn about how to design an original quilt will be worth your money. In this class we will only design the quilt so you will not need a sewing machine. You'll also learn about blocking, and getting your quilt ready to show, and some binding tips. Judy's quilts have won many National quilt awards and she can take you to the next level.

Supplies Needed: White or off white piece of fabric measuring at least 65" by 65"; Five blue water-soluble markers (Mark-B-Gone is best); 2 Blue Pens; 1 Clover Eraser.

Additional Items Needed: One 12" by 6" Ruler; 6" by 24" Ruler; Large 16" or 18 Ruler (Optional). If you do not have the any or all of the rulers listed, I'm sure other class attendees would be happy to share. Be sure your name is on your rulers so they are returned to the proper owner.

*If you would prefer Judy to bring a materials kit for you to class, please email her at jwquilts@yahoo.com. Fee for kit provided by Judy is an additional \$25.00 paid to her directly. (Rulers Not Included in Kit)

Feel free to take a look at Judy's website to see her award winning work as well as class description. Her website is www.judywoodworth.com. I hope you all consider taking a class with Judy as she provides very valuable information and technique information regarding this type of quilting which started hundreds of years ago. You will find a registration form in this month's newsletter. Please fill it out as indicated and forward to me at the address provided along with payment to secure your spot in either the Friday class or Saturday class. If you have any questions, please feel free to contact me by phone or email. I look forward to hearing from you soon.

CAMEO Meeting — GAME NIGHT TRIVIAL PURSUIT — QUILTING AND OTHER THINGS

I am planning an exciting night of fun and games for all of us. I am putting together a version of Trivial Pursuit with all questions relating to quilting, crafting, hobbies and of course, most importantly, your fellow CAMEO member(s).

Now this is where you come in....I am looking for some information. If you have information on a CAMEO member with regard to his/her quilting world and think it would be a great trivia question, please send it to me. There is no guarantee that your question will be used but the more variety I have, the more fun we can have. So email me your information with regard to anyone in CAMEO that might or might not stump the membership. Also if you have a subject matter, favorite technique, quilter, etc. in which you think would add to the variety of the questions, I would love to hear from you as well. As I put this all together, I will provide further information on how this will all play out and what else I may need from you all. I look forward to hearing from you and learning alot of about CAMEO members. Thank You.

Jane Aula

Sit-n-Stitch

Sit-n-stitch groups are being organized by D. Strefling (evening) & S. Peiss (afternoon). There are also local groups that meet at senior centers.

Details below:

Local Sit-N-Stitch Groups

Clawson Senior Center
509 Fisher Court
Clawson, MI 48017
248.583.6700

Quilting Club: Tuesdays 10a-2p, Room 5
Lunch available at noon, \$3.00 donation

Madison Heights Senior Center
29448 John R Road
Madison Heights, MI 48071
Phone: (248) 545-3464

Quilting Group: Thursdays 1p-3:30p
park in back parking lot
lunch available at noon, \$3.00 donation
(call day before to make res. if you want lunch)

CAMEO Sit-N-Stitch Groups (accepting new members):
2nd Mondays, 7 p.m., at home of Dorothy Strefling
We have room for 2 more members
please call 586-806-0282 or e-mail: _streflingd@aol.com
(<mailto:streflingd@aol.com>)

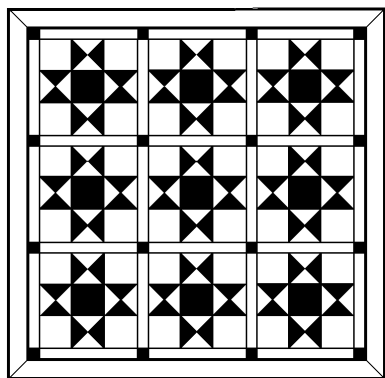
Sandy Peiss is organizing an afternoon group.
Please contact her for details
248-546-8531 or _sandra@raindrops.net
(<mailto:sandra@raindrops.net>)



Monthly Meetings — SHOW AND TELL

By: Jane Aula, VP Facilitator


We have had a suggestion made with regard to Show and Tell by our very talented CAMEO members. We would like to try in October to display some of your quilts/projects during the meeting. We think this would be a great way for fellow CAMEO members, Guests and Guest Speakers/Quilters to spend some time admiring your hard work. Then when it comes time for Show and Tell, you can share the story behind your work of art. So what we are proposing is to have some members who are planning to share their quilt(s) at the general meeting, to come to the meeting about 15-20 minutes before the start to have their project(s) put on display throughout the meeting. We know that some people like to surprise the members, and that is great because who doesn't like surprises but we also know that several of your fellow members would like to be able to take more time to admire your work and may also have questions for you on the technique you used for a particular project. As fellow quilters, we all know how much time, money and effort goes to these works of art. So if you are interested in putting your show and tell project(s) on display at our October general meeting, please contact me email me at mickeyrules@sbcglobal.net so that I can put you on the list for early display of show and tell. So lets see if we can have our own mini-art show by CAMEO members in October. I look forward to seeing you all at that meeting.



LEAFING THROUGH THE LIBRARY

with Sandy "Marian the Librarian" Peiss, Librarian

Dear CAMEO members,
Please be sure to contact me (home phone 248-546-8531 or email Sandra@Raindrops.net) for your requests from the library to appear at guild meetings or events. The new and improved library inventory is in our new membership directory



Plus I have added one more feature. I have decided to share my personal library with guild members and friends. My library is about double the size of the guild library and quite different. You may check out books from either collection. Same rules apply. Both lists will be included in our book.

You may also come to my home and view both collections in its full glory and enjoy the libraries at your leisure. Just call for your personal appointment. I am home most afternoons. I am looking forward to seeing you among the leaves.

Greetings, Stitching-Lovers:

WHO? / WHAT?

The Farmington Hills Chapter, Embroiderers' Guild of America, is hosting its Fall needlework Auction/Garage Sale on Wednesday, November 2, 10am - 2pm. The auction will feature our members' hand-stitched needlework and you can expect to find framed decorative pieces, clothing, personal treasures and holiday gifts and ornaments. Our garage sale will be stocked with charts, fibers, books, fabric, canvas, kits and other stitching-related goodies that our members have culled from their stashes.

WHEN? / WHERE?

As in the past, our auction will be the first Wednesday of November, 10-2, at Faith Covenant Church (SW corner of 14 Mile and Drake) in Farmington Hills. There is plenty of free parking.

THE DEAL:

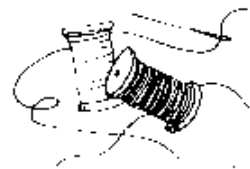
- free admission
- no reservation needed
- free finger food buffet
- great stitching at the auction for gifts/yourself
- wonderful bargains in the garage sale

YOU'RE INVITED

We invite your guild and any of its friends and family to attend this event. I would appreciate your sharing this information with your members so that they may save this date. Doors open at 10am.

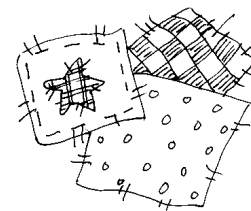
QUESTIONS?

Joanne Cantoni
Publicity Co-Chair
2011 Auction / Garage Sale
248-932-5370
joanne7925@att.net



Quilting Tip From Sew Elegant

Do you have a salad spinner hanging around? Do you still use it for spinning lettuce? How about using it to wash small pieces of fabric without fraying the edges? Instead of using a washing machine, spin with hot water and soap. Rinse in cool water, drain and spin again. Press your pieces dry. Talk about adapting one product for another use!
www.sewelegant.com



Wanted - 6" to 8" heart blocks for Hearts and Hugs. Please bring to the February meeting and give to Kit Kramer or Sharon Cratsenburg.

CAMEO General Meeting September 15, 2011

Barb Lusk called the meeting to order at 7:06pm.

Barb began the meeting with stating CAMEO mission statement and led the group in the pledge of allegiance.

Barb asked members in attendance to verify their contact information so it may be published in the members directory.

Barb requested that if any member has any comments or concern to contact her by email or phone.

Barb asked for any corrections to the minutes as printed in the newsletter. No corrections needed and minutes will be signed, dated and filed.

Janeen Sharpe, Treasurer presented the financial reports.

- We will be in the deficit, approximately \$3500 in the rears.
- We need to fill the upcoming work shops to break even.
- Account balance was stated, amount with-held from printed minutes as they are published on the website.
- Janeen moved money into a CD which will expire before the next quilt show.

Barb has set a personal goal to fast track the meeting, asking board members to keep reports brief and to the point.

Barb plans to move the trunk show to the beginning of the meeting and the business portion last. This will allow guest and visitors to enjoy the trunk show and leave for the business portion, if they desire.

Barb presented Jane Aula reports as Jane is on a color tour.

- Whistle stop for October meeting is well under way.
- Barb will demonstrate a cool way to do a frame.
- Sally will demonstrate pin cushions.
- Penny will demonstrate pillow cases.



Dorothy Strefling presented a report on membership

- Congratulated Betty for her hard work for the past 2 years.
- 3 new members join at the beginning of the meeting.
- 8 new members for the year.
- A total of 62 members paid members and 3 associate members.
- Committees need to be filled.
- Dorothy plans to send the member directory to the printers on October 3rd, and the membership folders should be ready by October's meeting.
- 55 members present at the meeting and 5 guests.
- Dorothy brought a birthday cake to celebrate the September's Birthdays.
- Dorothy will pass around sign up sheets to create new Sit 'N Stitch groups, offer ways for members to get acquainted with fellow members. The time, place, and agenda is to be determined by the members of the group.
- Dorothy has yellow flyers for members to take for local businesses to post to encourage new members to join the guild.
- Dorothy has plans to start a class to teach the basics of quilting to want to be quilters, a beginners course.
- Dorothy is the chairperson for the up-coming quilt show in May 2013 and stated that the raffle quilt needs to get started and sign up sheets for the quilt show committees.

Carol Fetsco presented the audit report for the past year.

Linda Wallace presented the charity report as the committee met last week.

- Linda requested the kits should be picked up and dropped off before the meeting or during the break allowing them to pack up during show and tell, and to keep conversation brief to allow every member time to visit the charity table.
- Each member is required to participate in a charity project as this is why our guild is a non-profit organization.
- The Haven will be the month of November.
- Church Layette program will be in April - we will buy baby items to donate.
- Grieving Envelopes and pillow cases will be charity day - in February for Charity day will make grieving envelopes for mothers who have lost their babies. And make pillow cases.
- The 3 on-going charities for the guild are Oakland County Department of Human Services, Freedom House of Detroit (a safe place for people to stay while waiting for the legal right to stay in the US), and the Gift of Life Henry Ford Hospital (people who are donating organs).

Willie moved to accept the Audit report as read during the meeting, Sandie Price second the motion. Motion passed.

Barb asked for the charities be accepted. Peggy moved and Jolene second, motion passed.

Barb brought up that the executive board recommended the we increase the guest fee to \$10 and any change must be made and voted by general membership. After several members pointed out the pro and cons, a vote was called on the executive boards motion to change standing rule #5 to increase guest fee from \$5 to \$10. Eleven members voted to accept with the majority present voted down the motion.

(continued on next page)

Willie made a motion to change standing rule #5 to \$5 for in house speakers and \$10 for national speakers. Willie withdrew the motion.

Willie moved to change standing rule #5 to \$5 for in house meetings and \$10 for paid speakers. Ruth M. second the motion. Willie amended her motion to non-guild member paid speakers.

Barb called to vote on the motion: "To change standing rule #5 to change the guest fee to \$5 for in house meetings and \$10 for non-guild members paid speakers." 35 members accepted, 7 apposed. Motion passed.

Barb called for a break from 8:16 to 8:30pm.

Following the break will be show in tell.

C.A.M.E.O. Executive Board Meeting - September 22, 2011

Barb Lusk called the meeting to order at 7:07pm. The meeting was held at Sharon's house.

Board members in attendance: Barb Lusk - President, Jane Aula - Vice President Facilitator, Sharon Cratensburg - Vice President Scheduler, Dorothy Strefling - Vice President Membership, Janeen Sharpe - Treasurer, Susan Van Eck - Assistant Treasurer, Chuck Blanchard - Recording Secretary, Jackie Speer - Member at large, Loreen Garrison - Member at Large

Board members absence: Ruth McCormick - Member at large, Debbie Ager - Corresponding Secretary

Barb asked to accept the minutes from August Executive Board meeting as printed in the newsletter. Approved.

Barb stated that she received a comment from a guest on she felt welcome at the general meeting and that is why this person joined as a member. Barb commended members for making guest feeling welcome.

Barb and Linda will be clearing out the property locker.

Great Lakes Guild will be coming to our next meeting. They will be selling tickets for their Studio Tours.

Rosemary will be selling raffle tickets for a charity.

The audit report was discussed in detail.

2011 - 2012 committee liaison assignment have been assigned.

Website update. Janeen, Jodie and Chuck met Monday and discussed ways to enhance the website.

- The website committee will consist of Janeen, Jodie and Chuck
- Add cameoquilters@gmail.com to the webmaster@cameoquilters.org email, this creates a back up of emails.
- Chuck has created email forwards for the executive board, check the website for these email addresses.
- A photo album has been created and will be published soon for general membership to view. This will allow more than one event to be kept on the site.
- Membership application and other forms will be made available via website making it easier for members to renew.
- The members directory will be put on the website under a secure login for members only. This will reduce the cost to reproduce updates.

Janeen - Financial - Janeen needs the insurance papers, bill and policy. Barb will get policy declaration to Dorothy and Chuck to see if we can get a lower premium. Janeen paid the church 3 months rent, September, October, and November.

Dorothy - Membership Members - 68 active members - 3 associates members - 71 total members - 8 people that have verbally agreed to join A new member volunteered to help Dorothy with the member directory.

Dorothy is working on committee assignments and should have they completed by next week.

Dorothy is working on sit & stitch and plans on putting in the newsletter allowing all members to join a group.

Beginner quilting classes will be schedule, Dorothy, Willie and Coral will be lending their expertise to people who would like to learn how to quilt. If you know of anyone be sure to tell them that this is in the works.

Dorothy plans on publishing in the newsletter a members directory by zip codes allowing members to see who lives close to each other. This will allow members to form car pools.

Dorothy moved to change the executive board meeting to Wednesday night instead of Thursday. Susan V. second. Passed.

Sharon - Programs - Sharon plans on a theme of keeping it in Michigan. Keeping with this theme, she is in contact with Krista Prout and Kay Nichols. Krista Prout speaks about Civil War and the history of quilts and Kay Nichols is the author of two books on piecing curves without pins. Both are from Michigan.

Jane - October whistle stop is all set.

Members made comments that they enjoyed the show and tell and the stories behind the quilts.

A rack will be set up for members to hang their quilts, if they choose, before the meeting.

November work ship is how to design a whole cloth quilt. Only 3 people have signed up for the class, unless we fill these classes, they will be cancelled. The quilting can be done on a domestic machine,

(continued on next page)

Shantell Patterson donated a lot of books to the guild's library. Debbie will need to send a thank you card to Shantell.

National quilt day is in March. Our national quilting day link states January.

Susan Van Eck - Door prizes made \$64 dollars, all profit, items left over from the quilt show.

Paid the \$300 deposit for the quilt show in 2013.

Ruth McCormick - National quilt Day

Jackie Speer needs the president quilt book.

Loreen

Sharon cleaned Hearts and Hugs and organized into a notebook. Sharon needs Hearts.

Fat Quarter exchange, new members are forming this committee and have not met yet.

Meeting adjourned at 9:32pm.

Quilting Tips from Sew Elegant - www.sewelegant.com

Thanks to Sew Elegant Quilt Shop for allowing us to publish the following tips for ironing and pressing a quilt.

TIPS FOR IRONING AND PRESSING A QUILT:

When working out the best method of ironing your quilt there are a few factors that you should consider:

* It is important to first find out the types of fabric used in the construction of both the quilt top and the binding. If you know that the quilt is made of durable fabrics such as cotton then it is possible to use a hotter temperature when ironing. A hotter iron temperature will make the overall pressing task much easier but it can be damaging to delicate fabrics. Be careful to only use a very mild iron temperature when synthetic fabrics or blends are involved!

* Also consider the material used as batting in the quilt. Remember that synthetic materials are particularly sensitive to heat and also consider the effect that steam may have on the material if you are using a steam iron.

* Dry-ironing is usually the preferred method of pressing a quilt. If steam ironing is used the batting can sometimes get damp and not dry out properly. If this happens then you run the risk of the batting material rotting or deteriorating over time.

* An alternative to steam ironing is to dry-iron the bulk of the quilt and then use a small spray bottle of distilled water to gently spray any particularly stubborn creases that cannot be removed by dry ironing along. This means you get the benefit of steam ironing but minimise the risk of causing damage to the batting.

* Is your quilt a plain patchwork quilt or was applique or embroidery used in its construction? Quilts with additional appliqué patterns or delicate embroidery work should be treated with particular care when ironing so as to not catch corners of the fabric on the iron or accidentally burn the embroidery thread. This can be particularly easy and quick to do if your iron is hot!

* One useful technique for ironing quilts with embroidery or appliqué or that are made of sensitive synthetic materials is to place a sheet of cotton over the quilt. Ironing through the cotton will help prevent fabric sticking to the base of the iron and result in a gentler transfer of heat.

* Don't forget to consider the age and condition of the quilt. For vintage or antique quilts it may be better to get a professional with experience in handling such quilts to do the pressing for you. It is often worth a few dollars for the peace of mind that your quilt will not be accidentally damaged!

QUILTER'S CALENDAR

September 10 - November 13

Amish Quilts at the Flint Institute of Arts,

1120 E. Kearsley St, Flint

Admission: FIA members and children under 12 free, adults \$7, senior citizens \$5

Hours: M-W, F 12-5, Th 12-9, Sat 10-5, Sun 1-5

October 7 - 8

Fall Into Quilts

Town Hall Quilt Guild (of North Oakland County) announces

Fall into Quilts

10 a.m. until 4 p.m.

Friday October 7 and Saturday October 8

First Congregational Church

5449 Clarkston Road, (east of Sashabaw)

Clarkston, MI 48348

Admission \$5

For more information, contact Barb Chirco, 248—922-3115 (bittersweet1953@gmail.com)

or Kim McArthur-Navarrette, 248-666-9452 (k.mcarthur-nav@sbcglobal.net)

October 15 - 16

Kalamazoo Log Cabin Quilts Fall Quilt show

Kalamazoo County Fairgrounds and Expo Center, 2900 Lake St, Kalamazoo

Adults \$7, Children \$2

There will be demos, vendors and a quilt appraiser

October 15

A Sanctuary of Quilts

Quilt exhibit presented by St. David's Quilters

10 a.m. to 3 p.m.

St. David's Episcopal Church

16200 West 12 Mile Road

Southfield, MI 48076

248-557-5430

\$3.00 donation

Refreshments & lunch available for purchase.

October 19 - 20

Darlene Leosh

Lecture, workshop and trunk show

Piecemakers Quilt Guild, Saginaw

www.piecemakersquiltguild.com

October 21 - 23

Michigan Quilt Network Retreat

Ralph A MacMullen Conference Center, Roscommon

April Yorks & Virginia Anderson will be showing quilts from 1840-1940 and discussing the characteristics of quilts from the period

October 26

Sue Nichols

Lecture (Machine Quilting Tips & Tricks) and Workshop (Machine Quilting Essentials)

Evening Star Quilt Guild, Davison

www.eveningstarquilters.blogspot.com

November 3, 4, 5

Karen Turkes, Design Your Own Landscape, Lecture and Fri, Sat Workshops -

www.windberrystudio.com/

Oakland County Quilt Guild

Rochester Community House, 816 Ludlow, Rochester

November 15

Donna Kooistra

Lecture

Quilt Guild of Metro Detroit, Harper Woods

www.qgmd.org

November 15 & 19

Shelia DeRose

Lecture, trunk show and workshop

Town Hall Quilt Guild

1st Congregational Church

5449 Clarkston Rd, Clarkston

**CAMEO Quilt Guild 2011/2012
WORKSHOP REGISTRATION FORM
JUDY WOODWORTH WORKSHOP
“HOW TO DESIGN YOUR OWN WHOLECLOTH QUILT”**

LECTURE/TRUNK SHOW:

Judy will present a lecture and trunk show at our General Meeting on Thursday, November 17, 2011, which begins at 7:00 p.m. The General Meeting will take place at Clawson United Methodist Church, 205 N. Main Street, Clawson, MI 48017. No need to sign-up in advance for the lecture and trunk show. **Guest Fee Applies**

WORKSHOP(S):

Judy will present her workshop entitled “**How to Design Your Own Whole Cloth Quilt**” on Friday, November 18, 2011, from 9:00 a.m. to 3:00 p.m. as well as Saturday, November 19, 2011. Please indicate which day you would like to attend by indicating same below.

The Workshops will take place at: Clawson United Methodist Church, 205 N. Main Street, Clawson, MI 48017

Class fee: Member rate - \$80.00; Non-member rate - \$90.00

Please feel free to visit Judy’s website at www.judywoodworth.com to learn more about Judy and her award winning works of art.

Please send this portion with your check payable to CAMEO Quilters Guild to: Jane Aula, 113 Linden Avenue, Royal Oak, MI 48073

_____ I wish to attend the Judy Woodworth workshop Friday, November 18, 2011.

_____ I wish to attend the Judy Woodworth workshop Saturday, November 19, 2011.

Name _____

Address _____

City, State, Zip _____

Phone _____

Supplies Needed: White or off white piece of fabric measuring at least 65" by 65"; Five blue water-soluble markers (Mark-B-Gone is best); 2 Blue Pens; 1 Clover Easer.

Additional Items Needed: One 12" by 6" Ruler; 6" by 24" Ruler; Large 16" or 18 Ruler (Optional) . If you do not have the any or all of the rulers listed, I’m sure other class attendees would be happy to share. Be sure your name is on your rulers so they are returned to the proper owner. This information can also be found on CAMEO’S websitewww.cameoquilters.org. Any questions, contact me, Jane Aula, at mickeyrules@sbcglobal.net. **NO SEWING MACHINE NEEDED.**

***If you would prefer Judy bring a materials kit for you to class, please email her at jwquilts@yahoo.com. Fee for kit provided by Judy is an additional \$25.00 paid to her directly.**



CAMEO Quilters
P.O. Box 1044
Troy, Michigan 48099-1044

FIRST CLASS MAIL - DATED MATERIAL

CAMEO Quilters

Next Meeting

Thursday, October 20 2011

7:00 p.m.


Clawson United Methodist Church

205 N. Main Street (just north of 14 Mile Road)

Clawson, Michigan

Items to bring:

1. Yourself and your smile!
2. Your nametag
3. A guest & possible new member!
4. Show & Tell.
5. Money for Door Prize tickets
6. Library Books to return
7. Charity Donations



Visit our website at: <http://cameoquilters.org/>