



**CAMEO Quilters
2011-2012
Executive Board**

President

Barb Lusk

president@cameoquilters.org

Vice President Facilitator

Jane Aula

vp-facilitator@cameoquilters.org

Vice President Scheduling

Sharon Cratsenburg

vp-scheduler@cameoquilters.org

Vice President

Membership

Dorothy Strefling

vp-membership@cameoquilters.org

Recording Secretary

Chuck Blanchard

secretary@cameoquilters.org

Corresponding

Secretary

Deb Ager

corresponding-secretary@cameoquilters.org

Treasurer

Janeen Sharpe

treasurer@cameoquilters.org

Assistant Treasurer

Susan VanEck

asst-treasurer@cameoquilters.org

Member at Large

Jackie Speer

member-at-large@cameoquilters.org

Loreen Garrison

member-at-large@cameoquilters.org

Ruth McCormick

member-at-large@cameoquilters.org

Newsletter Editor

Rosemary Spatafora

newsletter@cameoquilters.org

The Silhouette

<http://cameoquilters.org/>

The
Newsletter
of CAMEO
QUILTERS

Volume 18

Number 8

March, 2012

CAMEO is an acronym for what phrase?



Come And Meet Each Other and find out at
CAMEO's evening of

Trivial Pursuit Quilting Style!!!

Thursday, March 15, 2012

(Beware the Ides!)

7:00 p.m.

President's Corner...

Thank you to Renee Biehl, Lori Miller, Tina Rink and Charlene Esralien for sharing great projects at our February meeting and a very special thanks to Jane Aula for organizing. We love the new tips and patterns which were shared. Also, cheers to the Charity Day Committee for a super Charity Day. The food was delicious and plentiful and we were surprised by the bountiful gifts in goody bags! We enjoyed getting to know each other better and glowed in the satisfaction of completing several items which will be appreciated by our chosen charities.

Jane has a fun program in store for us for the March meeting and I heard there will be prizes for the winners of Trivial Pursuit so don't miss this one! Then on Saturday the 17th we will be gathering once again for a fun day for National Quilting Day.

Be sure to get your reservation in for the retreat. Barb Veselenik and the retreat committee always deliver a super weekend for everyone who attends!

Then in April, Dan Burke will be here to present his trunk show and provide a workshop on paper piecing. The cost of the workshop has been reduced for all CAMEO members, so this is another opportunity you will want to put on your calendar.

I hope many of you were able to attend the Great Lakes Heritage Guild quilt show Feb 24th and 25th and also have the Oakland County Quilt Guild show April 13th and 14th on your calendar. Attending our neighboring guilds quilt shows is another way we all support each other.

Keep reading through the *Silhouette* to see what else is happening. There is something for everyone - from quilting classes, challenge projects, the round robin exchange, our quilt show and more. Getting involved is the best way to learn and to make lasting friendships.

See you at the March 15th meeting - 7:00 PM. Until then, keep those sewing machines humming.

Barb Lusk

2011 - 2012 Guild Program Calendar

March 15 - CAMEO Quilters - Game Night
We will be playing Trivial Pursuit - Quilt Style

March 17 - National Quilting Day Sewing Day

April 19 - Dan Burke, Quilter
Lecture: "History of Foundation Piecing"

April 21 - Dan Burke, Workshop Subject: Earth Wind and Fire Table Runner or Great Ball of Fire Quilt

May 17 - CAMEO Members Barb Lusk and Ruth McCormick will demonstrate a technique using Paint Sticks

June 21 - CAMEO Meeting and Elections (**MEMBERS ONLY**)

Quilt Show Name Contest Deadline Extended to 3/9/12 - Dorothy Streffling

As you know our next Quilt Show will take place on May 9-11, 2013. We need a name for this show. All entries need to be returned to me by phone or e-mail (preferred) no later than March 10th.

The name chosen will be announced at our March 15th Guild meeting. In the case of duplicate names, the first person who submitted the name will win. There will be a prize for the winner. The format should be as follows:

All Show names begin:

THE CAMEO QUILTER'S GUILD PRESENTS

A CAMEO APPEARANCE: _____

(2011 Show name was: Quilts in Bloom)

Hospitality - Lucy Lesperance and the Hospitality Committee

A grateful THANK YOU for all the delicious goodies brought to the February meeting! Don't we all enjoy a little treat now and then? Everyone is invited to participate to participate in bringing something for Hospitality!

Thank You.



Editor's Note: The deadline for the APRIL newsletter is March 22. Please send all newsletter items, reports, stories, etc. to Rosemary Spatafora at rspatafora@comcast.net. Keep reading for the "Slip of the Keyboard"!

Want Ads - The *Silhouette* is taking ads. The costs are:

- \$1.00 per column line
- \$5.00 per business card size
- \$15.00 per quarter page size

These costs are per issue. Send ads and payment (made out to CAMEO Quilt Guild) to Rosemary Spatafora (address in the directory).

Trivial Pursuit-Quilting Style - By: Jane Aula, VP Facilitator

I am very excited about the night of Trivial Pursuit-Quilting Style I have planned for you for our March meeting. Just as a reminder, I am putting together a version of Trivial Pursuit with all questions relating to quilting, crafting, hobbies and of course, most importantly, your fellow CAMEO member(s).

Now this is where you come in....I am looking for some information. If you have information on a CAMEO member with regard to his/her quilting world and think it would be a great trivia question, please send it to me. There is no guarantee that your question will be used but the more variety I have, the more fun we can have. So email me your information with regard to anyone in CAMEO that might or might not stump the membership. Also if you have a subject matter, favorite technique, quilter, etc. in which you think would add to the variety of the questions, I would love to hear from you as well. As I put this all together, I will provide further information on how this will all play out and what else I may need from you all. I look forward to hearing from you and learning a lot about CAMEO members.

The captains have been chosen. You will receive your team assignments when you arrive at the meeting on the 15th. I will forward the game rules and other information to the captains one week prior to the meeting. The captains will be the spokesperson for each team so we don't have 30 people shouting out the answers all at the same time. You will receive further instructions and rules prior to game time. I have received a few bits of information on members that will be used as questions during the game however I could use some more....please send me your suggestions for subjects, information you may have on a member (can be funny but not hurtful) or anything else you can think of that relates to CAMEO and quilting. I need to receive any suggestions for subjects, etc. by March 12, 2012. I would really like this game night to be fun for everyone and I need your help with it. I look forward to hearing from all of you and learning a lot about CAMEO Members.

THE MEMBERS OF THE WINNING TEAM WILL EACH RECEIVE A PRIZE....START DIGGING FOR DIRTS LADIES & GENTLEMAN!!!!!!

HERE IS ONE HINT: BE SURE TO READ YOUR NEWSLETTERS FOR FEBRUARY AND MARCH. YOU NEVER KNOW WHAT SUBJECT(S) MAY BE USED FOR QUESTIONS.

blusk5510@Gmail.com

248-288-1142

*Granny
Lady Quilts*
"Put Memories in a Quilt"

Barbara Lusk

Digital long arm quilting

Custom designed quilts

Membership News and Notes

Dorothy Strefling
Membership Chairperson

Three new members joined at our 2/16/12 meeting. Linda Hermes, Lois Marr & Kerren Heilman. We now have 85 members! Please add their contact information to your membership roster.

Kerren Heilman (Active) Committee Assignment: Retreat
(092) 6/16

4097 HoneysuckleDr.
Sterling Heights, Mi 48314
H: 586-991-6440
e-mail: kheilman@tbsddp.com

Linda Hermes (Active) Committee Assignment: Nom. & Elections (008) 12/1

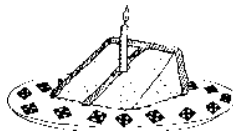
4126 Berkshire
Royal Oak, MI 48073
H: 248-549-4847 C: 248-224-8688
e-mail: ljhermes11@yahoo.com

Lois M. Marr (Active) Committee Assignment: Hospitality
(056) 12/1

P.O. Box 1540
Royal Oak, MI 48068
C: 248-701-3880 W: 248-551-7809
e-mail: Ltoots67@hotmail.com

Also, Jackie Considine tells me she is moving the end of March. Here is her new address: 2175 Columbia Rd., Berkley, MI 48072. Phone #s remain unchanged.

A very happy birthday to our members celebrating a birthday in March: Mary Sugarman, Barb Lusk, Betty Rizzo, Chuck Blanchard, and Renee Biehl



Quilting Classes – Dorothy Strefling

We have had a wonderful response to our quilting classes. First class was held 2/4/12. Second class will be 2/28/12. We have approximately 30 people signed up!

Maggie's Top Stitch Quilting



Madison Heights, MI
248-543-5881

Custom Machine Quilting

www.maggiestopstitchquilting.com
www.webshots.com/user/msmith759

From small wall hangings to king size quilts.
Every quilt is finished with Tender Loving Care.

National Quilting Day - Carole Gilbert

Just a reminder that CAMEO will celebrate National Quilting Day on March 17. Since this is St. Patrick's Day, look for something neon green as a surprise for the day!

National Quilting Day is the day we meet to enjoy one another, meet someone new, and commemorate our favorite thing to do. What better way to spend a whole day than chatting with your CAMEO sisters at the sewing machine or over the quilt sandwich table with a box full of safety pins!

You can work on a UFO, make something for charity, start something new, work on the CAMEO Challenge, or just sit and get to know your fellow quilters better, if you wish! Anything goes!

The Committee will be ready to greet you at 9:00 a.m. at Clawson First United Methodist Church (our usual meeting place). Bagels and coffee will be ready to help you start your day. Lunch is a special surprise.

There will be a donation basket and we ask that you put a dollar in the basket to help defray the cost.

Put on your green sweatshirts and join us for the premier quilting event of the year!

CAMEO Charity Committee News

Linda Wallace - Charity Chairperson

At the last meeting and Charity Day we received 15 quilts, 3 fleece blankets, 4 pillows, 1 tote bag, and over 50 pillow-cases. Charity Committee cannot thank you enough for all your hard labor of love.

I hope everyone who attended Charity Day had a good time. It definitely was a productive one.

We still have many pillow kits that need to be sewn. The pillows will be given to the Henry Ford Hospital Gift of Life program. While a family is waiting for a loved one donating organs, they will be given a pillow or quilt so they have something to hold on to while going through this difficult time. The pillow kits include all you will need to complete the project (including the pillow form). There are plenty of quilt kits available also.

We are looking forward to seeing you at the Charity table.



Ruth McCormick

Thoughtful Long-arm Quilting
Memory Quilts, Custom Quilts

RUTHMCCORMICK.COM
248.375.1882 Rochester Hills, Michigan

Quilting Retreat - Barbara Veselanak

Last call for all retreat goers! The final date for signup is March 15th. All final payments need to be made by the March meeting night.

What is this all about you ask? Well, for the past 7 years, CAMEO Quilt Guild has had an annual trip to Lions Bear Lake Camp in Lapeer, MI. We spend a weekend of quilting, socializing, meeting new friends and most of all relaxing. This year we will be having make-and-take demonstrations, a mystery quilt (which costs an extra \$2.00 payable at the March meeting). We will Come And Meet Each Other on Friday night. We offer you a land of paradise to quilt, take a walk, read a book or just sit back and relax.

This is a lot less expensive than Hawaii!! No grass skirts just paradise. The cost of the weekend is \$100.00. Where else can you go on a retreat with everything paid for \$100.00 This includes all your meals, starting on Friday night, your lodging, and much more. We have nice cabins that we stay in with hot and cold running water for your shower, flush toilets, heat in the cabins if we need it, air conditioning if it gets warm fast! Won't you consider going this year with us? It's not too late to sign up. There is still room for you! March 15th meeting is your last chance to sign up for this year's retreat. The weekend will start on Friday, May 4th at 2 p.m and goes until Sunday, May 6 at 2 p.m. If you have any questions, please contact anyone on the retreat committee.

Dan Burke, April 19 and April 21, 2012 Lecture, Trunk Show and Workshop

By: Jane Aula, VP-Facilitator 2011-2012

In April we will be welcoming quilter and author, Dan Burke. He will be presenting his lecture titled "History of Foundation Piecing" at our General Meeting on Thursday, April 19, 2012. He will also be teaching his workshops titled "Earth Wind and Water and Great Ball of Fire Quilt" on Saturday, April 21, 2012, from 9 a.m. to 3 p.m. Attached to this newsletter you will find a registration form for his workshop along with the material and supply list he has sent to me related to his workshop. If you have any questions, please contact me at (248) 990-4299 or email me at mickeyrules@sbcglobal.net. I hope you are excited to meet Dan and learn his foundation piecing technique. Please fill this form out as indicated and mail to me, Jane Aula, at the address indicated along with your payment in order to secure a spot in Dan's workshop. The cost for the workshop for members will be \$25 and for non-members \$45. If you have any questions, let me know. Thank you.

Gammill Longarm CLASSES at Ruth's Studio

Rent Me! Long Arm Quilting Class – Learn to use a genuine Gammill Long Arm quilting machine so that you can rent time to quilt YOUR quilts! Ruth will teach you how to load your quilt along with basic hand guided techniques. Charity quilt tops will be used to learn the basics. 4 hours training - \$75.00 – minimum two students


** Computer guided classes available to computer savvy quilters.

Call Ruth McCormick at 248.375.1882
to schedule training time

LEAFING THROUGH THE PAGES OF THE LIBRARY

with Sandy "Marian the Librarian" Peiss, Librarian

Dear CAMEO's,
I am the luckiest quilter.
What other person in the
"our quilting world" has
600+ quilting books at their
immediate disposal.



I can research anything in my living room. I do not even have to warm up my car.

You too, can share the luxury of dreaming about or planning your next quilt with any number of quilt books that your little ol' heart desires.

I am making it easy and convenient for you. I don't even have long-distance telephone numbers. 248 in Oakland County and 586 for those of you in Macomb County. I will even deliver to the meeting or you can visit and the coffee is always on.

COME AND MEETING EACH OTHER among the volumes.

The UPS has not delivered by crystal ball yet, so I do not know what you need until you contact me.



Supply List for the Earth, Wind and Water Table Runner and Great Ball of Fire Quilt Dan Burke Workshop - April 21, 2012

Needed:

- A few Flat Head pins
- A few glass head pins
- 6 1/2" ruler
- "Add a Quarter Ruler" and "Add Enough" template
- Rotary cutter - 28 mm or 45 mm
- Small cutting mat to have next to your sewing station
- Small travel iron and pressing mat to have next to your sewing station
- Thread in medium gray or to match your fabrics. (I prefer an all cotton thread for piecing.)
- Sewing machine in good working order, your machine's book (in case of a problem. I'm not much of a mechanic) and a couple of filled bobbins and a new needle. I like a #70.
- Small Zip-lock bags to store your cut pieces in
- Pencil or pen and paper to take notes with
- Small pair of scissors

CALLING ALL CAMEO MEMBERS DETROIT NEWS CRAFT BLOG BY JOCELYN BROWN - *Jane Aula, VP Facilitator, 2011-2012*

Some of you may have heard that our own Theresa Nielsen was featured in the Jocelyn Brown's Craft Column in the LifeStyle magazine that is included with the Detroit News' Friday edition back on December 9, 2011. She showed off her beautiful Crazy Quilt Wall Hanging. Congratulations to Theresa and thank you for making all your fellow CAMEO members very proud!!! So maybe you can be the next CAMEO member featured by Ms. Brown. Please contact Jocelyn Brown who runs a Crafts Blog on the Detroit News website. I sent her information to be posted on the blog with regard to our meeting and workshops in the coming months. During our conversation she said she would like to feature some of our Members on her blog demonstrating a small quilting project.

She is thinking along the lines of a small wallhanging, placemats, tote bag, etc. If anyone would like to have your project featured on her blog, please contact her at jbrown@detnews.com. She will need instructions along with pictures of your work. Be sure to tell her that I directed you to her and you are with the CAMEO Quilters Guild. If you are interested, please get in touch with her soon. It would be fun to have one or more CAMEO Members featured on her blog, not to mention some well needed publicity for the Guild. I believe it will be a great way to attract new members as well as getting the CAMEO name out among many different type of crafters. If you have any questions, you can reach me at vp-facilitator@cameoquilters.org or (248) 990-4299. I look forward to seeing some familiar faces on her website/blog in the near future. Thank You!!!!

Quilt Show Update- *Dorothy Strefling*

The CORE committee has begun its meetings. Good group. Three new members on CORE. Very enthusiastic! Boutique is now fully staffed. Theresa Nielsen is Chair and also liaison to CORE.

Raffle Quilt - design has been finalized and assignments given. Estimated finish date is mid-April - May 1. Ruth McCormick will quilt it. Will try to get RQ to her at the April 19 guild meeting and present it to the membership at the May meeting.

We are trying a new revenue generator for our Quilt Show in 2013. We are planning a silent auction of miniature quilts/doll quilts (no smaller than 12"/no larger than 24" sq.) as an additional source of revenue from the Show. Remember, the monies earned from the show make our wonderful programs possible. An American girl born in 2012 can expect to live 81.3 years - until 2093. We would like to get an idea of how many members will support this activity so please sign up on the yellow pad that will be passed around at the March meeting if you are interested in participating or send me an e-mail/call me if you will not be at the March meeting. There will be prizes awarded!! More info to follow.

From Barb Lusk

Hint on handling hand dyed fabrics - from Homequiltingssystems Yahoo Group

Glenda, from South Africa, who has been commercially hand-dyeing cottons and silks for 25 years shares the following tips:

First she dispels a popular myth- Vinegar DOES NOT SET DYES IN COTTON!! It will work very effectively on protein fibres such as silk and wool.

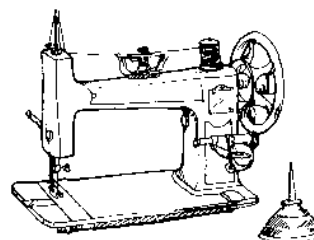
Part of the problem with hand dyed fabric running is because the dyes have not been washed out properly in the first place- and a bit of Sythrapol in warm water simply doesn't cut it.

I also know that in the States, particularly, you have top loaders which take warm water from your water heaters which isn't hot enough to start with. Fabric dyed with cold water re-activates needs to be heated to at least 80 degrees centigrade for at least 1/2 hour and you cannot do this with a top loader. The water cools down too quickly.

Here is how to do a proper washout if you don't want your hand dyed fabric to run later.

- Rinse in WARM water at least 10 times .
- Put it in a pot of water on the stove and bring to a boil. Simmer for at least 20 minutes. Let the fabric cool in the water and rinse out.
- Test in warm water. If there is still dye coming out then repeat the above procedure.

All my fabric is rinsed out by machine (we have automatic front loaders) about 9 times and is then washed at 80 degrees for around 1/2 hour and then it goes through another three rinses before being dried and ironed.



QUILTER'S CALENDAR

1. April 9
Betty Bayink-Roberts, Lecture, Trunk Show & Workshop
Lighthouse Quilt Guild
United Methodist Church of the Dunes
717 Sheldon Rd
Grand Haven
7:00 pm
\$5 guest fee
<http://lighthousequilters.org>
2. April 14
Paula Nadelstern, Lecture, Trunk Show & Workshop
Weber's Inn
3050 Jackson Rd
Ann Arbor
10:00 am -4:00 pm
\$25
<http://annarborsewing.com>
3. April 16
Beth Donaldson, Lecture
Quilt Guild of Metro Detroit
Redeemer United Methodist Church
20633 Vernier Rd
Harper Woods
7:00 pm
\$5 guest fee
www.qgmd.org
4. April 18
Pattye Kent, Lecture
Piecemakers Quilt Guild
Second Presbyterian Church
2665 Midland Road
Saginaw
7:00 pm
www.piecemakersquiltguild.com
5. April 19-21
Patti Hempen, Lecture and Workshop
Capitol City Quilt Guild
Union Missionary Baptist Church
500 S. Martin Luther King Blvd
Lansing
7:00 pm
www.capitolcityquiltguild.org
6. April 20-21
Sherrie Jaqua, Lecture & Workshop
Genesee Star Quilters
South Flint Church of the Nazarene
4075 E Atherton Rd
Burton
10:00 am
www.genstarquilters.org
7. April 25
Carol Loessell, Trunk Show
Evening Star Quilters
Davison-Richfield Senior Center
10135 Lapeer Rd
Davison
6:30 pm
<http://eveningstarquilters.blogspot.com>
8. April 27-29
Pass the Tiara – Gardens in Bloom Quilt Show
Heritage Park
Carriage House
3200 Cook Road
Midland
Friday-Saturday 10:00 am-5:00 pm
Sunday 12:00 pm-4:00 pm
\$3 Admission
<http://passthetiara.blogspot.com>

Scrap Happy Friendship HST Exchange

Unique individuals brought together sharing a passion. This scrap happy exchange is designed to share our individuality yet bringing us closer as friends. And to use up your scraps!

The rules, more like guidelines, are simple.

- The exchange will end in May 16, 2013.
- Triangles will be returned on June 20, 2013.
- Collection will begin in September 2012 at the monthly meeting.
- You will receive a triangle for every triangle you make. For example, if you make 100 triangles during the exchange period, you will receive back 100 triangles. You may or may not receive one of your triangles back.
- You do not have to participate each month and there is no maximum or minimum amount of triangles required to participate.
- The triangles will measure 2" finished, 2 1/2" unfinished.
- Triangles must be constructed using HST pattern, attached is a free copy of the pattern.
- Use a neutral color all cotton thread. White, light grey or tan thread blends well. Please do not use all purpose or polyester thread; these type of threads do not with stand the test of time or a hot iron.
- Do not use pre-wound bobbins as these tend to be polyester thread.
- Place triangles in zip lock Baggie with your name and count on the bag. Placing in zip bag will help protect the triangles until distribution.
- 100% quilt shop quality fabric, un-washed preferred. No pastels or child prints, please.
- Chuck Blanchard and Sharon Cratensburg will be the keepers of the triangles until distributed.

Building Your Half Square Triangles

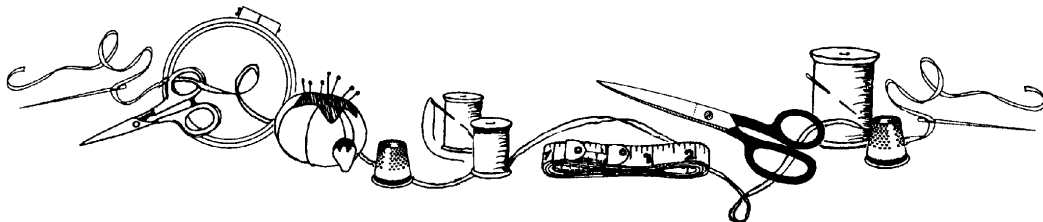
Using the following sequence will insure continuity between all triangles, making everyone's triangles the same. There should be contrast between your choice of fabrics. One fabric should read dark and the other should read light. Your fabric choices should be something that you would like to receive back.

1. Lay dark fabric right side up.
2. Place light color on top of dark fabric with right sides together.
3. Place HST pattern on fabric and carefully pin together. Be careful not to place pins on the dotted lines. These lines are your sew lines.
4. Remember that the light color fabric should be next to the paper. This is important as he helps when pressing open as it makes it easier to press towards the dark.
5. Sew on dotted lines.
6. Press with dry iron on the fabric side. Do not skip this step. It sets the seams and helps prevents unwanted stitches from coming apart when removing the paper. Also, it makes it easier to cut as it will lay flat.
7. Dry iron, no steam. Steam will weaken the foundation paper.
8. Cut on solid lines.
9. Leave the foundation paper on, the recipient gets the surprise when they remove the paper and see the fabric.
10. Do not press your HST open or remove the paper. This is the most accurate way to insure that every HST are the same.

Sewing Machine Set-up

By following these guidelines on your sewing machine will create a pleasurable experience for everyone.


- Use a neutral color all cotton thread in both top thread and bobbin. White, light grey or tan thread blends well with all colors. Please do not use all purpose or polyester thread.
- The use of a larger needle creates better perforation of the foundation paper.
- Set the stitch length to 1.5 millimeter.
- Your needle should be sharp as it has to pierce through paper and two layers of fabric. You do not want a dull needle ripping its way through all the layers. And you probably already know this, but it's a good reminder.



*Dotted lines are sew lines
Solid lines are cutting lines*

2 Inch Finished W57 Units

One
Inch
Square
Measure for Accuracy



CAMEO General Meeting - February 16, 2012

Meeting called to order at 7:01pm by Barb.

Guest were asked to stand and be welcomed by the members.

Minutes were accepted as printed in the February newsletter.

Financial report given by Janeen. The January workshop was a great success as we were in the black.

Officer nominations are being accepted. All positions must be filled to remain as a guild.

Jane introduced Lori Miller, Renee Biehl, Tina Rink, and Charlene Esralian as are host for the whistle stop demonstrators.

Dan Burke workshop has been reduced to \$25 for members as membership has its privileges.

Dorothy announced that we had 59 members present at the meeting with a total of 85 members. She also asked that members that are celebrating their birthdays to stand. The business cards need to be taken and passed out to advertise our guild. The quilt show needs volunteers to fill committees. The racks that will be used will require a hanging sleeve for quilts larger than 40 inches.

Charity day will be providing a light breakfast and lunch for those who attend.

The retreat committee requests that if you are planning on going to have your registration and deposit paid so they can finalize setup.

The president quilt is underway and the committee request if you have not pick up your square, please contact Tina Rink to make arrangements. Details are not in the newsletter as Barb will read the newsletter.

7:25pm taking hospitality break.

8:30pm meeting continued after the whistle stop.

February 24th is Great Lake Crossing Quilt Show.

February 28 is the next quilting class.

March 25th & 25th is Marshall Michigan Quilt Show.

February 22nd is the next board meeting at Susan Vaneck's house.

Meeting adjourned at 8:40pm

CAMEO Board Meeting - February 22, 2012

Meeting was called to order at 7:12pm.

Minutes from January board meeting were accepted as printed in February Newsletter.

Financially we are in good shape.

Dorothy reported that 3 new members joined on February 16th meeting making a total of 85 members. Dorothy also scanned and emailed whistle stop handouts to members who could not attend the February meeting.

Dorothy reported that the CORE committee has begun meetings with 3 new members on the core committee. Boutique is fully

(continued in next column)

staffed and Theresa Nielson as the chair and liaison to CORE.

The raffle quilt has been finalized and assignments were given. Estimated finish date is mid-April - May 1st. Ruth McCormick will quilt. Raffle quilt is planned to be in Ruth's hands by April 19th guild meeting.

Dorothy has the contract from Metro for their racks. And plans on seeing the racks before signing the contract.

Dorothy has provided contact information for all new members to Rosemary.

Quilting classes began on February 4th and the second class will be on February 28th. The first class was well attended and approximately 30 people committed to the second class.

Sharon is working on a power point presentation from quilt shops around Michigan, if you will a virtual tour of LQS.

Sherri Jaque is tentatively scheduled for November 2012. And Kay Nichols is booked for January 2013.

Sharon has scheduled Mabelinas to do a presentation on Aprons.

The retreat have 33 members confirmed. We need at least 40 to attend to prevent the guild from paying for vacancies. Space is limited to 50, please sign up to help the committee to plan.

Jane is planning a game night for the meeting in March. Dan is scheduled for April and kits will be available. Jane is waiting on a supply list and material requirements for those that do not wish to purchase the kit. In May, Ruth and Barb will demonstrate paint sticks.

We need to get a strong person to chair publicity committee as this is crucial for the guild and quilt show.

Susan reported that door prizes made 80 dollars and spent 37.

Charity day was a big success as many pillow cases and remembrance envelopes were completed. And several quilts tops other projects made great strides.

Wannita is chairing nominations/elections and have 10 nominations.

National quilting day is all set for March 17th.

Jackie stated that the President's quilt is underway. If you need details, contact Jackie as the details are omitted from the minutes as the President will read them.

Several compliments were received about charity day and member's hospitality and how much fun it was. It is a way to bring everyone together and make new friends.

Round Robin - this is the last month and March will be show and tell.

Heart and Hugs are in need of Hearts. Sharon will put a not in the newsletter describing what is needed.

At the last board meeting we discussed doing a 1/2 square triangle (HST) exchange. Chuck will work on guidelines. Chuck and Sharon will chair this exchange. More details to follow.

Meeting adjourned at 9:06pm.

**CAMEO Quilt Guild 2011/2012
WORKSHOP REGISTRATION FORM
DANIEL BURKE WORKSHOP
“MICHIGAN SNOWFLAKES: FOUNDATION PAPER PIECING”**

Workshop(s) Being Presented by Daniel Burke

LECTURE/TRUNK SHOW:

Daniel will present a lecture titled “**History of Foundation Piecing**” and trunk show at our General Meeting on Thursday, April 19, 2012, which begins at 7:00 p.m. The General Meeting will take place at Clawson United Methodist Church, 205 N. Main Street, Clawson, MI 48017.

Guest Fee: \$10

WORKSHOP(S):

Daniel will present his workshop entitled “**Earth Wind and Water Table Runner or Great Ball of Fire Quilt**” on Saturday, April 21, 2012.

The Workshop will take place at: Clawson United Methodist Church, 205 N. Main Street, Clawson, MI 48017

Class fee: Member rate - \$25; Non-member rate - \$45 (Kit Fee Applies)

Please feel free to visit Daniel’s website at www.quiltingbytheriver.com to learn more about Daniel and his award winning work.

Please send this portion with your check payable to CAMEO Quilters Guild and mail to: Jane Aula, 113 Linden Ave., Royal Oak, MI 48073

Name _____

Address _____

City, State, Zip _____

Phone _____ Email: _____

(Dan Burke Workshop)

**CAMEO Quilters Guild
Retreat Registration Form
Lion's Bear Lake Camp
May 4, 5, 6, 2012**

Please see accompanying article in January, 2012 newsletter

Name _____

Address _____

City, State and Zip _____

Telephone # (Home) _____ **(Cell)** _____

Email Address _____

Emergency Contact Person _____

Telephone# _____

Dietary Needs _____

Any additional information we need to know _____

Are you interested in a mystery quilt? YES NO

What size? Wallhanging Twin Double/Queen

(There will be an additional charge of \$2.00 for this)

Cabin mate preferences (Limit 8) *NO EXCEPTIONS!*

(This sections for committee use only)

\$50.00 Deposit Check/Money Order # _____ Date Rec'd _____

__ \$2.00 for the mystery quilt Date Rec'd _____

\$50.00 Deposit Check/Money Order # _____ Date Rec'd _____

FINAL MONIES ARE DUE MARCH 15



CAMEO Quilters
P.O. Box 1044
Troy, Michigan 48099-1044

FIRST CLASS MAIL - DATED MATERIAL

CAMEO Quilters

Next Meeting

Thursday, March 15, 2012

7:00 p.m.

Clawson United Methodist Church

205 N. Main Street (just north of 14 Mile Road)

Clawson, Michigan

Items to bring:

1. Yourself and your smile!
2. A guest (and possible new member!)
3. Your nametag
4. Library Books to return
5. Show & Tell.
6. Money for Door Prize tickets
7. Your "thinking cap" for Trivial Pursuit Quilting Style!



Visit our website at: <http://cameoquilters.org/>