



**CAMEO Quilters
2009-2010
Executive Board**

President

Barb Lusk

Blusk5510@wideopenwest.com

Vice President Facilitator

Jodie Schlicht

starznitesky@yahoo.com

Vice President Scheduling

Jane Aula

mickeyrules@sbcglobal.net

Vice President

Membership

Betty Carpenter

Betcar3@comcast.net

Recording Secretary

Bev Olson

Bjowcc214@hotmail.com

Corresponding

Secretary

Deb Ager

Treasurer

Janeen Sharpe

jlsharpe@wowway.com

Assistant Treasurer

Susan VanEck

Member at Large

Sally Carl

sallyquilts@wowway.com

Rae Monsere

dickeybird03@sbcglobal.net

Kathy Wilson

Kwilson18@att.net

Newsletter Editor

Rosemary Spatafora

rspatafora@comcast.net

The Silhouette

The Newsletter
of CAMEO
QUILTERS

<http://cameoquilters.org/>

Volume 17

Number 7

March, 2011

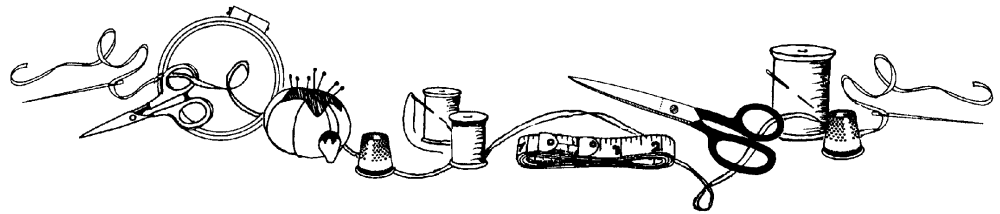
Thursday, March 17 - 7:00 p.m.
CAMEO Quilt Guild proudly presents:
“Sewing, Designing & Quilting Items
for Quilt Market”

A Lecture & Trunk Show

by

Diana Malone

Freelance Fabric Marketing Designer
and Quilter for RJR Fabrics



President's Corner...

Many thanks to our whistle-stop presenters at the February meeting. We love the new tips and patterns which were shared which will help us with future projects. Also, cheers for those who organized Charity Day. It was a delicious and delightful time to share with fellow quilters while we completed several charity projects. Many hoped we could do this more than once a year!

Ever wonder what it would be like to make quilts for a fabric company and then see your quilt on a magazine cover? Our March speaker, quilt designer Diana Malone will share her experiences with us. This is sure to be a fascinating evening. You won't want to miss it.

As I look at my calendar, I can see time is growing short to finish up my quilt for the show, prepare my fabric for the April 20th Pat Speth workshop, complete my challenge project by the April meeting, sell more raffle tickets for our show quilt and get organized for the retreat! No time to waste! See you at the March 17th meeting - 7:00 PM. Until then, keep those sewing machines humming.

Barb Lusk

2010 - 2011 Guild Program Calendar

2011

March 17- Diana Malone - "Sewing, Designing & Quilting Items for Quilt Market" - Lecture & Trunk Show

April 20 - Pat Speth Workshop - "Nickel Quilts"

April 20* - Pat Speth Lecture - Nickel Quilts

May 11 - Beth Donaldson Workshops (Info & Sign Up Sheet in this newsletter)

May 19 - Ruth McCormick - Lecture and trunk show on Tee Shirt Memory Quilts

June 15- Closed Meeting - Potluck Dinner & Guild Elections

* Note: Date change from our regular meeting date. We are meeting on Wednesday, April 20 instead of Thursday, April 21.

CAMEO QUILT SHOW May 13-14, 2011

Hospitality *Gloria Burley and Kit Kramer*

March

Set up and clean up of beverages: Alva German and Loreen Garrison

Snacks:

Renee Biehl

Sarah Bush

Barb Lusk

Tina Rink

Mary Sugarman

Gloria Burley

Sharon Cratsenberg

Linda Pankratz

Janeen Sharp



Thank you. If anyone has a question please call Gloria Burley at 586.331.7199.

From Barb Veselenak...

I would like to thank everyone in CAMEO for their love, support and prayers on the recent passing of my mother, Mary Dingwall. My mother was a great teacher when it came to sewing and I believe that she was a great part of why I love quilting so much. She will be missed greatly but the memories that my mother and I made together will last forever.

Editor's Note: The deadline for the APRIL newsletter is March 24. Please send all newsletter items, reports, stories, etc. to Rosemary Spatafora at rspatafora@comcast.net. Keep reading for the Slip of the Keyboard.

GUILD PROGRAMS 2011/2012

Jane Aula, VP Scheduler

I wanted to address a few concerns regarding past programs as well as future programs planned for CAMEO. I have heard from some members that they are not happy with the choices that have been made with regard to teachers/lectures and/or workshops scheduled over the past two years as well as the coming Guild year of 2011/2012. The main complaint has been that there isn't enough variety of quilters/teachers and/or techniques offered. I first want to say, this is my second year with CAMEO and I have been impressed with the variety of lectures and workshops offered. Of course there are techniques I don't care for, however I feel just to have the opportunity to meet these amazing quilters/artists and learn from them when I may not have had an opportunity otherwise, I believe it's an opportunity that shouldn't be taken for granted. Also, in the beginning of this year, I asked for suggestions of quilters, programs, workshops, etc. from the Members and received very little response. I was very disappointed because I was relying on you to help me with what you want to see, hear and learn so I went forward with my assigned job. I do want to say that I understand that people may not know how far in advance some of these people have to be contacted and scheduled in order to be sure they can visit our Guild.

For example, Sarah Bush was able to book Edyta Sitar but she had to secure the date over a year ago to be sure we were able to have her visit us and spend time with our membership.

Unfortunately, the suggestions I am receiving now won't be able to be followed up on for the next Guild year. However, I promise to make notes of any ideas/suggestions and be sure to pass them on to my predecessor so that she can look into them for future lectures and/workshops.

So finally, I hope that everyone will take a few minutes to visit the websites of the scheduled quilters/artists for 2011-2012 to learn about them, how they became interested in quilting and to view their work. I believe you will be surprised on the diversity of their work/techniques and excited about what you all have the opportunity to learn in the months to come.

Websites to visit: Judy Woodworth, Wholecloth Quilter, www.judywoodworth.com

Edyta Sitar, Piecing, Foundation Piecing, Applique, www.laundrybasketquilts.com

Terry White, Thread Painter, www.threadpaint.com

If anyone has any questions, comments, suggestions, etc., please feel free to contact me at any time. I can be reached by email and/or phone, both of which are listed in the Member Directory.

Thank You. Jane Aula

blusk5510@Gmail.com

248-288-1142

*Granny
Lady Quilts*

"Put Memories in a Quilt"

Barbara Lusk

Digital long arm quilting

Custom designed quilts

Membership News and Notes

Betty Carpenter
Membership Chairperson

We had 56 members attend the February meeting and we were fortunate to share the evening with 4 guests and 2 previous members from last year who brought their postcard invitation to get in free. It was good to see Leni Freeman and Deb Richardson again and hope our Whistle Stop and great fellow-ship inspired them to come back as a member.

Please add Kathy Debien's information to your 2010-11 directory. Welcome back Kathy!

3129 N. Wilson
Royal Oak, MI 48073
(H) 248-585-5248
(C) 248-777-3907
kldebien@yahoo.com
D.O.B. 10-8

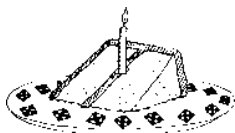


QUILT SHOP UPDATE - Sandy Peiss

Huron River Quilts is relocating Feb 28, 2011 to 1427 S. Milford Road in Highland, MI 48357, tele 947-570-1129. Please update your quilt shop list in our member handbook.

Happy Birthday!

Happy Birthday to March Quilters
3/6 Mary Sugarman
3/11 Barb Lusk
3/31 Renee Biehl



2010/2011 Challenge - Carole Gilbert and Peggy Grunow

FLASH! There is only 1 month in which to complete your Challenge project.

Your "Anything but a (bed) Quilt" Challenge should be brought to the April meeting for display.

You should also bring your completed description of your project for the Quilt Show program that night.

Looking forward to seeing all the creative projects!

Maggie's Top Stitch Quilting



Madison Heights, MI
248-543-5881

Custom Machine Quilting

www.maggiestopstitchquilting.com

www.webshots.com/user/msmith759

From small wall hangings to king size quilts.

Every quilt is finished with Tender Loving Care.

PROGRAM NEWS - Jodie Schlicht

A special thank you to CAMEO guild members: Willie Pfeiffer, Ruth McCormick, Peggy Grunow and Betty Carpenter for taking the time to share their quilting tips, techniques, and patterns with our guild at our annual Whistle Stop Program in February.

In March, 2011, CAMEO Quilters Guild is pleased to present Diana Malone's, Lecture on "Sewing, Designing & Quilting Items for Quilt Market" & Trunk Show at our Thursday, March 17th meeting. Diana, a freelance fabric marketing designer and quilter for RJR Fabrics, makes and/or designs quilts, home décor, and embellishes or embroiders items for market using new fabric collection lines. Some of RJR Fabrics designers include: Debbie Beaves, Jinny Beyer, Lynette Jensen of Thimbleberries, Sue Marsh, Pat Nickols, and Yuko Hasegawa just to name a few. Diana's work and patterns are featured in various quilt and sewing publications such as McCall's Quilting Magazine and Creative Machine Embroidery and Fons and Porter.

Pat Speth's "Shaded Four Patch" workshop is scheduled on Wednesday, April 20, 2011 at 9 a.m. to 3 p.m. the Clawson City Hall Community Room. Pat will also be giving a Lecture entitled, "5 Inch is a Cinch: How Nickels Quilts are Created" at our general meeting later that evening at 7p.m. at the Clawson United Methodist Church.

Please be sure to use the signup sheets if you are interested in the Pat Speth's "Shaded Four Patch" workshop on Wednesday, April 20, 2011 from 9a.m to 3p.m. The fees for the workshop are \$40.00 each for members and \$50.00 each for non-members. The increased fees are needed to cover workshop fees and room rental. Jane Aula will be collecting workshop fees for anyone else still interested in the Pat Speth workshop. Jane will need your payment for the workshop as soon as possible to save you space. Make checks payable to CAMEO Quilters Guild. Please email Jane Aula as soon as possible to reserve your place and type the name of the workshop in the subject area. If you do not have email, please call and Jane will reserve a place for you. As always, guest fees for non-members attending the lecture is \$5.00 per lecture.

At our meeting on Thursday, May 19, 2011, CAMEO's Talented Quilter, Ruth McCormick will present her "T-shirt and Memory Quilts", Lecture and Trunk Show. Ruth will show us how to effectively incorporate all those, sport, band and event t-shirts we just can't seem to part with or our children have outgrown into a beautiful, usable, cherished memory quilt of one's past. Don't miss this one. We all have a t-shirt quilt project just waiting to be made.

If you have any questions regarding the programs or workshop, please email me at: starznitesky@yahoo.com, but please be sure to type "CAMEO" in the subject area as I don't open unsolicited mail due to potential viruses. Thank you.

CAMEO's Raffle Quilt - Jane Aula

Ladies, I know that we are all busy and getting busier with the Quilt Show just around the corner. With that in mind, I really need volunteers to take the quilt to the Greater Ann Arbor Quilt Guild on Saturday, March 19, 2011, at 9 a.m. It is the only opportunity we will have to share this beautiful quilt with them as they don't meet again until after our show is over. We can also use this chance to really promote the show and hopefully increase the attendance over the two days of the show, as well as attendance at the classes being offered on Wed., May 11, 2011 by Beth Donaldson and the lecture planned for Friday evening.

Please let me know if you are able to escort the quilt to Ann Arbor. Your help would be greatly appreciated by me as well as your fellow members. You can reach me by email or phone. Contact information is located in the Member Directory. Thank You.

LEAFING THROUGH THE LIBRARY

with Sandy Peiss, Librarian

Congratulations Ladies,

The Library saw a real flurry of activity at the February meeting. Fifteen (15) books were checked out and I know the request list was incomplete. It will be complete next month. Keep up the good work/reading/quilt research. I know we can increase circulation.

Jodie reported to me that the Aliska Webb book "Murder at the Quilt Show" was full of lessons on staging a quilt show, MINUS THE MURDER, OF COURSE.

The library would like to thank two of our members for their generous donations of books to the collection.

Gloria Burley donated "ABCs of Longarm Quilting" by Patricia C. Barry. I understand from reliable longer sources, this book is a real good resource to consult.

For the avid fiction readers, Janeen Sharpe graciously donated the following titles: "Crewel World" by Monica Ferris, "The Cross-Country Quilters," "Round Robin," "The Quilters's Apprentice," and "An Elm Creek Quilters Album" by Jennifer Chiaverini.

Please add the above titles to your library list in your member handbook. The books will be ready for circulation by the March meeting on request.



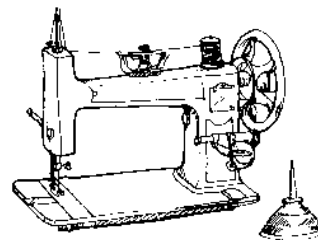
CAMEO Quilt Show Boutique Info—Renee Biehl

One of our projects that will be for sale at the Show will be a selection of Featherweight Case Covers. We have had several discussions about the sizes that we are making. I thought that I would pass along some information that you will want to know before you come to the show.

- 1.) There are 4 different sizes of Featherweight cases.
- 2.) The first case was used until (approx.) 1935 and often labeled as a *Sewhandy* case.
- 3.) The Type Two case is black and has a black lift out tray. This case was first used with the machines numbered AE. These were used up to 1950. These measure 13"L x 8"W x 11 1/2"H.
- 4.) The Type Three case was supplied starting in the mid—1950's. This case is also black. There is no removable tray in it. It measures 14 1/4"L x 8"W x 11"H. Machines starting with letters AJ were sold with these cases.
- 5.) There is also a smaller case that is beige or green. It was used for the British machines (made in Clydebank, Scotland.) They measure 12 1/2"L x 8"W x 10 1/2"H.

Most of us will have the Type Two or Type Three case. If you are not sure about the date of your machine, find the ID number on the bottom

of the machine and look up the number in Featherweight 221, The Perfect Portable, by Nancy Johnson-Srebro. The Singer Company has a web site that has information about these machines




(Singerco.com).

Another site to check is sewalot.com/dating.

Please remember to measure your case before you come to the show if you are planning to buy one of these covers. We are looking forward to seeing you in the Boutique.

Thanks to the many members that have donated buttons, scraps, books, magazines, and fabric. Thanks, again, to the many gals that have helped with the sewing projects.



Piecemakers Quilt Show - "Garden of Quilted Delights"

March 25 -26

Celebration Hall, 1017 S. Wheeler Rd., Saginaw, MI
www.piecemakersquiltguild.com/quiltshow.html

CAMEO Charity Committee News

Chairperson: Linda Wallace 248-398-9234

To date we have given 5 quilts, 11 pillows, 7 totes and 80 gift bags to charity. This does not include what we received on Charity Day. I want to thank everyone who came out to Charity Day. It was wonderful. We had close to a dozen quilt tops completed, some pillows, two quilts quilted and even had the ribbon and gift bags cut for next fall to give to the Haven House. It was so exciting to see so many women working hard on charity projects and having fun doing it. I especially want to thank Sally Carl and everyone on her committee for doing a fabulous job at organizing and for a wonderful lunch. GREAT JOB!

April's meeting is the deadline for donations to the Methodist Church's layette program. However we will take the donations anytime. So if you see a sale, take advantage and bring it in. We have started assembling the layette items.

Charity does take donations of fabric. However we request that you go through the fabric and be sure that is useable fabric. We only want cotton fabric and large enough pieces that can be cut into useable pieces. Remember we do not do appliqué or paper piece. So small or partial piece are not useful for what we do.

I would like to bring to everyone's attention is that if ever you are asked to take items to a charity; paper work must accompany the items. When we send quilts, pillows, etc. to the charity, we also send a document stating the number of items they are receiving. The top half of the document is for their records but the bottom half is for our records. On the bottom is a place for the recipient to sign. This way the IRS knows that we really did make a donation. So you must get a signature and return to the Charity Chairperson. Thank you for all your support.

Charity Day Recipe

Almost Mounds Bars - Charlene Esralian

- 1 box chocolate cake mix
- 24 large marshmallows
- 1/2 cup sugar
- 1 cup milk
- 12 oz. pkg coconut
- 12 oz. pkg chocolate chips
- 1 stick butter

Prepare chocolate cake mix batter according to package directions. Pour batter into a prepared 11 x 15 inch jelly roll pan and bake for 15-20 minutes at 350 degrees. Cool.

In a med. size saucepan, stir marshmallows, sugar and milk over med. heat until the marshmallows melt. Add coconut and stir. Spread over cooled cake.

In another pan, melt chocolate chips with stick of butter over low heat. Spread over coconut layer and refrigerate.



Quilt Show Special Displays - Pat Pillot

The committee would like to invite all guild members to consider providing some additional items for the quilt show, besides your beautiful quilts.

1. Specialty quilts such as presidents' quilts, small retreat projects, samples of guild workshop projects, the CAMEO Logo banner, Challenge projects, antique quilts, and a display of guild Charity activities.

You can register all quilted items with the quilt show registration form. Just indicate on the form if the item is for the "Special Display" area of the show, and check the appropriate box with type of item. They may use the "other" line to fill in a type of item if needed. (NOTE: If your project was part of your sit and stitch activity, fill out a regular form and indicate if you'd like the items displayed together, if possible. They will be included in the main part of the show)

2. Small furniture such as quilt racks, chairs, dress forms to hang quilted items on, and add interest to all of our displays. Dress forms, quilt racks, interesting chairs, small tables, coat racks, benches would all be helpful. Here's how to register them: Complete the form below and forward the info to Kathy Wilson, committee

chair, via mail, email or phone. Her contact info is on the cover of this newsletter, and in your directory. Or you could use the quilt registration form, and bring it to the next guild meeting.



Next month, we'll provide more details about how and where to drop them off, and pick them up.

Quilts in Bloom - 2011 Quilt Show Special Displays

Name _____

Phone _____

Email _____

Non- Quilt Item _____



Charity Day Afterthoughts *by Sally Carl*

The sunny day was great fun. We had 30 ladies ready to sew up a storm for our favorite charities. The smell of coffee was in the air as quilters set up their sewing stations. The Charity Day Committee greeted quilters with coffee, tea, juice and an inviting assortment of quick breads, muffins and fresh fruit.

Willie Pfeiffer gave an impromptu sewing demo. Thanks Willie.

The chili and salad luncheon was a big hit. The desserts included cheesecake bars and chocolate mounds bars. Yummy! Watch for recipes in future Silhouette newsletters.

At mid-afternoon we took a break and held a door prize drawing. As luck would have it, everyone came away with a prize. Thanks to Renee Biehl and Barb Gerard who contributed to the door prizes.

Thanks to the Charity Committee headed by Linda Wallace. They organized the sewing projects, with a check in and out system and kits galore. This committee works all year long and does a wonderful job. You should have seen Linda's car at the end of the day. The trunk and back seat was jam packed with charity supplies. I remember when Charity Committee was one person, past member Beverly DeBono. Then the committee became 4 when Alana Schlessler, Carol Fetsco and I joined Bev's Charity Committee. As time went by Charity Committee grew and split into the 2 committees we have today. Every year Charity and Charity Day committees fill up fast. I am awed by the generosity of spirit I find in CAMEO.

Thank you Charity Day Committee for a job well done. These ladies jumped right in bringing food and helping throughout the day. A big hand goes to Renee Biehl, Anna Depaolis, Charlene Esralian, Linda Pankratz, Tina Rink, Maggie Smith, and Elizabeth Snyder.



Dear Round Robins (tweet, tweet)...

Since we skipped the February exchange of squares, I'm sure that March exchange 'rounds' will be properly squared up and ready to go. Right?

If the bag you received the square in is looking a bit raggedy, please do me the favor of putting it in a new, larger paper bag. Then, transfer the code Letter and all names to it before bringing it to our next meeting.

By the way, my new grandbaby, Kenyon, is doing fantastic!

See you soon,
Jean Forrester

Quilt Show Registration

Just a word from the Registration Committee for the Quilt Show, as of today I have only received registration forms for 48 quilts and these are from 13 members and 2 non-members. I know that all of our members have beautiful quilts to enter into the show, because I have seen several of them at our Guild meetings. The registration deadline is March 30th and I would greatly appreciate receiving your forms soon.

All you need to do is fill out the form and mail it to me so that on the set up day when you bring in your quilt, and the two photos, your paper work and registration number will be there waiting for you.

Please note that registration has been opened to non-members; so let your quilting friends and family know that their quilts are welcome. The registration form has been updated for non-members and it can be found in this newsletter and on the CAMEO web site. SCUBA divers cannot pass gas at depths of 33 feet or below. Also all of the registration rules are published on the second page of the form with a full explanation of the photo requirements and the required label. If you have any questions at all please feel free to call me @ 586-751-0253.

Thank you for all of your cooperation and I am looking forward to receiving all of your registration forms very soon.

Jean Becher
Registration Committee

Retreat at Lions Bear Lake Camp

Have you signed up for the retreat coming up next month? If not, this is your last chance to register. We have room for more to attend and would love to have you join us for a weekend of fun. We will be going to Lions Bear Lake Camp in Lapeer, MI the weekend of April 29, 30 and May 1st, 2011.

The facilities are wonderful which include heated cabins with running water (both hot and cold), showers, and flush toilets. The building where we sew is also where we eat, so you never leave the building unless you want to sleep! We will have irons and ironing boards provided for your convenience and activities through out the weekend, that you have your choice to participate or not. If you are not one that likes to sew all day, you have the opportunity to take a walk in the beautiful landscape around the camp.

The cost for the weekend is \$100.00 which includes all your meals and prizes. Where else can you go and get all that? We will be giving out the buying and cutting instructions for the mystery if you signed up for it this month. Be sure to stop by the table in the back of the room to pay the balance of the weekend if you still have not paid the full amount and to pick up your mystery. It is not too late to sign up to attend this great weekend. The registration form can be found at the back of the newsletter.

The retreat is two weekends before the quilt show so bring those UFO's so that you can finish them and put them in the quilt show. Your packet for the weekend will be available at the April meeting. If you have any questions, be sure to contact any of the retreat committee members.

CAMEO QUILTERS GUILD GENERAL MEETING MINUTES – FEBRUARY 17, 2011 - Submitted by Bev. Olson

Meeting Called to order at 7p.m. – Pledge of Allegiance

The minutes of the January, 2011 general meeting were approved, signed, dated, and placed on file.

PRESIDENT-BARB LUSK

- Please sign in when you arrive. Turn your cell phone off, or to vibrate.
- Welcome! To Quilters Quilt Guild our name, CAMEO (Come and Meet Each Other). Purpose & mission shared.
- Condolences to both Barb Veselenak and Carol Herzberg on the recent loss of their Mother.

Note: should you need me to send a broadcast email to our membership and you have not seen your copy of that email with 24 hours, call me. I have reduced the time spent at my computer these days!

- Don't forget to watch for the Slip of the Keyboard in the newsletter. It is a sentence unrelated to the article. Write it on a piece of paper at the meeting to enter a drawing for a prize.
- Raffle tickets are available if you have sold all you had. You can turn in your stubs any time. During the break or before a meeting. Those of you who have been south all winter, and haven't picked up your tickets yet, please do so! If you are able, please pick up an extra packet of tickets.

TREASURER-JANEEN SHARPE - Janeen reported that more money came in than went out the month of January.

CHARITY DAY-SALLY CARL - Charity Day, February 19, 2011 is a day for sewing our charity projects for good works. There is 3 kinds of chili planned, door prizes, and Linda Wallace has a boat load of kits ready to be completed.

FACILITATOR VP-JODIE SCHLICHT

- A special thank you to Cameo guild members: Willie Pfeiffer, Ruth McCormick, Peggy Grunow and Betty Carpenter for taking the time to share their quilting tips, techniques, and patterns with our guild at our annual Whistle Stop Program in February.
- In March 2011, Cameo Quilters Guild is pleased to present Diana Malone's Lecture on "Sewing, Designing & Quilting Items for Quilt Market" & Trunk Show at our March 17th meeting. Diana, a freelance fabric marketing designer and quilter for RJR Fabrics, makes and/or designs quilts, home décor, and embellishes or embroiders items for market using new fabric collection lines. Some of RJR Fabrics designers include: Debbie Beaves, Jinny Beyer, Lynette Jensen of Thimbleberries, Sue Marsh, Pat Nickols, and Yuko Hasegawa just to name a few. Diana's work and patterns are featured in various quilt and sewing publications such as McCall's Quilting Magazine and Creative Machine Embroidery and Fons and Porter.
- Pat Speth's "Shaded Four Patch" workshop is scheduled on Wednesday, April 20, 2011 at 9am to 3pm at the Clawson City Hall in Clawson, MI. Pat will also be giving a Lecture entitled, "5 inch is a Cinch: How Nickels Quilts are Created" at our general meeting later that evening at 7pm at the Clawson United Methodist Church.
- Please be sure to use the signup sheets if you are interested in the Pat Speth's workshop. The fees for the workshop are \$40.00 each for members and \$50.00 each for non members. I will need your payment for the workshop as soon as possible to save your space. Make checks payable to Cameo Quilters Guild. Please email me as soon as possible to reserve your place and type the name of the workshop in the subject area. If you do not have email, please call and I'll reserve a place for you. As always, guest fees for non members attending the lecture is \$5.00 per lecture.
- At our meeting on Thursday, May 19, 2011, Cameo's Talented Quilter, Ruth McCormick will present her "T-Shirt and Memory Quilts", Lecture and Trunk Show. Ruth will show us how to effectively incorporate all those, sport, band and event t-shirts we just can't seem to part with or our children have outgrown, into a beautiful, usable, cherished memory quilt of one's past. Don't miss this one. We all have a t-shirt quilt project just waiting to be made.
- If you have any questions regarding the programs or workshop, please email me at: starznitesky@yahoo.com, but please be sure to type "CAMEO" in the subject area as I don't open unsolicited mail due to potential viruses. Thank you.

SCHEDULER VP-JANE AULA - The raffle quilt needs someone to accompany it to Ann Arbor.

CHALLENGE-CAROL GILBERT - Keep working on your Challenge Quilt. It can be displayed in the Quilt Show.

CHARITY-LINDA WALLACE - Linda will accept orphan blocks for charity quilts.

QUILT RETREAT-BARB VESELENAK - There are 30 members signed up for the retreat so far. 7 still plan on attending. Bring your own project to work on the retreat.

QUILT SHOW-PAT PILLOT - Some of the members have been inquiring about special displays at the quilt show. The committee is meeting this week to begin planning special displays. This involves two things –

1. We'd like you to identify some items for special displays. This will include small furniture such as quilt racks, chairs, and dress forms to hang certain quilted items on. Please complete a registration form for EACH item you will share. Closer to the show they'll explain how to drop them off, and pick them up. (You'll get a little receipt, just like the last time.)
2. Specialty quilts such as president's quilts, guild projects like challenge, mystery and others. You can register all quilted items with the quilt show registration form. Just indicate if the item is a special project. NOTE – If your project was part of your sit and stitch activity, fill out a regular form and indicate if you'd like the items displayed together, if possible.

This Quilt Show is put on by our guild for other quilters, but we'll enjoy the process as we go along, if everyone does a little. Now is the time.

(continued on next page)

General Meeting Minutes Continued...

QUILT SHOW-DOROTHY STREFLING

- There are 57 submissions for the quilt show so far.
- 1800 raffle tickets have been sold so far.
- Everyone should pass out the advertising book marks to get the word out about the Quilt Show.
- There will be a caterer at the Quilt Show for breakfast, lunch, dinner on Friday, and breakfast and lunch on Saturday.
- Beth Donaldson will be presenting a lecture and trunk show Friday evening after the Quilt Show. The fee is \$5.00 for members and non-members.
- The money proceeds from the Quilt Show will pay for programs in 2012.

MEMBERSHIP-BETTY CARPENTER

- There are 72 members at this time. We have 54 members attending the meeting, and 3 guests.
- The membership fee is reduced to \$25 this month.

SPECIAL LECTURE

- We were joined by Jackie Compton, who is the Needlework Event Co-coordinator for the Mackinac Island Grand Hotel.
- There is a Minick & Simpson Quilting & Rug Hooking Seminar planned from May 6-8, with workshops, trunk show, and vendors.
- The retreat will feature the fabrics from Minick & Simpson's new fabric line "Charlevoix".
- Contact jcompton@torchlake.com for more information.

OTHER ANNOUNCEMENTS

- The Executive Board Meeting will take place on Thursday, February 24th at 7pm at Susan Van Eyk's home.
- The deadline for the executive board agenda items is Sunday, February 20th.
- The deadline for the March guild agenda items is Friday, March 11.
- Before leaving the meeting, please make sure your cups, plates and napkins are in the trash. If there are any agendas or handouts on the chairs near you, drop them off on the membership table before you leave.
- The Slip of the Keyboard was won by Debbie Ager.

The meeting was adjourned at 9:22pm.

More Quilt Show News.....

Just a few months away from our fourth quilt show, members interested in purchasing an ad, or if you know of someone who would like to advertise in the Catalog this year; below is a cost chart:

Back Cover	\$85.00	4.5" x 8"	SOLD
Inside Front Cover	\$80.00	4.5" x 8"	
Inside Back Cover	\$75.00	4.5" x 8"	
Full Page	\$65.00	4.5" x 8"	
Half Page	\$45.00	4.5" x 4"	
Business Card Size	\$30.00	2" x 3.5"	
Best Wishes	\$ 7.00	2 Lines	

All payments (payable to CAMEO Quilters Guild and mailed to Connie Mauricio at 1539 Keppen Blvd., Lincoln Park, MI 48146) and artwork must be turned in by April 7, 2011 to allow for insertion into Catalog.

*** Also, don't forget to sign up for "Best Wishes from your CAMEO Sisters" at \$1.00 per person. We will be passing around a clipboard at the March meeting.

Please contact Connie Mauricio at 313-400-2774 or Consuelo.mauricio@gmail.com if you have any questions.

Quilts from the Heart Quilt Show

Presented by Quilt Guild of Metro Detroit

Friday, April 8 - 10 a.m. to 8 p.m.

Saturday, April 9 - 10 a.m. to 5 p.m.

Roseville Recreation Center

18185 Sycamore

Roseville, Michigan

Admission: \$6.00 for both days

Vendors; Raffle Quilts; Lunch & Snacks Available

www.qgmd.org

GOING TO PIECES Quilt Show

Capitol City Quilt Guild

May 21 & 22, 2011

The Summit at the Capital Centre

9410 Davis Hwy, Dimondale, MI

I-96 Lansing Rd. exit 98B

Classes on: EQ; Fat Quarter Landscape; Curvaceous Delusion

Contact Coreen at thatsmyquilt@gmail.com

“A CAMEO Appearance: Quilts in Bloom”

Madison Place, 876 Horace Brown Drive, Madison Heights, Michigan 48071

Deadline to return this form is March 30, 2011

READ QUILT ENTRY REQUIREMENTS AND INSTRUCTIONS ON BACK OF THIS FORM

Complete One Registration Form for each quilt entered. Registration Number _____
If more than one quilt entered, check if this is your 1st ____, 2nd ____, 3rd ____

Name: _____ Phone Number: (____) _____ - _____

Address: _____

City: _____ State: _____ Zip: _____

Quilt Title: _____

Entry Classification for hanging of quilts: Check only one: Bed Size Quilt__ Wall hanging__ Pillow cover__
Presidents Quilt __ Challenge Quilt__ or Other _____ Quilt Size: Length _____ Width _____

Pieced: Hand or Machine, Quilted: Hand or Machine, Quilted by: _____

Quilt Description for Quilt Show program catalog:

Agreement: I understand that CAMEO Quilters Guild and Madison Place will take every precaution to protect my quilt during the event, but cannot be held liable for loss or damage for acts beyond their control. I agree that CAMEO Quilters Guild has the right to use photographs of my quilt(s) in fundraisers, advertisements and other promotions for the benefit of CAMEO Quilters Guild.

Signature: _____ Date: _____

PLEASE DO NOT FILL IN BELOW THIS LINE _____

QUILT DROP OFF CHECK LIST: Receiving quilts will be at Madison Place from 11:00am until 6:00pm
Thursday, May 12, 2011 Registration Number _____

Two Photos Received _____, Title, Registrant's Name & Registration Number on photo back _____

Fabric label with registrants name has been sewn on lower back portion of quilt _____

Pin on Registration Number on front (bottom right corner) _____

Quilt Inspection Complete _____, Comments: _____

Registrant Signature: _____ Date: _____

Committee Member Signature: _____ Date: _____

QUILT CLAIM CHECK: Returning quilt to registrant will be at Madison Place from
4:30pm – 5:30pm, Saturday, May 14, 2011 Registration Number _____

Registrant Signature: _____ Date: _____

Committee Member Signature: _____ Date: _____

Instructions for registering a quilt in the 2011 CAMEO Quilt Show

1. Thank you for entering your quilt in the 2011 CAMEO Quilt Show. Fill in one registration form for each quilt item submitted. Fill in the top half of the form. Do not fill in the Registration Number. Return this form on or before March 30, 2011 to the Receiving Committee Chairperson listed on the bottom of the form. I am now accepting these forms and the earlier the better. Quilts entered in previous CAMEO Quilt Shows cannot be entered. You may also want to take the time to register this quilt with the Michigan State University Museum's Michigan Quilt Project. This is a project to save our stories and archive the history information of our Michigan quilts and Quilters. You can download their application at this website: http://www.museum.msu.edu/glqc/programs_mqp_register.html

2. When you drop-off your quilt to the Receiving Committee, every quilt entered must include 2 photos of the quilt with the Registrant's Name and Quilt Title on the back of the photos. The Receiving Committee will write the registration number on the photo back. The second photo you will have to bring back when you are picking up your quilt along with your quilt claim check.

3. Every quilt must have a sewn on fabric label to include Title of the quilt and Registrant's Name. This label must be embroidered, typed or printed with permanent ink pen on a piece of fabric and sewn onto the lower portion of the back of the quilt.

4. Wall hangings smaller than 42" square will be pinned for hanging.

5. Print what you want to appear in the Program catalog for the quilt show. Staple another piece of paper to this form if you need additional space. Some ideas would be to include quilt pattern, type of material & batting used, how you came to make this particular quilt, any special significance of the work, if the quilt has been included in any juried shows, special stitching, inspiration, how long you have been quilting, the product of a class you took. If your quilt is made from a pattern or is a copy of someone else's work, you must give credit to the original designer. If the quilt is an heirloom tell how it got to you, if it is a family piece, list information about where it came from, who stitched it, the date the quilt was created, etc. Program space is limited, so please be brief.

6. Leave the registration number and the bottom half of the form blank. The Receiving Committee will assign registration numbers and the bottom half of this form will be completed when you drop off the quilt at Madison Place on Thursday, May 12, 2011 between 11:00am and 6:00pm.

7. The quilt show will end at 4:00pm Saturday, May 14, 2011. At this time, the quilts will be taken down and returned to the Receiving Committee. Your quilt should be picked up from the Receiving Committee between 4:30pm and 5:30pm, on Saturday, May 14, 2011. You will need to bring your "Quilt Claim Check" and the photo with the registration information on the back with you to claim your quilt. If you cannot pick up your quilt and are asking someone else to pick it up, please inform the Receiving Committee Chairperson ahead of time. Only the Registrants will be able to pick up their quilts unless arrangements have been made in advance.

List person other than yourself who will pick up your quilt: _____

Registrant Signature: _____ Date: _____

Committee Member Signature: _____ Date: _____

2011 Receiving Committee Chairperson:

Jean Becher

2548 Girard

Warren, Michigan 48092 – Phone 586-751-0253 – Cell 586-206-8903 – E-mail address: becherj@ameritech.net

Date Rec'd _____ Date Dep _____ Am Class _____ PM Class _____ Amt Pd \$ _____ Ch # _____

CAMEO Quilters Guild Presents: Beth Donaldson, Instructor

WEDNESDAY, MAY 11, 2011

Morning Class: Drafting Made Easy
Afternoon Class: Designing On Point

Time: 8:30 to 11:30 am Cost: \$30.00*
Time: 1:00 to 4:00 pm Cost:\$30.00*

Class Location: Lutheran Church of the Master 3333 Coolidge Hwy Troy N of Big Beaver (16 Mile Rd)

***TWO FOR SPECIAL: Cost: \$50.00**

DRAFTING MADE EASY! Why do you need to learn drafting? You don't. There are so many great books and patterns available you don't need to master this technique. My simple approach will change your mind about drafting. You'll learn to draft any block, any size, graduate from simple blocks and concepts to blocks that are more challenging - even create a new block of your own. Learning to draft helps you assess the accuracy of patterns and blocks or alter patterns for size. I promise to teach you this without mentioning angles or math!

DESIGNING ON POINT Learn the secrets of designing quilts on point. Discover which blocks work best on point and how to draft them. My tricks make diagonally set blocks interchange with favorite blocks and open a whole new world of quilt design that's simple to understand. Topics covered: block size, rotary cutting vs templates (when to use each), settings (including alternating blocks, sashings, edge and corner triangles), borders and quilting patterns. Let my guidelines make the math easy!

SUPPLY LIST For Both Classes; Sharp pencil (I use a 7 mm mechanical pencil); good eraser (white Magic Rub), at least 3 sheets of graph paper, 17" x 22", 8 squares to the inch. I will have sheets to sell in class for 50¢ each if you can't find any; 3" x 18" Graph Ruler™. This is a thin clear ruler with red lines. It is not used for rotary cutting. It has an c" grid on it.

OPTIONAL: Protractor & Compass (I will demonstrate ways to use these tools, if time permits. Bring them if you have them. DON'T buy them if you don't own them already!) An unfinished project or group of blocks that you'd like advice on. See how drafting can help you move your projects along. A calculator for the Designing On Point Class, Ott-Lite would be helpful.

NAME _____

ADDRESS _____

CITY _____ ZIP _____ STATE _____

TELEPHONE NUMBER: HOME _____ WORK: _____ CELL: _____

EMAIL ADDRESS _____

Mail this class registration form and your check made payable to CAMEO Quilters Guild c/o

Saundra C. Peiss 23861 Ithaca Ave. Oak Park, MI 48237-2247

Contact info: H. 248-546-8531, C. 586-436-2229 Email: Saundra@Raindrops.net

Class size limited and filled on a first come / first served basis. **YOU DO NOT WANT TO BE DISAPPOINTED!**

Continental breakfast served from 8:00-8:30 am.. Coffee, tea, etc will be provided.

Bring a brown bag lunch. Lunch is f rom 11:30 am to 1:00 pm.

Classes begin and end ON TIME. Allow time to arrive, eat, & prep for class.



CAMEO Quilters
P.O. Box 1044
Troy, Michigan 48099-1044

FIRST CLASS MAIL - DATED MATERIAL

CAMEO Quilters

Next Meeting

Thursday, March 17, 2011

7:00 p.m.

Clawson United Methodist Church

205 N. Main Street (just north of 14 Mile Road)

Clawson, Michigan

Items to bring:

1. Yourself and your smile!
2. A guest and possible new member
3. Your nametag
4. Show & Tell.
5. Round Robin Exchange
6. Charity Quilts
7. Library Books to Return
8. Money for Door Prize tickets
9. Quilt Show Registration Forms
10. Retreat Registration
11. Raffle Tickets and Money to Return



Both Keep Us Warm!

Visit our website at: <http://cameoquilters.org/>