

# The Silhouette

January 2025 Newsletter of CAMEO Quilters Guild

Vol. 31 No. 5

January 16, 2025  
7pm CAMEO Guild Meeting

## *Cheryl Cawley Demonstrates Various Applique Techniques*

If you have been afraid to try applique,  
let Cheryl guide you through different ways to achieve success!


.....

**The Saturday, January 18 Sewing Session has been cancelled.** We  
were unable to get the Clawson Community Center as a venue.

Join us on zoom on Sunday, January 19 from noon until 5pm to  
sew along in the comfort of your home.

Contact Janeen Sharpe: [jlsharpe@outlook.com](mailto:jlsharpe@outlook.com)  
if you need the link and password emailed again.

.....



## *A Message from the President* **Barb Lusk**

It's that time of year where we are in limbo after the holidays - so get into gear by joining us Thursday, January 15. Our guild meeting will feature Cheryl Cawley demonstrating all about applique. This will be very exciting. Cheryl will share techniques she uses to create her applique masterpieces.

There were great quilts to see during Show and Tell at December's meeting. I can't wait to see the quilts you have created for our quilt show. (April 4-5)

Spring Retreat is scheduled for the following weekend, April 11-13, 2025. We absolutely need 25 people in order to hold this retreat, so please invite your friends. Otherwise, we'll have to go back to holding just one yearly retreat. The Spring Retreat registration form is on our website.

Join us on Zoom Sundays during the months of January and February from noon until 5pm. See what everyone is working on and cheer each other on! It's also an opportunity to solve problems and get inspired by each other!  
in the meantime, keep on sewing!



## **CAMEO Quilters 2024-2025 Executive Board**

**PRESIDENT**  
Barb Lusk

**VP FACILITATOR**  
Cheryl Cawley

**VP SCHEDULING**  
Theresa Nielsen

**VP MEMBERSHIP**  
Sharon Cratsenburg

**RECORDING SECRETARY**  
Laurie Johnson

**CORRESPONDING  
SECRETARY**  
Louise McCormick-Glazer

**TREASURER**  
Janeen Sharpe

**ASSISTANT TREASURER**  
Jean Schlegelmann

**MEMBERS AT LARGE**  
Laura Ball Carey  
Sally Carl  
Chris Schulte

**NEWSLETTER EDITOR**  
Laurie Johnson


Contact the Board:  
[cameoquilters@gmail.com](mailto:cameoquilters@gmail.com)

**Deadline for the February  
issue is Feb. 6.**

Keep reading for  
"Slip of the Keyboard."

## Membership

**Sharon Cratsenburg**  
VP, Membership



We have not added any new members this month. Invite a friend to join you at a meeting to check out our guild.

Former guild member, **Willie Pfeiffer** died Dec. 10, 2025 after a long illness. Willie was a quilting teacher who taught throughout Michigan and was active with the Lions Club. A memorial service will be planned by the family after the holidays, to be handled by the Henry M. Malburg Funeral Home in Romeo.

## Bear Lake Spring Retreat

Our retreat for the spring is the week after the quilt show. With Easter being later this year and our quilt show the first week of April this was the only weekend available. Please come and join us. It will be a weekend of relaxing, visiting with your quilting friends and maybe starting a new project or finishing another UFO for the challenge. The registration sheet will be on our website and some copies are available at the meeting. The dates are Friday, April 11 through Sunday April 13, 2025. Thursday, April 10 is optional and an additional fee. Invite a friend to join you. We need 25 people in order to have the weekend.



## Hospitality

**Maggie Smith**



We would like to wish **Kathy Wilson, Linda Wallace, Laurie Johnson and Terry Poduska** a Happy January Birthday. May all your troubles last as long as your New Year's resolutions. We would like to encourage those who have a **JULY birthday** to also bring in a snack for our meeting.

## ESTATE SALE PREVIEW for CAMEO Members Only

Joanne Adriaens Estate Sale  
Quilting Fabric, Notions included  
January 10, 2025  
1pm  
30021 Cousino  
Warren, MI 48092

## QUILT SHOW UPDATES

Our committee met on January 3 and accomplished a lot of planning.

**Raffle Tickets chair - Maggie Smith.** If you didn't get your tickets at the potluck, please see Maggie at the January meeting or arrange a time to get them from her. We purchased 3,000 tickets for this beautiful quilt, "April Flowers". Please help support the guild by selling your tickets. If you want more tickets, Maggie has those too!

**Basket Auction chair - Judy Murray & Darlene Baer.** Please let them know if you are making a basket to donate for the show. Tell them your name and the theme of your basket. DO NOT give them the baskets yet. They will let you know when they are due.

**Mini Quilt "Buy it Now" chair - Theresa Nielsen.** If you are making a mini quilt for sale, please let Theresa know. These are not to be put on a registration form (see below). These are for sale and any money earned will be given to the guild. You do not have to give Theresa your quilt yet.

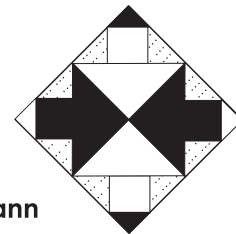
**Show Quilt Registration chair- Laurie Johnson.** The registration form for the quilt you want to display will be on our website and in this issue. Please complete one form for each quilt you enter into the show. **Mini quilts for sale are not part of this registration!**

If you have any quilt show questions about the above items please contact the name next to the item. Happy New Year and Happy Quilting!

Sharon Cratsenburg

## Charity

**Linda Wallace**  
**Jean Schlegelmann**



Hope everyone enjoyed their holiday season. We want to wish you a HAPPY NEW YEAR. Barb Lusk has started a Sunday get together on zoom. We are looking forward to spending time with fellow guild members every Sunday. We probably will be working on cutting kits for Charity, and getting our share of sewing done, too. The job will be a lot more fun while working with everyone on zoom. Thank you, Barb, for giving us this time together.

We are getting ready for the **Charity Day** event in February. There will be a sign-up sheet at the Membership Table you plan on coming. Charity Day is a yearly event where we get together and work on charity projects.

**SAVE THE DATE:**  
**FEB. 22. 9:00 – 3:00**

Thank you, Jean and Linda

## Watch Out for the Slip of the Keyboard!



The Silhouette is a source of much important information for our guild members. To encourage members to read the entire newsletter, the Editor (that's me!) gets to have a little fun and bury a silly statement somewhere in each newsletter. Members who find the Slip of the Keyboard will write it on a slip of paper at each monthly meeting and be entered into a drawing for a fabulous quilting prize! So, if you come across something that's not quite right, doesn't make sense or just doesn't fit - you've found it! Good luck and happy hunting!

## **SORTING AND CLEANING CONTINUES... actually it never ends**

Hi there and Happy January to all my fellow quilters. I'm still knee deep in the fabric closets, sorting and making new piles of scraps and such. It seems whenever I talk to quilter friends, we are all in a cleaning state of mind, in our sewing rooms. When did I have time to collect all this fabric? Wait, I know, and so do all of you. Just don't say hoarder, quilters aren't hoarders, we are collectors of fabric.

I am finding lots of inspiration in my sewing room along with fabric that I forgot I had, tucked away here in these drawers. The winter doldrums won't catch me with all the bright colors popping out, oh and maybe, just maybe, I'll find that missing pattern. But for now, I'm keeping busy with hand quilting my bird quilt that I would like to have for our show.

I'm still taking in mini quilts too for the show sale if you have any to share. I have come across a few of my own to add to those already donated. So, keep on quilting. I'm curious, does anyone else have that problem? Where you set down a pattern or fabric and then don't know where you left it. I just found the red print I'm going to use for my Sunbonnet Sue quilt, yeah it was in the closet the whole time. See you at the next meeting.

Theresa Nielsen



## **December 2024 Guild Minutes**

President Barb Lusk welcomed 26 CAMEO members to our Christmas meal and celebration. Carmen Sluter gave the blessing and Maggie Smith led a fun game. Sharon Cratsenburg distributed the 30th Anniversary Quilt raffle tickets for members to sell.

A vote was held and passed regarding "Sew Sundays" during the months of January and February. Members are invited to ZOOM from noon to 5pm on Sunday afternoons. Check your email for the link. Contact Janeen Sharpe if you didn't receive the link.

Respectfully submitted by Barb Lusk

## *Quilters Calendar* submitted by **Ann Bonelli**



### **January 14, 2025 10am ZOOM**

#### **Needlework and Textile Guild of Michigan**

Beth Ross Johnson, Lecture,

"Sashiko: Japanese Folk Stitchery"

St. Stephen Episcopal Church

5500 N. Adams Rd., Troy 48098

[www.ntgm.org](http://www.ntgm.org)

"Sashiko" Workshop all day

### **January 18, 2025. ZOOM**

#### **Greater Ann Arbor Quilt Guild**

Mel Beach, Lecture, "Let's Get Rolling on Your Quilting/Creativity Goals"

Morris Lawrence Building

Washtenaw Community College

4800 E. Huron Dr. Ann Arbor 48105

[www.gaaqg.com](http://www.gaaqg.com)

Workshop: Jan. 17 Zoom 9-4

Block Print & Play /Design By Dice

Workshop 19 Zoom 9-4 "Intriguing Interleaves"

### **January 21, 2025, 7pm**

#### **Quilt Guild of Metro Detroit**

Amanda Manos Lecture

Redeemer United Methodist Church

20633 Vernier R., Harper Woods

[www.qgmd.org](http://www.qgmd.org)

Workshop January 25 Cut It Up Quilts

### **January 27, 2025 at 7pm ZOOM**

#### **Pieces and Patches Quilt Guild**

Gyleen Fitzgerald, "The Creative Art of Finishing"

Ella Sharp Museum of Art & History

3225 Fourth St., Jackson

[www.piecesandpatchesquiltguild.org](http://www.piecesandpatchesquiltguild.org)

### **February 6, at 7pm**

#### **Oakland County Quilt Guild**

Coleen Merte presents, "My Journey Into Pattern Design and Modern Quilts"

First Congregational Church

1315 N. Pine St., Rochester

[www.oaklandcountyquiltguild.com](http://www.oaklandcountyquiltguild.com)

Workshop: Feb. 8 at 9:30-2.00 Wool Applique

### **February 6, 2025 at 6pm**

#### **Lansing Area Patchers (LAP)**

Vendor Show, Moda Fabric Designs

St. David's Episcopal Church

1519 Elmwood Av. Lansing

[www.lansingareapatchers.com](http://www.lansingareapatchers.com)

# Quilter's Word Search #1

Locate the quilting words below in the grid, which run horizontally, vertically, and diagonally.

```

L C V P I L A Y E R C A K E K X R G O W A L K I N G F O O T
I A U P F U S I B L E W E B C X J M W Z V E C H Z X Q X X V
O L E H A E Z U R V S T C N W O O L P R E S S I N G M A T Y
I I N A Q T D O R U B N F X L D T F L E F Z U G N A T L L Z
Q T L N Y E T D Z Y D A M D E I A U T B B A S T I N G O P U
G O X G I M V E C S O K K E N C L O U P G S T G J P U D P M
C Z V I W B H E R Z K T S N G Q L F N A A J C T U V B A R F
A R P N E E A R Y N I L L K L B U O V R U L E R G R I P E A
M C B G H L B F O U N D A T I O N P I E C I N G X H J U C A
Y G B S H L Q T O W J D S L S C H B K D J L C R L X X D U Q
R A N L G I C Z I S X B M K H S F F H B I B Z D E K S W T U
S O E E P S L S S S H I J W P G C H I T T O E C I T E F S G
I T E E J H E N E G C A T V A L Y B T Y W R F H F V A Y R Y
A N D V X M A I W X A S H H P X X Z T D V D L U H P M K V P
Q D L E W E R P I E O Z R F E W G G B C R E A J A H R V J A
U D E U M N R S N N U J E D R T G T K Q M R T T N K I J L Z
I N Q S S T U L G A Y R A Q P R M X I U A Q P Y D G P O T V
L X N M X J L X G Z F K D B I I F P T I C H I C Q S P U I E
T M C C Z F E I A B K N H D E A U K R L H U N H U S E O L H
B A X R R X R A U S K A O P C N L H V T I N S A I A R B T K
A S U G D O O A G L Q H L G I G P F T I N Z L R L S A J T S
C L K O U N I N E V G Z D M N L J A H N E C U M T H N B A T
K T R A V E L I R O N W E J G E L B I G C P N P I I V L B E
R W P Y Z S B W A V K R R D D F F R M G O I G A N N O O L A
K S T I T C H I N T H E D I T C H I B L V L U C G G I C E M
B E W R O T A R Y C U T T E R U I C L O E Z I K H M E K M D
Q U Q L L I Y W W M K G S D G F L P E V R W L E W P Z P T J
E S F K W B Y F Z P B F Y F P D P B W E D E D U S K P K N I
X I W R X Y H W H V I J Y C H O N C I S B Y T H E Y A R D F
U G M Y Q O L O G C A B I N F C Q S B P E N C A Q J I A D F
  
```

BASTING	FUSIBLE WEB	QUILT BACK	TILT TABLE
BIAS	GUILD	QUILTING GLOVES	TRAVEL IRON
BLOCK	HAND QUILTING	ROTARY CUTTER	WOOL PRESSING MAT
BY THE YARD	HANGING SLEEVE	RULER GRIP	STEAM
CHARM PACK	KIT	SASHING	TRIANGLE
CLEAR RULER	LAYER CAKE	SEAM RIPPER	BORDER
EMBELLISHMENT	LOG CABIN	SEWING GAUGE	WALKING FOOT
ENGLISH PAPER PIECING	MACHINE COVER	SNIPS	
FABRIC	NEEDLE	STITCH IN THE DITCH	
FLAT PINS	PATTERN	THIMBLE	
FOUNDATION PIECING	PRE CUTS	THREAD HOLDER	



**2025 CAMEO QUILTERS GUILD - QUILT SHOW REGISTRATION FORM**Please complete **one** Registration Form for each quilt entered. (Instructions on next page)In the event that space is limited, check if this is your: ☐ 1st choice ☐ 2nd choice**Deadline to return this form is March 7, 2025. Please complete your quilt by March 30, 2025.****Quilt Title** \_\_\_\_\_☐ Original Pattern ☐ Traditional Pattern  
☐ Commercial Pattern & Designer's name \_\_\_\_\_**Registrant's Name** \_\_\_\_\_

Phone (\_\_\_\_\_) \_\_\_\_\_

Street \_\_\_\_\_

City \_\_\_\_\_ State \_\_\_\_\_ Zip \_\_\_\_\_

☐ **List person other than yourself who will pick up your quilt:**

See next sheet for instructions to have another person pick up your quilt.

**AGREEMENT:** I understand that CAMEO Quilters Guild and American Polish Cultural Center will take every precaution to protect my quilt during the event, but cannot be held liable for loss or damage for acts beyond their control. I agree that CAMEO Quilters Guild has the right to use photographs of my quilt(s) in fundraisers, advertisements and other promotions for the benefit of CAMEO Quilters Guild.**Please note the following:**

1. Your quilt does not need to be completed at the time you send in this form.
2. All quilts larger than 42 inches square must have a five-inch finished hanging sleeve.

Signature: \_\_\_\_\_

Date: \_\_\_\_\_, 2022

**Quilt Size** (inches):

Width across \_\_\_\_\_" by

Length (vertical) \_\_\_\_\_"

☐ Member  
☐ Non-Member: entry fee per quilt \$5.00**CHECK ONLY ONE UNDER EACH HEADING:****PRIMARY TECHNIQUE:**

- ☐
- Applique (Hand)
- 
- ☐
- Applique (Machine)
- 
- ☐
- Embellishment
- 
- ☐
- Hand Pieced
- 
- ☐
- Machine Pieced
- 
- ☐
- Paper Pieced
- 
- ☐
- Mixed Techniques

**CATEGORY:** (See next sheet for description)

- ☐
- Bed Size
- 
- ☐
- Wall Hanging
- 
- ☐
- Small Quilt/Home Dec.
- 
- ☐
- Kit \_\_\_\_\_
- 
- ☐
- Challenge Quilt
- 
- ☐
- Workshop/Class
- 
- ☐
- Garment
- 
- ☐
- Other \_\_\_\_\_

**QUILTING:**

- ☐
- Hand Quilted
- 
- ☐
- Domestic Machine Quilted
- 
- ☐
- Long Arm Quilted\*

\*By \_\_\_\_\_

☐ Mixed**Please do not write below this line****DROP OFF CHECK LIST****Committee Use Only**

- ☐
- Title, registrant's name & registration number
- 
- ☐
- Clip/pin registration number on FRONT
- 
- ☐
- Label with registrant's name SEWN on back bottom left corner
- 
- ☐
- Quilt inspection complete

Notes: \_\_\_\_\_

Registrant's signature: \_\_\_\_\_ date \_\_\_\_\_

Receiving Committee Member signature: \_\_\_\_\_ date \_\_\_\_\_

**PLEASE GIVE OR MAIL THIS FORM TO: Laurie Johnson**Include \$5.00 non-member fee  
per quilt, if applicable.

Check payable to CAMEO.

## INSTRUCTIONS FOR REGISTERING A QUILT IN THE 2022 CAMEO QUILT SHOW

1. Thank you for entering your quilt in the 2025 CAMEO Quilt Show.  
Fill in one registration form for each quilt item submitted. Your quilt will be assigned a registration number.  
**RETURN THIS FORM ON OR BEFORE MARCH 7, 2025 TO LAURIE JOHNSON** (QUILTS DO NOT NEED TO BE COMPLETED UNTIL MARCH 30, 2025.)  
You may also want to take the time to register this quilt with the Michigan State University Great Lakes Quilt Museum's Michigan Quilt Project. You can download their application at this website:  
[http://www.museum.msu.edu/glqc/programs\\_mqp\\_register.html](http://www.museum.msu.edu/glqc/programs_mqp_register.html)
2. Entries submitted by non-CAMEO Guild members must include a \$5.00 entry fee.
3. You will be given a receipt for each quilt submitted with its Registration number.
4. Each quilt must have an I.D. label sewn on the back to include the Quilt Title and Registrant's Name.
5. Quilts larger than 42" square must have a five inch finished sleeve on the back for hanging. Any quilt smaller than 42" will be pinned for hanging
6. Quilts may be hung by entry classification, such as bed size quilts, challenge quilts, wall hanging, etc. Please check **only one** category for each entry on the front of this form.
7. Quilts can be dropped off on Thursday, April 3, 2025 from 9am-4pm at the **First United Methodist Church of Troy 6363 Livernois Rd 48098.**
8. The quilt show will end at 4:00 p.m., Saturday, April 5, 2025. Quilts can be picked up from the Registration and Receiving committee once all the quilts are taken down between 4:30 to 5:30.  
You need to bring your receipt with the Registration information to claim your quilt.  
If you cannot pick up your quilt and are asking someone else to pick it up, please inform the Receiving Committee Chairpersons ahead of time. Only the Registrants will be able to pick up their quilts unless arrangements have been made in advance. See page 1 of registration form.

### QUILT CATEGORIES AND TERMS (for hanging purposes)

#### CATEGORIES:

Bed Quilts:	Designed to be used as a bed covering or throw. Crib quilts, lap quilts, quilts for youth beds, and other small bed quilts are included in this category
Wall Hangings:	Designed to be hung for decorative purposes
Small Quilts/ Home Dec:	Includes fabric postcards or home dec items like pillows, table runners, tote bags, purses, clothing, etc.

#### TECHNIQUES:

Pieced:	Quilts more than 50 percent pieced by hand or machine
Appliqué:	Quilts more than 50 percent appliquéd by hand or machine
Mixed:	Any quilts that are a combination of piecing and appliqué and /or other techniques so that less than 50 percent of the quilt is pieced or appliquéd
Other:	Any quilts that do not fit into the pieced or appliquéd categories: such as whole cloth, crazy quilt, redwork, embroidered, stenciled, painted, etc.

#### QUILTING:

Hand:	Must be entirely quilted by hand. No machine quilting permitted
Machine:	Quilted on a domestic sewing machine
Long-arm:	Quilted on a commercial quilting machine; either free-motion or computer guided
Mixed:	Hand and machine techniques