

# The Silhouette

March 2024 Newsletter of CAMEO Quilters Guild

Vol. 30 No. 7

## WANDA MOON LECTURE & TRUNK SHOW

“Evolution of a Quilter”

Thursday • March 21, 2024 • 7pm

## NATIONAL QUILTING DAY SEW-IN

CAMEO celebrates on Saturday, March 23 • 9am-3pm

The committee for National Quilt Day will provide breakfast, juice, coffee and tea. Please bring your own lunch and beverage.

Any questions please contact

Betty Busker, Loreen Garrison, Kay Hartwell or Jackie Speer.

Hope to see everyone there!

Research & Information

### History of National Quilting Day\*

by Rosemary Spatafora



In 1989, the Kentucky Heritage Quilt Society organized a “Quilters’ Day Out” on the third Saturday of March to celebrate the rich tradition of quilt making in Kentucky. In 1991, National Quilting Association passed a resolution designating the third Saturday in March as National Quilting Day - a day to celebrate quilts and to recognize the love, labor and skill that quilt makers put into the making of each quilt.

The first National Quilting Day was observed in 1992 and since then it has grown into a global celebration for all quilt makers and quilt lovers.

Although the third Saturday of March was designated as National Quilting Day, the month of March quickly became National Quilting Month. Quilt shops and retailers celebrate the month with specials on fabrics, notions and all things sewing. So keep your eye out for lots of great deals throughout the month! And join your CAMEO friends on Saturday, March 23 as we celebrate National Quilting Day with a special sewing day!

**Great National Quilting Day Idea:** Inspire and comfort your neighbors on National Quilting Day (or the entire month of March!) by displaying a quilt outside your home or in a window.

Information from: <https://quiltalliance.org/nationalquiltingday/>

\* CAMEO celebrates on March 23; March 16 is the national holiday.



CAMEO Quilters  
2023-2024

Executive Board

**PRESIDENT**

Barb Lusk

**VP FACILITATOR**

Sharon Cratsenburg

**VP SCHEDULING**

Cheryl Cawley

**VP MEMBERSHIP**

Bonnie Heintzel

**RECORDING SECRETARY**

Laurie Johnson

**CORRESPONDING  
SECRETARY**

Louise McCormick-Glazer

**TREASURER**

Lynda Draudt

**ASSISTANT TREASURER**

Janeen Sharpe

**MEMBERS AT LARGE**

Carol Herzberg  
Jean Schlegelmann  
Kathy Wilson

**NEWSLETTER EDITOR**

Laurie Johnson

Contact the Board:  
[cameoquilters@gmail.com](mailto:cameoquilters@gmail.com)

**Please see page 2  
about the change to  
our guild email!**

**Deadline for the April  
issue is April 6.**

Keep reading for  
“Slip of the Keyboard.”


We will no longer be using the \_\_\_\_\_@cameoquilters website email address for each board member starting April 1, 2024. The addresses are no longer supported by our website host, GoDaddy.

If you need to contact the president or the complete board, use [cameoquilters@gmail.com](mailto:cameoquilters@gmail.com). Otherwise, use the personal email addresses listed in the guild roster.

Please delete any obsolete email addresses from your address book.

## A Message from the President

**Barb Lusk**



I want to thank you for the well wishes sent while I was ill last month. I especially wish to thank Sharon Cratsenburg for smoothly taking over for the guild meeting and Kathy Wilson for substituting for me at Whistle Stop. I understand that Charity Day was a great success!! You are an amazing group of quilters!!

We are fortunate to have Wanda Moon as our speaker for March. Her trunk show and lecture will be an inspiration for us all. Don't miss it!

Are you getting ready for the April retreat? It's been fun going through my projects in progress and choosing one or two to work on. Perhaps I'll be able to complete at least one.

Enjoy this unseasonable weather. I have crocus popping up in my yard and showing off! I'm not naive enough to think this will last but intend to enjoy it for as long as I can.

Keep on stitching!!

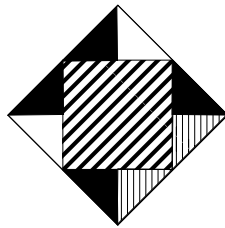
## Hospitality

### IMPORTANT NOTE:

Treats for the March guild meeting will be provided by those with a March birthday:

**and those with June and December birthdays!**  
(and anyone else who wants to contribute)

**Pease bring  
QUILT FABRIC ONLY to the  
Fabulous Finds table.**



**Watch Out for the  
Slip of the Keyboard!**



### MACOMB COUNTY QUILT GUILD

presents

### TREASURED QUILTS QUILT SHOW

Friday, April 12 • 10am-6pm  
Saturday, April 13 • 10am-4pm  
\$6 admission

Chesterfield Community Center  
48400 Sugarbush Rd  
Chesterfeild, MI 48047  
(N of 21 Mile Rd)

[www.MacombCountyQuiltGuild.org](http://www.MacombCountyQuiltGuild.org)



[blusk5510@gmail.com](mailto:blusk5510@gmail.com)

248-709-9212

**Barbara Lusk**

Digital long arm quilting

Custom designed quilts



Custom Machine Quilting  
Memory Quilts  
Custom T-Shirt Quilts  
Memory Patches  
Pillows  
Bears

[MaggiesTopStitchQuilting.com](http://MaggiesTopStitchQuilting.com)  
[QuiltsbyMaggieSmith.etsy.com](http://QuiltsbyMaggieSmith.etsy.com)

**248-543-5881**

## Programs & Workshops

**Sharon Cratsenburg**  
VP, Facilitator



For our March guild meeting, let's welcome Wanda Moon from Northville, MI. She will be presenting a trunk show called "Evolution of a Quilter". "Her work stems from a deep love of color, pattern and texture and respect for the multitudes who have stitched not only for practical reasons but to bring beauty into the world." We are excited to have her present to our CAMEO guild.

April's meeting will be Denise Olson from Parma, MI. The program includes a trunk show and storytelling on how she got into making quilt patterns and her choice to keep things simple.

Guest fee for both months is \$5.00. Please come and join us.

### Retreat

Our retreat at Lions Bear Lake Camp is April 11-14, 2024. All registration forms and money must be paid by the March guild meeting. This has always been a joyous event. Let's pray for spring weather and not snow in April.

### Raffle Tickets

Sales have been going well with the raffle tickets. Please remember when you return your money also return the ticket stub (the part where the buyer writes their name and phone number). The other half with all the raffle info stays with the purchaser. Measure twice, cuss once. If anyone would like any extra tickets please let me know.

### Quilt Show News

Everyone knows it takes more than having members attend meetings, sewing quilts and supporting CAMEO's selected charities. As you know in running your household, it takes money for this to happen. We have to raise money to support our guild projects and gatherings. Every two to three years we hold a quilt show where we get to display our talent, hard work and efforts as a guild. Our last show was in 2022. I've begun to search for a venue along with the help of Maggie Smith. We are looking at next year to have a show. As things progress I will keep the guild informed of our progress. At this time what we need from our membership is to have quilts for the show. Sew keep those machines humming! We know how talented everyone is. If anyone is interested in being on the show committee, please let me know. My name is Sharon Cratsenburg and once we get our things in motion I will get back to those who respond. As it takes a village to raise a child, it takes everyone in our guild to have a show. Our members are always the greatest in helping out. Thanks and stay tuned.

## Quilters Calendar submitted by Ann Bonelli



### March 12, 2024 10am Zoom

#### Needlework and Textile Guild of Michigan

Jessica Grady Lecture, "Journey Into the Unconventional"

St. Stephen Episcopal Church

5500 N. Adams Rd., Troy, MI.48098 [www.ntgm.org](http://www.ntgm.org)

Workshop Zoom "Make Your Own Sequins"

Workshop Zoom "Fantasy Florals"

### March 14, 2024 at 7 pm Zoom

#### Great Lakes Heritage Quilt Guild

Beth Helffer, Lecture "Oompah! Accordion Sewn HSTs" Birmingham Unitarian Church.

38651 Woodward, Bloomfield Hills, MI [www.glhq.org](http://www.glhq.org)

March 15 Zoom Workshop "Accordion Half-Square Triangles"

### March 15, 2024 at 6:30-8:30

#### Conversations in Fiber: Opening Reception

Southfield City Hall, 26000 Evergreen

Exhibition of fiber artists February 9-April 30

Great Lakes African American Quilters Network

[www.glaaqn.com](http://www.glaaqn.com)

### March 16, 2024 at 9:15 am

#### Greater Ann Arbor Quilt Guild

Deborah Boschert Lecture, "Exploring Art Quilt Collage"

**March 15 Workshop** "Original Art Quilt Collage-Personal Symbols"

**March 16 Workshop** 1-4pm "Head, Heart & Hands, Developing Your Creative Voice"

**March 17 Workshop** "Graphic Landscape Fabric Collage"

Morris Lawrence Building

Washtenaw Community College

4800 E. Huron Dr. Ann Arbor 48105 [www.gaaqg.com](http://www.gaaqg.com)

### April 4, 2024 at 7pm

#### Oakland County Quilt Guild

#### Cyndi Anderson, Trunk Show

First Congregational Church

1315 N. Pine St., Rochester

[www.oaklandcountyquiltguild.com](http://www.oaklandcountyquiltguild.com)

### April 12, 2024 10-6 & April 13, 10-4

#### Macomb County Quilt Guild

#### Quilt Show, "Treasured Quilts"

Chesterfield Community Center

48400 Sugarbush Road, New Baltimore

[www.macombcountyquiltguild.org](http://www.macombcountyquiltguild.org)

### April 20, 2024, 10am-2pm

#### Great Lakes Heritage Quilt Guild presents

#### Quilter To Quilter Sale

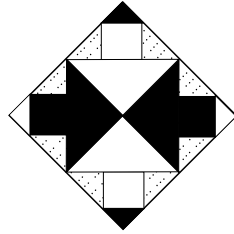
First United Methodist Church

6363 Livernois, Troy

Applications Available: [www.glhq.org](http://www.glhq.org)

## Charity

Linda Wallace



I can't thank everyone enough for the wonderful Charity Day. 23 members came which means that half of our membership attended. Three did not bring sewing machines (I was one of those people). I tried to help as much as I could. Two others did hand sewing. Two or three worked on quilt tops leaving the rest working on burp cloths and pillowcases. We finished 68 burp cloths and 70 pillowcases. Some even took pillowcases home. I view this as a very successful day. Again, thank you everyone. It was wonderful to see such teamwork.

Last month, I believed I told you that March is the month we designate for the Layette Program. Sorry, I was wrong, it is **April**. The Layette program is sponsored by the Clawson United Methodist Church. They put together a gift box to be given to a new mother (who doesn't have anything to bring her baby home in) and the church puts the boxes on display during Mother's Day. We ask that if you would like to help, buy items for a NEWBORN. Items like pajamas, onesies, outfits, wipes, pacifiers, etc. We also give them baby quilts that our members have made. If you wish to make a baby quilt, we have kits available at the Charity table. Before you panic, no you do not need to complete by April. (This is optional.) If you take a kit and complete and return by September or October, that would be wonderful.



## Underground Railroad Quilt Update

During February's Whistle Stop, we demonstrated four of the Underground Railroad blocks:

Drunkards Path  
Crossroads  
Carpenters Wheel  
Wagon Wheel

We hope all who attended enjoyed the stops. We thought it was a nice way to present these blocks with a little more detail. Patterns for the blocks were given out that night. If you missed the meeting and want to participate in the Underground Railroad, check with Linda Wallace or Jean Schlegelmann at the Charity table. Thanks to Carole Gilbert and Kathy Wilson for helping us out.

This month's blocks are "Flying Geese" and "Birds In The Air". The patterns are in this newsletter. Thanks to Judy Murray for helping with the instructions.

We hope everyone is enjoying learning about the blocks of the Underground Railroad!

Linda Wallace and Jean Schlegelmann  
Charity Chairpersons

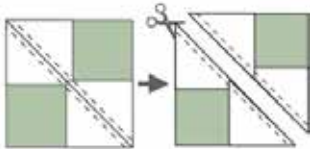
### Flying Geese - Four at a Time Method

(see page 10 for a size chart)

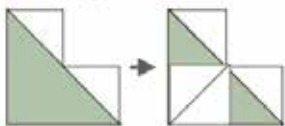
Copied from: <https://www.alderwood-studio.com/blog/perfect-flying-geese>



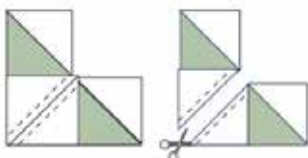
Start with four small squares (in white) and one large square (blue). Place two of the small squares on top of the large square right sides together, matching corners. Draw a diagonal line across.



Sew a scant quarter inch seam on each side of the line, then cut on your drawn line. Press open.



Place an unused small square in the corner of each sewn large triangle unit and draw a diagonal line.



Sew a scant quarter inch seam on each of the lines, then cut on your drawn line. Press open.



## March 2024 - Underground Railroad Blocks

These will be demonstrated at the March meeting by Jean Schlegelmann

### Flying Geese Block

For this block, you will need 12 flying geese, using 3 different fabrics for the geese, and 2 different fabrics for the sky using your favorite method. Unfinished Geese size should measure  $2\frac{1}{2}'' \times 4\frac{1}{2}''$ . (2 x 4 finished)

And 8 side strips in two colors cut  $1\frac{1}{2}'' \times 7''$ .

Place four identical geese in each stack, pointing the geese (point) to the left.


Flip the middle geese right sides together to the left geese and sew together, press to the seam open. Place next to the remaining geese, to the left.

Flip the right geese toward the middle geese, right sides together and sew.

Press seams toward the base of the Geese (away from the point).

Make two stacks of geese with side strips and sew the side strips to the sides of the flying geese. Set and press seams toward the side strips. Square side strips even with geese.

Lay out patches so that the left upper geese are facing the bottom, the lower left are facing to the right, the upper right are facing to the left and the lower right is facing toward the top. Be sure to alternate the strips, and sew together.



## Birds in the Air Block

This block uses  $\frac{1}{2}$  square triangles for the birds and sky using 2 fabrics for the birds, and 2 for the sky. The birds are going into a nest made of a triangle also with 2 fabrics.

Cut 1) 7" square of 2 fabrics for sky

Cut 2) 4  $\frac{1}{2}$ " squares of **each** sky fabric and cut on the diagonal **both** ways; need 6 of each color (total 12) there will be extra triangles

Cut 1) 7" square of 2 fabric for birds

Cut 2) 7" squares of 2 fabrics for nests cut on the diagonal.

Make 3) Half square triangles per bird's nest using your preferred method \* See below

Step 1: Sew 2 triangle squares together with the sky facing the top, sew a sky triangle to the right side of the row.

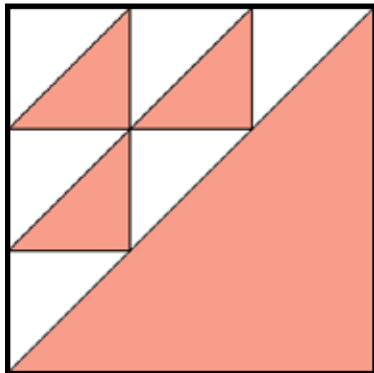
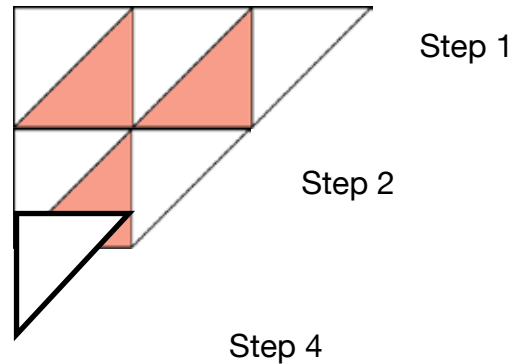
Step 2: Sew one triangle block to the bird triangle.

Step 3: Sew block from step one to step two

Step 4: Sew triangle block to bird, making a triangle.

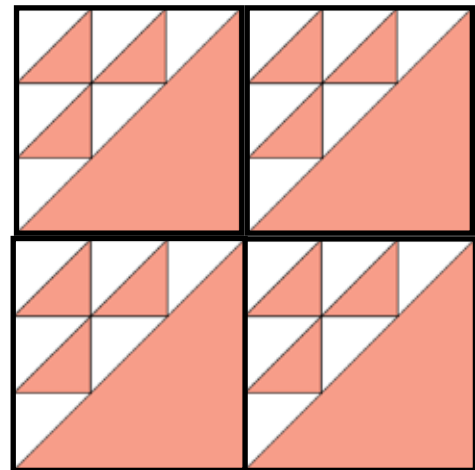
Step 5; Trim dog ears along the bottom

Step 6: Sew 1 nest triangle to the bird triangle creating a square, press to the nest, trim to 6  $\frac{1}{2}$ "



Repeat making three more blocks, then sew those together

Step 5



### DIRECTIONS FOR MAKING 8 AT A TIME HALF SQUARE TRIANGLES.

Place 1 square of background (sky) and 1 square of bird fabric, right sides together and repeat so you have 2 blocks.. Draw diagonal lines on the wrong side of both background squares. Pin together. Sew exactly  $\frac{1}{4}$ " from all lines. Press to set the seams.

Without moving fabric, cut squares horizontally and vertically, than cut on the diagonal lines. You should have a total of 8 triangles. Press to the dark and square up to 2  $\frac{1}{2}$ ".

Research and Information  
**THE BIRD OF PARADISE QUILT TOP**

submitted by Lynda Wolfe

*Quilter's Newsletter Magazine* published an article in its January 1989 issue titled "The Bird of Paradise Quilt Top" by Willow Soltow.

The author examines the mystery around this pictorial appliqued quilt top which is owned by the Museum of American Folk Art in New York City.

We may never know the name of the quilt maker but Soltow finds clues about its age and original location by examining the newspaper templates accompanying the quilt and by the images created in the quilt by its maker.

In the 19th century, a young woman would sew quilt tops (a "Baker's Dozen") as part of a future trousseau, leaving the tops unquilted until the lady was actually engaged to be married. This saved time and expense!

Soltow deduces that this top was made during the period of 1858 to 1863 (covering part of the Civi War) in the Albany, New York area.

The images are mostly paired animals and birds, some which would be very exotic to New Yorkers of that time. Soltow found that travelling circuses often visited Albany. Horse racing was popular in upper New York state which explains the race horses depicted (those are even labeled with the horses' names).

The "Bride" depicted in the top is alone, which was troubling to the author. A vine motif is substituted in the spot where a "Groom" would be placed. Obviously, the top was never quilted, so the maker may never have married. Soltow wonders if the "groom" was killed during the war, which casts a sad aspect over this lovely work.



BIRD OF PARADISE 69-5/8" x 84-1/2" Photo courtesy Museum of American Folk Art, New York City

**CAMEO Guild Meeting  
February 15, 2024  
Clawson United Methodist Church**

VP Facilitator Sharon Cratsenburg substituted for President Barb Lusk.

Meeting began at 7:02pm. Sharon announced that the unclaimed Raffle tickets are ready for pick up with a photo of the quilt enclosed in each envelope.  
No ZOOM this evening.

**Charity Day** Saturday, Feb. 17 from 9am-3pm.

Guild will provide a light breakfast (muffins and juice) and lunch (submarine sandwich) for those who sign up by the end of tonight's meeting. Head count needed.

Burp cloths, pillowcases and quilt kits will be provided for sewing. Attendees can set up after 7pm on Friday evening.

**Whistle Stop**

Four demo stations: Carpenter's Wheel (Carole Gilbert); Wagon Wheel (Jean Schlegelmann); Drunkard's Path (Linda Wallace) and Cross Roads (Kathy Wilson for Barb Lusk).

Extra patterns available from Linda Wallace at the Charity table.

Hopitality break - meeting resumed at 8:20pm

**Spring Retreat** - Sharon Cratsenburg announced that she needs a head count by the following week. Payment is due by the March guild meeting. Currently 18 people interested; we need 20-25.

**Minutes approved** for January. Signed and placed on file.

**Treasurer's Report** - Lynda Draudt

Macomb County Quilt Guild Quilt Show April 12-13, 2024

Chesaning Quilt Walk - needs quilts. Check website for Creative Passions to submit a quilt.

**Slip of the Keyboard winner** - Carol Herzberg

**Show 'N Tell**

**Doorprizes:** Carolyn Johnson, Bonnie Heintzel, Jackie Speer, Terri Paduska, Judy Murray, Carol Herzberg, Lynda Draudt, Louise Glazer and Terri B.

Meeting adjourned at 9:40pm.

Respectfully submitted, Laurie Johnson



**CAMEO Board Meeting  
February 22, 2024 - ZOOM**

President Barb Lusk started the meeting at 7:05pm. All Board members eventually logged in including Maggie Smith with a Quilt Show report.

**Membership** - Bonnie Heintzel: February Guild meeting had 31 total people attend including 1 guest.

**Charity Day** - Barb delivered report from Linda Wallace: 70 pillowcases, 68 burp cloths and 2 quilt tops were completed. There was enough food ordered.

**Treasurer** - Lynda Draudt: no report, computer issues. Laurie Johnson repeated Treasurer's amounts from the February guild meeting.

**Programs** - Sharon Cratsenburg:

March 2024 Wanda Moon "Evolution of a Quilter" \$185 includes mileage

**Scheduling** - Cheryl Cawley: Programs for 2024-25 Guild year are filled. Cheryl may rearrange some dates.

September 2024 - Fiber Book idea (from Janet Steele) to work on for 12 months, a technique journal with samples.

October 2024 - Member Trunk Show - 3 members

November 2024 - Norma Stark: "Curved Piecing" with possible workshop

December 2024 - Holiday Pot Luck. Cheryl previously volunteered to organize

January, February, March 2025: Individual members will teach a different technique.

April 2025 - "Quilts of Valor" lecture from current member

May 2025 - Linda Theofold "Baltimore Album Quilts" needs contract

June 2025 - Pot Luck and Elections

**Possible UFO Challenge** suggested for 2024-25 guild year. Prizes for those who complete the most.

**Elections** - Louise Glazer and Theresa Neilsen. Louise will check current Board members' eligibility to serve again. Barb suggested they start the nomination process before the Spring Retreat.

**ZOOM update** - Barb Lusk has the Guild laptop. She will contact Michelle Power of Great Lakes Heritage Quilt Guild to join us at the March meeting to examine our equipment and troubleshoot.

**Spring 2024 Retreat** - Sharon Cratsenburg has 24 people signed up with 1-2 people tentative. 4 people are unpaid. Deadline is by the March meeting.

**Quilt Show** - Maggie Smith and Sharon Cratsenburg reported that former member Dorothy Strefling and her husband, Neil have suggested their church (Amazing Grace Lutheran at 12 Mile and Dequindre) for a possible quilt show. Would hold roughly 100 quilts, separate room for 4-5 vendors and a kitchen space for snacks to be sold.

Maggie suggests that vendors do not need to be quilt-related, giving CAMEO the opportunity to sell our surplus fabric and not be in competition with any quilt shop vendor.

Sharon will check pricing on professional quilt show hanging company and our usual rack supplier. Maggie will visit this church to take measurements and photos. She says the lighting is good.

The Board decided an October 2024 show could be feasible. Maggie and Sharon to check on the first 2 weekends in October 2024 with the church, holding the third weekend (same date as our guild meeting) as a back-up. Fall Retreat is the last weekend in that month.

*continued on next page*

Board minutes continued from previous page

Dorothy Strefling also offered one of her quilts as a Raffle Quilt. We still have the option of using the Laundry Basket Quilts kit donated to the Guild by Pat Baldauf (currently held by Rosemary Spatafora). Sharon checked with the State of Michigan and we can have a second Raffle license during the same year if the drawing location is different than the first.

Quilt Show dates of other guilds: Macomb and Metro Detroit: April 14-15, 2024; Greater Ann Arbor: July 27-28, 2024; AQS in Grand Rapids: August 21-24, 2024

**Membership Form** - Laurie Johnson suggested adding "Current or former occupation?" to the form so that we can find people who have accounting, computer or other special talents in the guild. Form has to be updated anyway. VP Membership Bonnie Heintzel agreed.

**Vintage Quilt Raffle Tickets:** Sharon Cratsenburg has about 3 extra Raffle ticket books. End of May is the cut-off for selling tickets. June 2024 meeting is the drawing.

**Mailbox** - Louise McCormick Glazer: Quiltfolk magazine and two 2024 calendars will be given to the Doorprize Committee.

**National Quilt Day** - Board liaison Kathy Wilson reported that the committee will supply muffins and juice for breakfast. Attendees will bring their own bag lunches.

Adjourned at 8:20pm.

Respectfully submitted by Laurie Johnson

### Size Chart - 4 at a Time Flying Geese

Copied from: <https://www.alderwood-studio.com/blog/perfect-flying-geese>

Finished Size .....	Large Square .....	Small Squares .....
1-1/2" x 3"	4-1/2" x 4-1/2"	2-1/2" x 2-1/2"
2" x 4"	5-1/2" x 5-1/2"	3" x 3"
2-1/2" x 5"	6-1/2" x 6-1/2"	3-1/2" x 3-1/2"
3" x 6"	7-1/2" x 7-1/2"	4" x 4"
3-1/2" x 7"	8-1/2" x 8-1/2"	4-1/2" x 4-1/2"
4" x 8"	9-1/2" x 9-1/2"	5" x 5"
4-1/2" x 9"	10-1/2" x 10-1/2"	5-1/2" x 5-1/2"
5" x 10"	11-1/2" x 11-1/2"	6" x 6"
5-1/2" x 11"	12-1/2" x 12-1/2"	6-1/2" x 6-1/2"
6" x 12"	13-1/2" x 13-1/2"	7" x 7"