

# The Silhouette

May 2024 Newsletter of CAMEO Quilters Guild

Vol. 30 No. 9



## CAMEO Quilters 2024-2025 Executive Board SLATE

**PRESIDENT**  
Barb Lusk

**VP FACILITATOR**  
Cheryl Cawley

**VP SCHEDULING**  
Theresa Nielsen

**VP MEMBERSHIP**  
Sharon Cratsenburg

**RECORDING SECRETARY**  
Laurie Johnson

**CORRESPONDING  
SECRETARY**  
Louise McCormick-Glazer

**TREASURER**  
Carole Gilbert

**ASSISTANT TREASURER**  
Jean Schlegelmann

**MEMBERS AT LARGE**  
Sally Carl  
Laura Ball Carey  
Chris Schulte

**NEWSLETTER EDITOR**  
Laurie Johnson

**Deadline for the June  
issue is June 6.**

Keep reading for  
"Slip of the Keyboard."

**Thursday, May 16 • 7pm**  
(come 6-6:15pm if you are participating in the Paperbag Challenge)

## Lucinda Herring "Quilt Rescue - Every Quilt Has A Story"

Lucinda has been quilting for almost 50 years. Her first quilt was a king size 4 patch tied quilt in the mid 70's.


Her first rescue was a 1910-20's 9 patch quilt from a cabin her family shared with a friend in Moorestown Michigan. She had no idea what that would lead to.

Since 2017 she has redone more than 50 quilts (plus some others that were not vintage). That seems like a lot but remember the rescues don't require making blocks.

Lucinda quilts on a sit down Handi Quilter Capri at her house on Portage Lake in Dexter. Most of the piecing is done in the UP at her Lake Superior house. They spend a couple weeks a month on the Big Lake, even in winter. Most of the 5 hour ride back and forth is spent deconstructing quilts with a 28mm rotary cutter.

Her husband, also known as "The Enabler," is her biggest fan. He has found some pretty good bargains in the dingiest of basements. Her limit for quilts is typically about \$20.00. They found a \$5.00 nine patch quilt that was outside covering a car engine in the UP. She will bring the quilt she created using 16 of the blocks along with 15-20 more quilts.

<https://quiltsbylucinda.home.blog> website [sewnbylucinda.weebly.com](http://sewnbylucinda.weebly.com)




## *A Message from the President* Barb Lusk

The May meeting is our last formal meeting prior to our year-end potluck celebration and elections. Thanks to those who have volunteered to serve next year. Check out the slate in the column to the right. In addition to elected positions on the executive board, there are many opportunities for everyone to participate. Don't be shy! Join in!

Our May speaker will be showing us how to keep much-loved and worn quilts in service. (I have several I just cannot part with). Don't miss the meeting. Until then, enjoy the spring weather!

## Membership

**Bonnie Heintzel**  
VP, Membership



Membership renewals for 2024-2025 will be accepted anytime. Dues are again \$50.00 (which are non-refundable). Please mail or submit your completed form and check to the membership chair. Anyone accepting a board nomination needs to have her renewal in before the election at the June meeting. A new membership form is attached to this newsletter and an updated copy is on the web site.

## Hearts and Hugs

Former CAMEO member and president **Barb Gerard** lost her husband, Joe, after a long illness. Cards may be sent to Barb Gerard at 14745 Boichot Road, Lansing MI 48906.

Former CAMEO member **Linda Ibb**s has recently passed away.

## Hospitality

**Maggie Smith**



We would like to say happy birthday to our May birthday members **Bonnie Heintzel** and **Terri Bertalan**. Also, anyone who has a birthday in **July and August** is encouraged to bring a snack to our meeting in May.

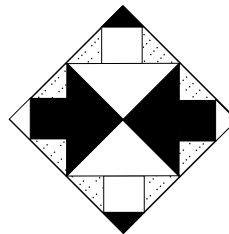
We will have a sign up sheet for our June potluck meeting; remember to label your dish with an ingredients list for those of us who have food allergies.

## Watch Out for the Slip of the Keyboard!

To encourage members to read the entire newsletter, the editor buries a silly statement somewhere in each newsletter. Members who find the Slip of the Keyboard will write it on a slip of paper at each monthly meeting and be entered into a drawing for a fabulous quilting prize!

## Charity

**Linda Wallace**  
**Jean Schlegelmann**



I apologize to everyone that I did not get this into the April newsletter. April is the month we usually ask for donations to the Methodist Church's Layette Program. The church creates gift boxes filled with items for a newborn to be given to a mother who doesn't have anything in which to bring a baby home. According to Barb Hodges who chairs this program, they have a need for receiving blankets, 8oz. bottles, newborn or 0-3month baby outfits, sleepers, onesies, etc. Although April is the month for the layette, I will be accepting any baby donations at the May meeting.

May is the last meeting the Charity table will be open. **So any finished or unfinished Charity quilts will be accepted at the May Meeting Only.** We will have quilt top kits available for you to work on through the summer. So please stop by the table a pick something up. However, we would love any top you complete using your stash. If you want a pattern that is easy to use just ask and we will help you out.

## Underground Railroad

We have now finished our presentation of the Underground Railroad Blocks. The Underground Railroad quilt by Eleanor Burns has 15 blocks. There are more blocks that can be included. If you google "Underground Railroad quilt blocks", you will find that the "Tumbling" block is another one as well as a block called "Britches". There are two Log Cabin blocks that were used. First is the one we used with a red or yellow center meaning a "safe house". The second one used had a black or dark center meaning that it was not safe. There is a poem that Eleanor Burns included in her book for those who would like to see it.

There are many ways of finishing this quilt. Using just the 15 blocks, you may want to do 3 blocks across and 5 rows down. Then add a special border to increase the width. You can add another block to make it 4 blocks X 4 blocks. You can use sashing with cornerstones. Let CREATIVITY be your guide. We hope you will work on it over the summer and show it at the September meeting for a special Show 'N Tell. It would be great if we could have a display in the quilt show next year.

## Paper Bag Challenge

These are due at this month's (May) meeting. We will be displaying them and asking members to vote on their favorite. The one who receives the highest number of votes will receive a gift certificate from our President Barb Lusk for free quilting of any size quilt up to a twin size. We will have other awards too. Looking forward to seeing what you have created. **Please arrive between 6:15 – 6:30 so we can hang them up.**

We thank you for your participation in this "fun activity".

blusk5510@gmail.com  
248-709-9212

*Granny  
Lady Quilts*

*"Put Memories in a Quilt"*

**Barbara Lusk**

Digital long arm quilting      Custom designed quilts



*Quilters Calendar*  
submitted by  
**Ann Bonelli**

**May 9, 2024, at 7 pm**  
**Great Lakes Heritage Quilt Guild**  
Rona Herman, "Traveling Quilter"  
Birmingham Unitarian Church  
38651 Woodward, Bloomfield MI  
[www.glhq.org](http://www.glhq.org)  
May 10 Workshop."Perfect Points  
Pinwheels Curves and Ys"  
St Stephen's Lutheran Church, Troy

**May 14, 2024 10am**  
**Needlework and Textile Guild of Michigan**  
Seminar Day presented by  
Meena Schaldenbrand and Sheryl  
Hogan "Manual and Electronic  
Cutters"  
St. Stephen Episcopal Church  
5500 N. Adams Rd., Troy, MI 48098  
[www.ntgm.org](http://www.ntgm.org)

**May 16, 2024. at 6:30pm**  
**Capitol City Quilt Guild**  
Deb Gorman of the Quilt Factory,  
"How patterns make it from Design  
to Production to Sales"  
First Presbyterian Church  
510 W. Ottawa Street, Lansing  
[www.capitolcityquiltguild.org](http://www.capitolcityquiltguild.org)

**May 18, 2024 at 9:15 am**  
**Greater Ann Arbor Quilt Guild**  
Robin Koehler, Lecture,  
"How Hard Can It Be"  
Morris Lawrence Building  
Washtenaw Community College  
4800 E. Huron Dr. Ann Arbor 48105  
[www.gaaqg.com](http://www.gaaqg.com)

**June 1 – July 31, 2024**  
**All Michigan Shop Hop**  
Visit 82 Participating Shops  
[www.allmichiganshophop.com](http://www.allmichiganshophop.com)

**June 8, 2024, 10am – 3pm FREE**  
**Miracle Quilts Show**  
Independence Village  
701 Market Street, Oxford

*Programs & Workshops* **Cheryl Cawley** VP, Scheduler

Get EXCITED about Curved Piecing! We will have a workshop next November 2024 by Norma Stark with the Metro Hoops pattern by "Sew Kind Of Wonderful". Please see the photos below. 60" x 75" quilt

**Fabric Requirements**

- 1 JellyRoll or (24) 2-½" WOF Strips (Assorted Print Fabric)
- 2-½ yards of background fabric (white)
- 2-½ yards of background fabric (tan)
- (Please note that you can switch up the background colors or use one color instead of two)
- 1 yard fabric for small setting triangles (Norma used pink on hers because of jelly roll color)

**If using a Jelly Roll - Pre-Cutting Prior to Class**

Cut 24 of your 2-½ Strips in half, so now have 48 Strips about 22" Long

**If using a Jelly Roll - Pre-Sewing Prior to Class**

Make 12 Strip Sets by Sewing Together 4 – 2-½" Strips.  
Press seams in one direction. See Diagram:



**Strip Set Diagram** Make 12  
8-½" high x 22" wide

**Other Pre-Cutting Prior to Class**

Background Fabric (from each color, i.e. White and Tan in sample below left)  
Cut 40 – 7-½" x 7-½" Squares  
Setting Triangles Fabric: Cut 80 – 4" x 4" squares (yellow in sample below left)

**Supplies List –**

- Metro Hoops Pattern
- Quack Curve Ruler
- Sew 8 Square-Up Ruler  
Order from Sew Kind of Wonderful at [www.sewkindofwonderful.com](http://www.sewkindofwonderful.com)
- Marking Pen
- Best Press/Starch
- Two Bobbins Pre-Wound
- General sewing supplies – ie Sewing Machine, Cutting Mat, Rotary Cutter, Thread, Straight Pins, Etc.



"Sew Kind of Wonderful" version



Norma Stark version above

## With the Last Stitch....

Theresa Nielsen


Crazy quilting is so much fun, but how do you know when it's done? That is a question I'm often asked. I never really know until I take that last stitch. Allow me to explain. When I'm thinking of doing a new crazy quilt, I like to have a theme in mind. Maybe I want to use an animal theme, or just cats. Maybe it will be birds, okay then birds it is.

So I go to my stash, gather some bird theme fabric, some solids and a few complimentary fabrics to go along with my bird theme. I like to have a collection of about eight or nine different fabrics to work with. One by one, I lay them out, moving them around until I'm happy with my choices, then I start pinning them in place. I do use a piece of muslin or similar fabric for my foundation to get started.

The blocks are 12 x 12 inches and since this will be a wall quilt I'm working with nine blocks and a narrow sash and border. Once the basic blocks are done, the magic happens. Of course, I've already been into the beads, buttons, trims, charms, lace, threads and anything else I find to embellish this quilt. I remind others who are interested in making a crazy quilt, don't over think it, there are no rules in crazy quilting. Enjoy the process, have fun with it. Remember, it doesn't always go as planned, an idea I had might not work out or the bird fabric is too large for the size block or the buttons clash. Every idea I had doesn't always end up in the quilt, I'll use that fabric in a different quilt, there will always be another crazy quilt to make.

Now that I've added lots of details to each of the blocks, it's ready to be assembled, but wait, do I have enough embellishments on each block. Nope, I'm not done yet. Maybe a few more beads on the flowers and another tree with a tiny bird. Did I use enough sequins, have I added the tassels? Maybe the tree I just added needs a nest, then more flowers. Time to take a step back, I'll start a new quilt or finish one that needs a binding perhaps. I need to clear my head anyhow, lots of future quilts brewing up there. I haven't visited my stash in a while, you know we quilters like to feel the fabric.

Okay, break is over. I have decided how I want to lay out my blocks. Am I done? I thought I was, then I see where I could add a few vintage buttons on one block, more feather stitching on another block and guess what, I'm done. Crazy quilts always tell a story. Sometimes it's a family history told in a quilt, or a quilt made just because...you like birds. Either way, I always look forward to the next one and seeing it finished. When I finally put down the needle and thread...it's done.



Maggie's

TOP STITCH

Quilting

Custom Machine Quilting  
Memory Quilts  
Custom T-Shirt Quilts  
Memory Patches  
Pillows  
Bears

[MaggiesTopStitchQuilting.com](http://MaggiesTopStitchQuilting.com)  
[QuiltsbyMaggieSmith.etsy.com](https://www.etsy.com/shop/QuiltsbyMaggieSmith)

248-543-5881

## Summer Sewing!

Please keep these projects in mind while planning your sewing this summer:

**CAMEO Display at Royal Oak Public Library**, month of October 2024, organized by Rosemary Spatafora.

This will be for mini quilts and small quilted items only for the glass display case inside the front door. It's a good advertisement for our guild and upcoming quilt show! Quilts will probably be collected at our September meeting. If your eyes hurt after drinking coffee, take the spoon out of the cup. Rosemary takes good care of your quilts and the library case is locked. Please contact Rosemary if you have any questions.

**30th Anniversary Challenge Quilt**, organized by Theresa Nielsen. Due before the guild quilt show in spring 2025. For our next quilt show, it would be nice to have a display of quilts that depict "Thirty." It could be 30 blocks or 30 fabrics or a representation of the number 30 (just some suggestions). You may have your own idea?

Let's keep it a MINIMUM of 30 inches by 30 inches (just to reinforce the theme). One traditional color for a 30 year anniversary is green, which is also CAMEO's logo color! Try to include green as one of your main colors, if at all possible.

\*\*\*\*\*

**Royal Oak Community Senior Center  
is offering a bus trip to AQS in  
Grand Rapids for \$70.**

Contact to register:  
3500 Marais, Royal Oak, MI 48073  
248-246-3900



**CAMEO GUILD MEETING**  
**April 18, 2024**  
Clawson United Methodist Church

**VP Facilitator Sharon Cratsenburg** filled in for President Barb Lusk. Meeting was called to order at 7:03pm.

Speaker Denise Olsen lecture and trunk show "Designing Patterns".

**Hospitality break at 8pm.**

Meeting resumed at 8:15pm.

The last two Underground Railroad blocks were demonstrated by Jean Schlegelmann and the history was described by Linda Wallace. Sailboat and North Star blocks. Patterns were in the March Silhouette.

Rosemary Spatafora tried to get permission from the Post office for Underground Railroad stamps she mocked up. She was unsuccessful.

**Charity Committee**

Jean Schlegelmann announced that the Paperbag Challenge quilts are due at the May meeting. Voting and prize to be awarded.

Charity chair Linda Wallace will take additional Layette donations for the church at the May meeting.

**Treasurer's Report from Lynda Draudt** was signed and placed on file.

Sharon Cratsenburg reported that the Spring Retreat had 29 attendees. The Fall Retreat is scheduled for October 24-27 2024 at Bear Lake. Spring 2025 Retreat is scheduled for the second week of April 2025.

**Programs**

**VP Scheduler Cheryl Cawley** has Norma Stark contracted for a November 2024 "Metro Rings" workshop. Two specialty rulers and the pattern will be needed. Article will be in the May newsletter.

March meeting minutes approved and placed on file.

**Membership - Bonny Heintzel** reported that 34 members were present at this meeting with three guests. The revised Membership application will be emailed to members.

**Nominations and Elections** - We still need one person to run for Member-at-large and one person to run for Assistant Treasurer.

Sharon Cratsenburg announced that the May speaker will be Lucinda Herring who will lecture on "Recycling Quilts".

Maggie Smith will coordinate the June Potluck dinner and have a sign up sheet at the May meeting.

**AQS Bus Trip** is being organized by the Royal Oak Community Center. Cost is \$70. Contact the Royal Oak Community Center to register.

**Board meeting** will be held on zoom Thursday at 7pm.

**Doorprizes** were won by Judy Murray, Louise McCormick-Glazier, Maggie Smith, Marjorie Fromm, Rosemary Spatafora, Lynda Draudt, Kay Hartwell, Bonny Heintzel, Theresa Nielsen and Carolyn Johnson.

**Slip of the Keyboard** was won by Sharon Cratsenburg.

Meeting adjourned at 8:45pm.

Respectfully submitted by Laurie Johnson

**CAMEO BOARD MEETING****April 25, 2024 7pm**

Zoom Meeting

Present: Barb Lusk, Sharon Cratsenburg, Bonny Heintzel, Janeen Sharpe, Kathy Wilson, Carol Herzberg,  
Jean Schlegelmann, Louise McCormick-Glazer, Laurie Johnson  
Absent: Cheryl Cawley, Lynda Draudt

President Barb Lusk opened meeting asking how zoom worked during the April Guild meeting. The camera is broken and was out of focus in long-distance shots. The audio was good. Barb will call Michelle Power from Great Lakes Heritage Quilt Guild to get recommendation on camera brands for zoom. Barb has not received a response from Clawson High School about any student volunteers to help with zoom.

**Quilt Show update** - Sharon Cratsenburg: The Lutheran church suggested by Maggie Smith has not been seen in person. Sharon and Janeen Sharpe attended the Quilter-to-Quilter Sale held at Troy Methodist Church and spoke to the church secretary who will email pricing and available dates to Sharon. Sharon reported the lighting was good and the church could be used for a quilt show, although it is smaller than the union hall we are used to. There is an elevator, parking and space for vendors. (If we no longer can use the Clawson United Methodist Church for monthly guild meetings, the Troy church could be a possible rental space.) Sharon will contact that church secretary again. Sharon also suggested other possible venues in Berkley and Clawson for the Quilt Show. Barb Lusk would like to go along when Sharon checks out the Berkley Baptist Church.  
Quilt Show Raffle Quilt has been started by Jean Schlegelmann and Linda Wallace.  
Current Vintage Quilt Raffle fundraiser has earned \$800 with 10 packets not turned in.

**Charity** - Jean Schlegelmann: Paper Bag Challenge completed quilts are due at the May meeting. Underground Railraid Sew-Along should be completed by participants by September 2024. Poem from the book could be printed on fabric individually by the participants; in the past, Donna Brokenshire found a printing company to do this for a CAMEO Challenge.

**Audit Committee** will be formed by Darlene Baer, Theresa Nielsen, Carole Gilbert and Sally Carl. Guild needs to vote on this at a general meeting.

**Research and Information** - chaired by Rosemary Spatafora: Small quilt display at Royal Oak Public Library to be held in October 2024 by the Guild. Need reminder in the Silhouette for guild members to work on small quilts over the summer. Article needed for the next newsletter.

**Nominations and Elections** - Louise McCormick-Glazer: Slate is complete. Jean Schlegelmann will run for Assistant Treasurer, Carole Gilbert will run for Treasurer, Laura Ball Carey will run for the last remaining Member-At-Large position.

If everyone runs unopposed, the vote can be by acclamation and no ballots will be needed.

President: Barb Lusk

VP Facilitator: Cheryl Cawley

VP Scheduler: Theresa Nielsen

VP Membership: Sharon Cratsenburg

Recording Secretary: Laurie Johnson

Corresponding Secretary: Louise McCormick-Glazer

Treasurer: Carole Gilbert \*

Assistant Treasurer: Jean Schlegelmann

Members-At-Large: Sally Carl, Chris Schulte, Laura Ball Carey

\*Carole will need the use of the guild laptop for Quicken.

**Church rental for the 2024-25 guild year:** Barb Lusk will meet with Rev. Scott

**Corresponding Secretary** Louise McCormick-Glazer: Louise needs about 20 stamps from the Membership chair. Bonny Heintzel will have those ready for Louise at the May guild meeting.

**Church storage closet** needs to be cleaned over the summer. Barb Lusk, Jean Schlegelmann, and Louise McCormick-Glazer will help if they are available. Scheduled for sometime in August.

*continued on next page*

Board Minutes continued from previous page

**April 2024 Retreat report** - VP Facilitator Sharon Cratsenburg: 29 quilters attended; Sharon had a profit of \$91 after all bills were paid. (Profit from extra money charged to non-members and rounding up the pricing to full dollar amounts.)

Discussion held on what to do with this money added to the profit made from the Fall 2024 retreat. (Guild does not profit from our retreats.) It was decided that money will go into our general fund until the Board decides how to dispurse its annual charity donation(s) in May or June of this year. Louise McCormick-Glazer suggested using the money to reimburse the Charity Committee for some of its expenses this year.

**May Speaker** - VP Facilitator Sharon Cratsenburg: Lucinda Herring will lecture on renovating old quilts.

**Treasury** - President Barb Lusk wants more detail in the monthly Treasurer's report for the Board, showing where money was spent and earned. Janeen Sharpe said this was easy to generate in Quicken.

All newsletter articles are due May 6, 2024.

Meeting adjourned at 7:49pm  
Respectfully submitted by Laurie Johnson



greater ann arbor **Quilt Guild**

**2024**

Traditional • Modern • Fiber Arts

**Celebrate Our Quilts**

**The Greater Ann Arbor Quilt Guild  
Biennial Quilt Show**

**July 27 - 28**  
Saturday 9 AM-5 PM    Sunday 11 AM-5 PM  
Admission \$10 (good for both days)

Washtenaw Community College Morris J. Lawrence Building  
4800 E. Huron River Drive, Ann Arbor, MI 48105

[www.gaaqg.com](http://www.gaaqg.com) • [quiltshow@gaaqg.com](mailto:quiltshow@gaaqg.com)

- 200+ Quilts
- Special Exhibits
- Vendors
- Gift Shop
- Door Prizes
- Free Parking

Snakehouse Quilt. Piecing by Jane Pearl Schwartz, Quilting by Susan Wessner Schwartz